BIL 717
Image Processing

Feb. 19, 2014

Erkut Erdem

Hacettepe University

Dept. of Computer Engineering

Introduction

Instructor and Course Schedule

- Dr. Erkut ERDEM
- erkut@cs.hacettepe.edu.tr
- Office: 114
- Tel: 297 7500 / 149

- Lectures: Wednesday, 09:00-11:45
- Office Hour: *By appointment.*

About BIL717

- This course provides a comprehensive overview of fundamental topics in image processing for graduate students.
- The goal of this course is to provide a deeper understanding of the state-of-the-art methods in image processing literature and to study their connections.
- The course makes the students gain knowledge and skills in key topics and provides them the ability to employ them in their advanced-level studies.

Communication

- The course webpage will be updated regularly throughout the semester with lecture notes, programming and reading assignments and important deadlines. http://web.cs.hacettepe.edu.tr/~erkut/bil717.s14

- All other communications will be carried out through Piazza. Please enroll it by following the link https://piazza.com/hacettepe.edu.tr/spring2014/bil717

Prerequisites

- Programming skills
  (C/C++, Matlab)
- Good math background
  (Calculus, Linear Algebra, Statistical Methods)
- A prior, introductory-level course in image processing is recommended.

Reading Material

- Lecture notes and handouts
- Papers and journal articles

Reference Books



- Mathematical Problems in Image Processing: Partial Differential Equations and the Calculus of Variations, G. Aubert and P. Kornprobst, 2nd Edition, Springer-Verlag, 2006



- Image Processing And Analysis: Variational, PDE, Wavelet, And Stochastic Methods, T. Chan and J. Shen, Society for Industrial and Applied Mathematics, 2005



- Markov Random Fields For Vision And Image Processing, Edited by A. Blake, P. Kohli and C. Rother, MIT Press, 2011

Related Conferences

- International Conference on Scale Space and Variational Methods in Computer Vision (SSVM)
- Energy Minimization Methods in Computer Vision and Pattern Recognition (EMMCVPR)
- IEEE Conference on Computer Vision and Pattern Recognition (CVPR)
- Advances in Neural Information Processing Systems (NIPS)
- IEEE International Conference on Computer Vision (ICCV)
- European Conference on Computer Vision (ECCV)
- IEEE International Conference on Pattern Recognition (ICPR)
- IEEE International Conference on Image Processing (ICIP)
- British Machine Vision Conference (BMVC)

Related Journals

- IEEE Transactions on Pattern Analysis and Machine Intelligence (IEEE TPAMI)
- IEEE Transactions on Image Processing (IEEE TIP)
- Journal of Mathematical Imaging and Vision (JMIV)
- International Journal of Computer Vision (IJCV)
- Computer Vision and Image Understanding (CVIU)
- Image and Vision Computing (IMAVIS)
- Pattern Recognition (PR)

Grading Policy

- 20% Quizzes
- 20% Programming Assignments
- 20% Paper presentations/Class participation
- 40% Project and final term paper

Paper presentations and Quizzes

- The students will be required to present at least one research paper either of their choice or from the suggested reading list.
- These papers should be read by every student as the quizzes about the presented papers will be given on the weeks of the presentations.
- <u>The schedule for the presentations will be finalized on 5th of March.</u>

Programming Assignments

- There will be three assignments related to the topics covered in the class.
- Each assignment will involve implementing an algorithm, carrying out a set of experiments to evaluate it, and writing up a report on the experimental results.
- <u>All assignments have to be done individually, unless stated otherwise.</u>

Project

- The aim of the project is to give the students some experience on conducting research.
- Students should work individually.
- This project may involve
  - design of a novel approach and its experimental analysis,
  - an extension to a recent study (published after 2008) of non-trivial complexity and its experimental analysis,
  - an in-depth empirical evaluation and analysis of two or more related methods not covered in the class.

Project – Important Dates

- Project proposals: 12th of March
- Project progress reports: 16th of April
- Project presentations: *will be announced!*
- Project final reports: 4th of June

- <u>Late submissions will be penalized!</u>

Tentative Outline

- (1 week) Overview of Image Processing
- (1 week) Linear Filtering, Edge Detection,
- (1 week) Nonlinear Filtering
- (1 week) Variational Segmentation Models
- (2 weeks) Modern Image Filtering
- (1 week) Image deblurring
- (1 week) Clustering-based Segmentation Models
- (1 week) Sparse Coding

Tentative Outline

- (1 week) Graphical Models
- (1 week) Semantic Segmentation
- (1 week) Visual Saliency
- (1 week) What we've done, Where we're going

Image Processing

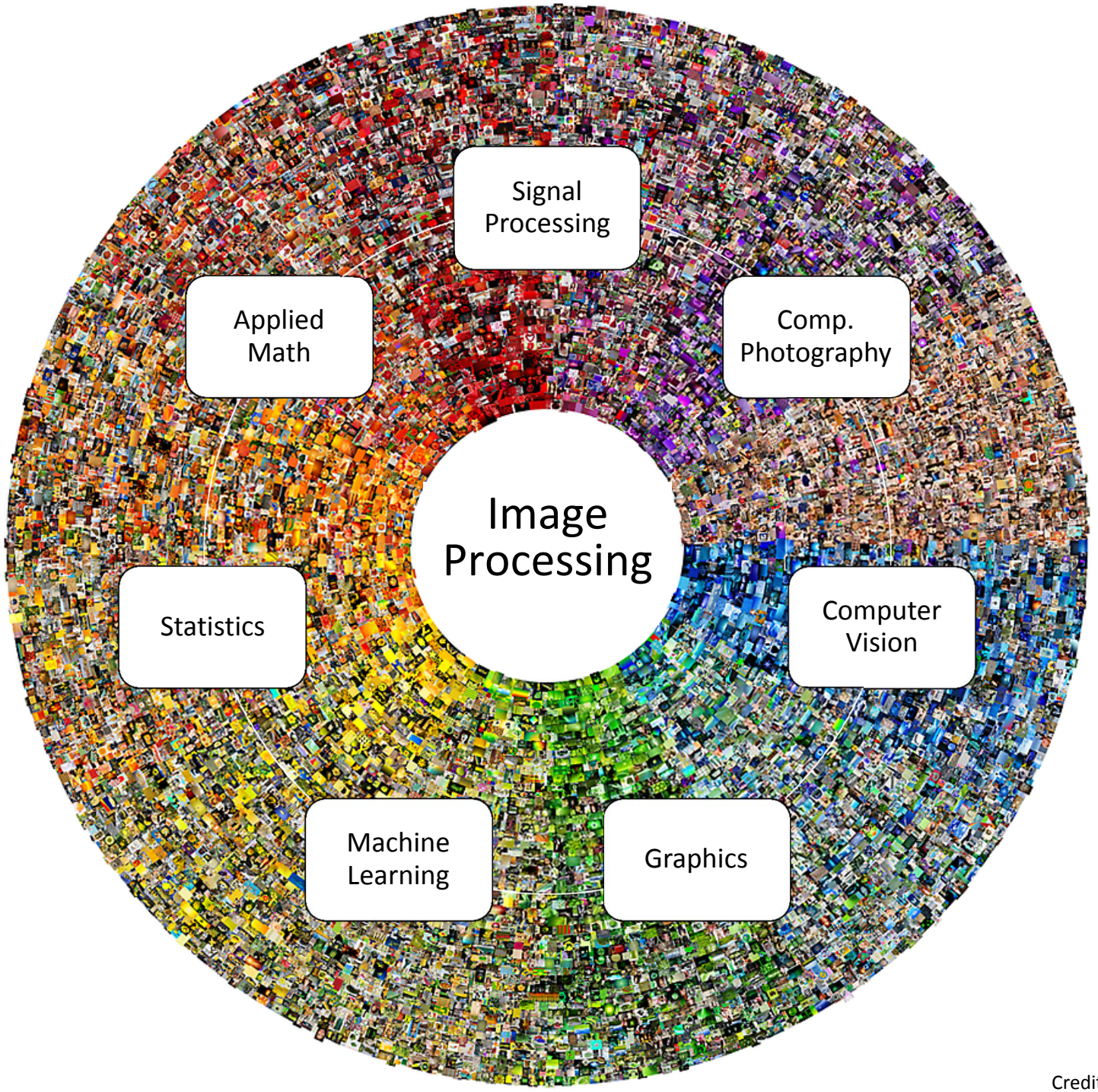

Credit: P. Milanfar

What does it mean, to see?

- *"The plain man's answer (and Aristotle's, too) would be, to know what is where by looking. In other words, vision is the process of discovering from images what is present in the world, and where it is."* David Marr, Vision, 1982

- Our brain is able to use an image as an input, and interpret it in terms of objects and scene structures.

What does Salvador Dali's *Study for the Dream Sequence in Spellbound (1945)* say about our visual perception?

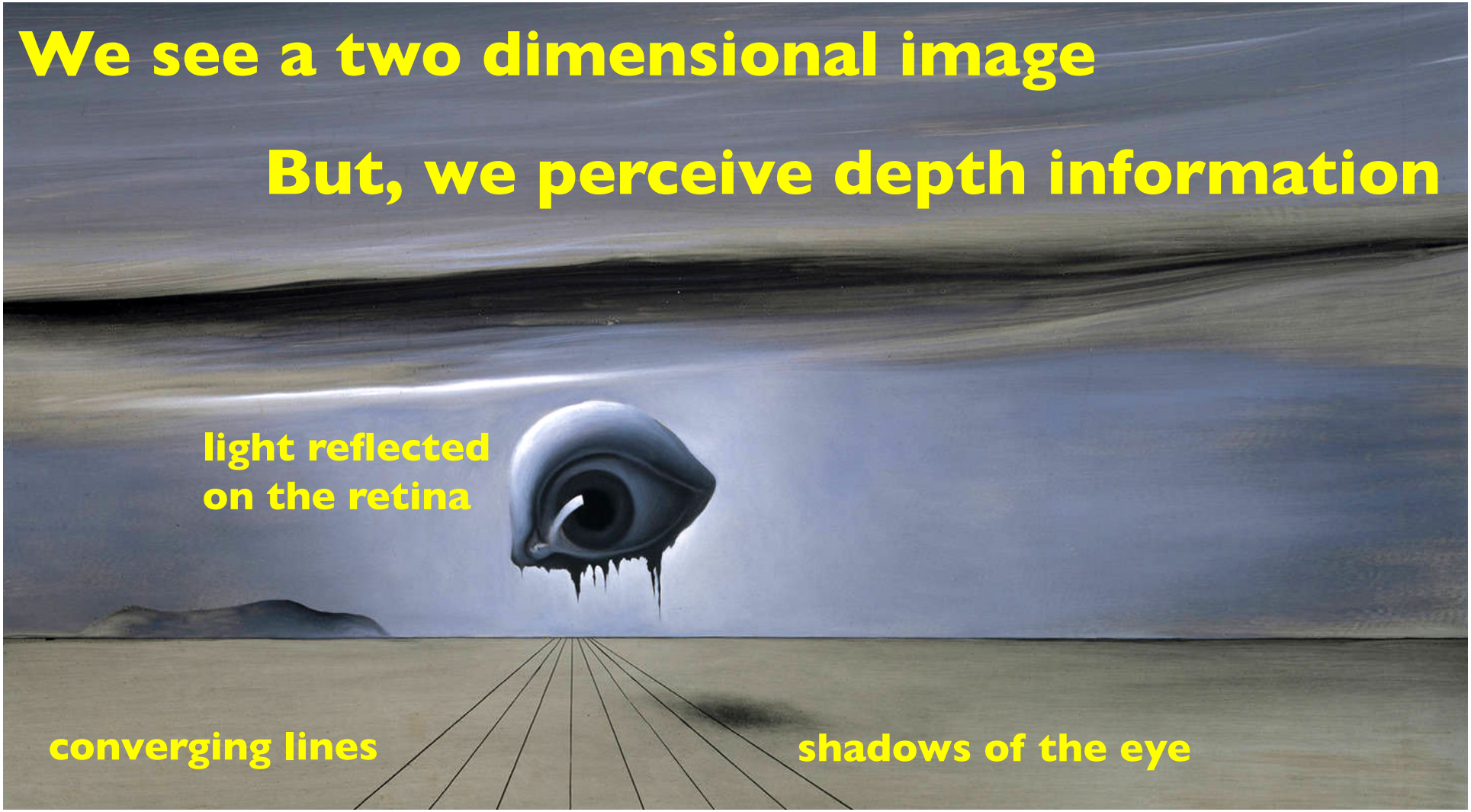

Why does vision appear easy to humans?

- Our brains are specialized to do vision.
- Nearly half of the cortex in a human brain is devoted to doing vision (cf. motor control ~20-30%, language ~10-20%)

- *"Vision has evolved to convert the <u>ill-posed problems</u> into solvable ones by adding premises: <u>assumptions</u> about how the world we evolved in is, on average, put together"*
  Steven Pinker, How the Mind Works, 1997

- Gestalt Theory (Laws of Visual Perception), Max Wertheimer, 1912

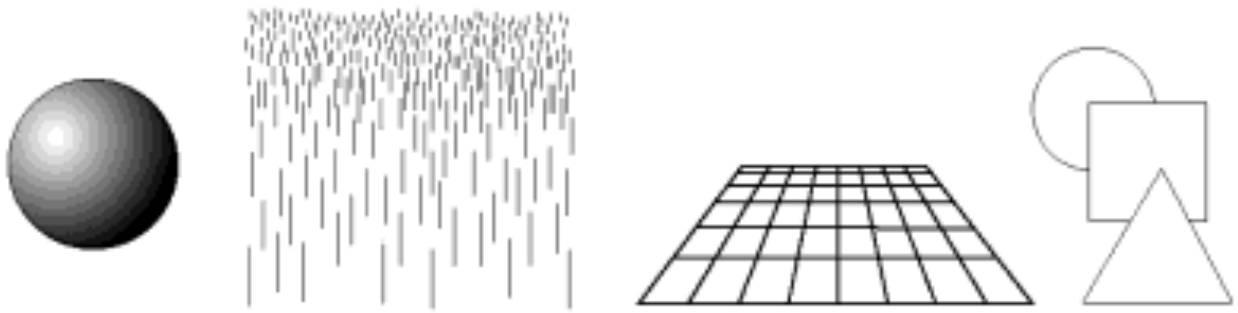

Figures: Steven Pinker, How the Mind Works, 1997

Computer Vision

- "Vision is a process that produces from images of the external world a description that is useful to the viewer and not cluttered with irrelevant information" ~David Marr

- <u>The goal of Computer Vision:</u>
  To develop artificial machine vision systems that make inferences related to the scene being viewed through the images acquired with digital cameras.

Marr's observation: Studying vision at 3 levels

- Vision as an information processing task [David Marr, 1982]

- Three levels of understanding:

1. Computational theory
   - What is computed? Why it is computed?
2. Representation and Algorithm
   - How it is computed?
   - Input, Output, Transformation
3. Physical Realization
   - Hardware

Visual Modules and the Information Flow

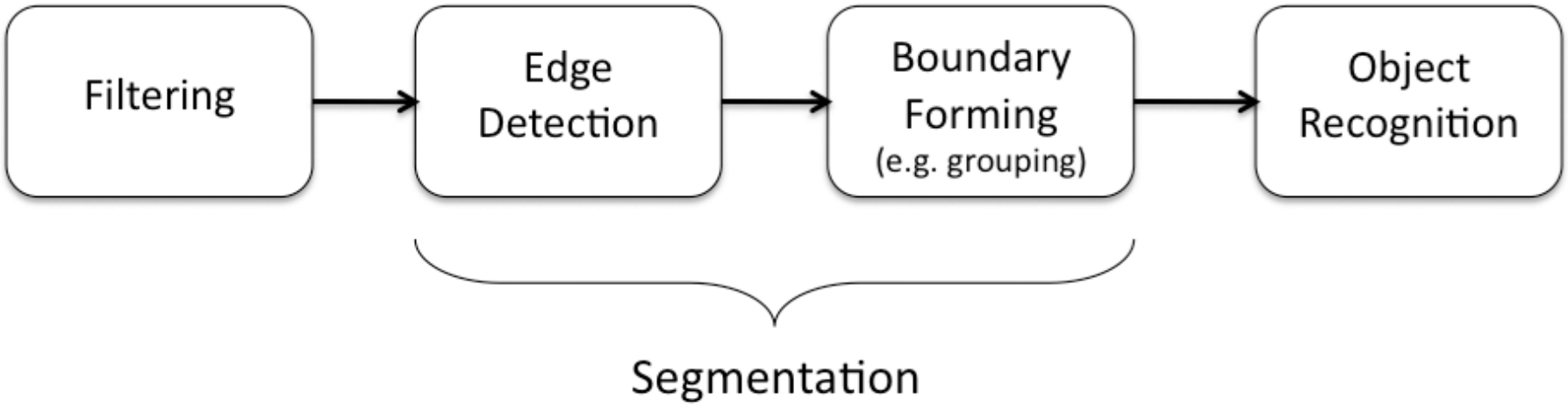

- Visual perception as a data-driven, bottom-up process (traditional view since D. Marr)
- Unidirectional information flow
- Simple low-level cues >> Complex abstract perceptual units

Visual Modules and the Information Flow

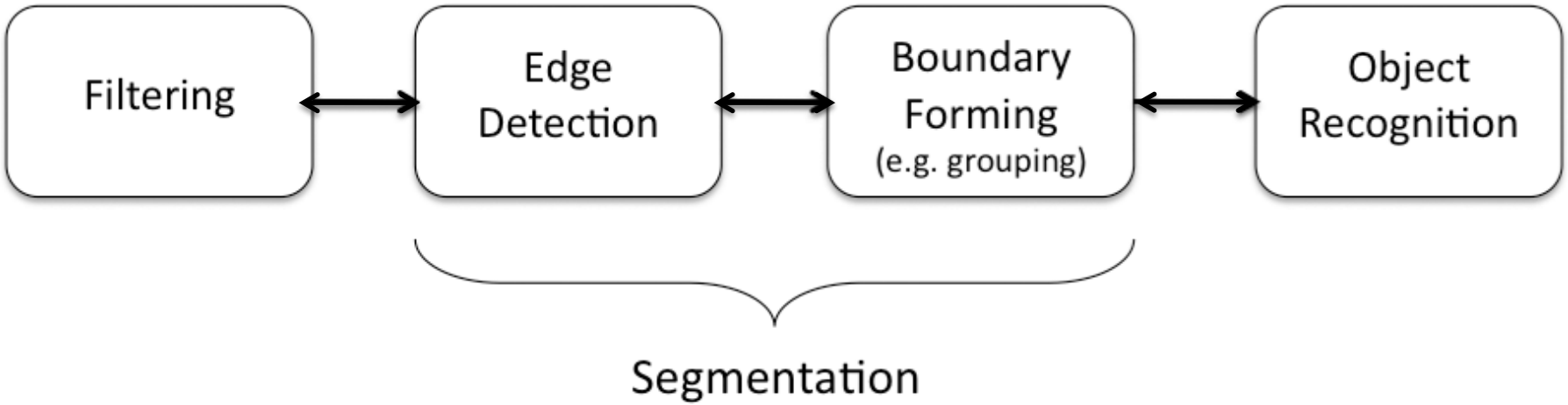

- Vision modules can be categorized into three groups according to their functionality:
  - Low-level vision: filtering out irrelevant image data
  - Mid-level vision: grouping pixels or boundary fragments together
  - High-level vision: complex cognitive processes

Visual Modules and the Information Flow

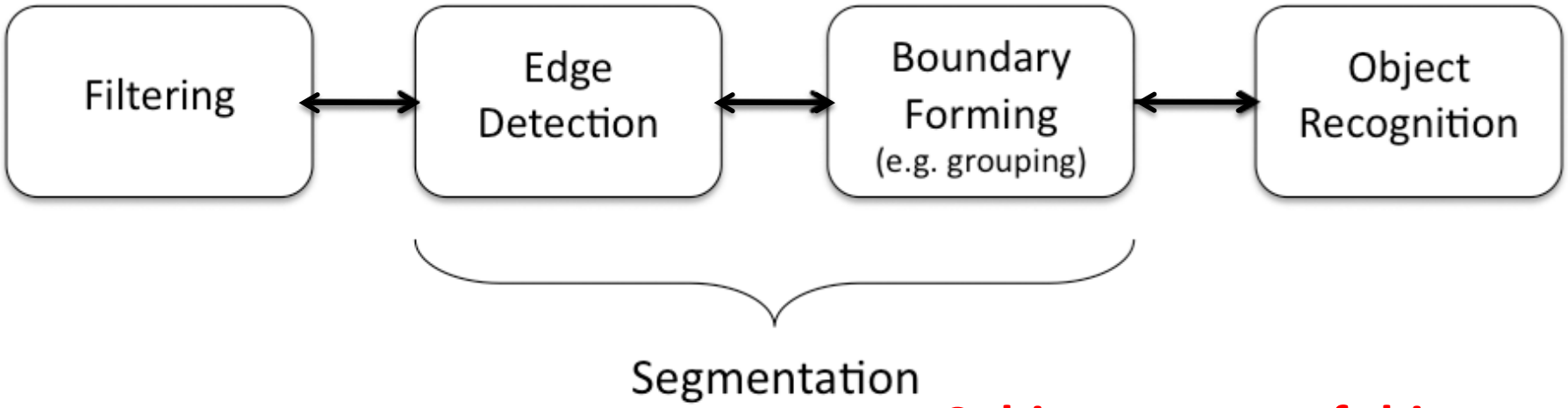

Subject matter of this course

- Vision modules can be categorized into three groups according to their functionality:
  - Low-level vision: filtering out irrelevant image data
  - Mid-level vision: grouping pixels or boundary fragments together
  - High-level vision: complex cognitive processes

Fundamentals of Image Processing

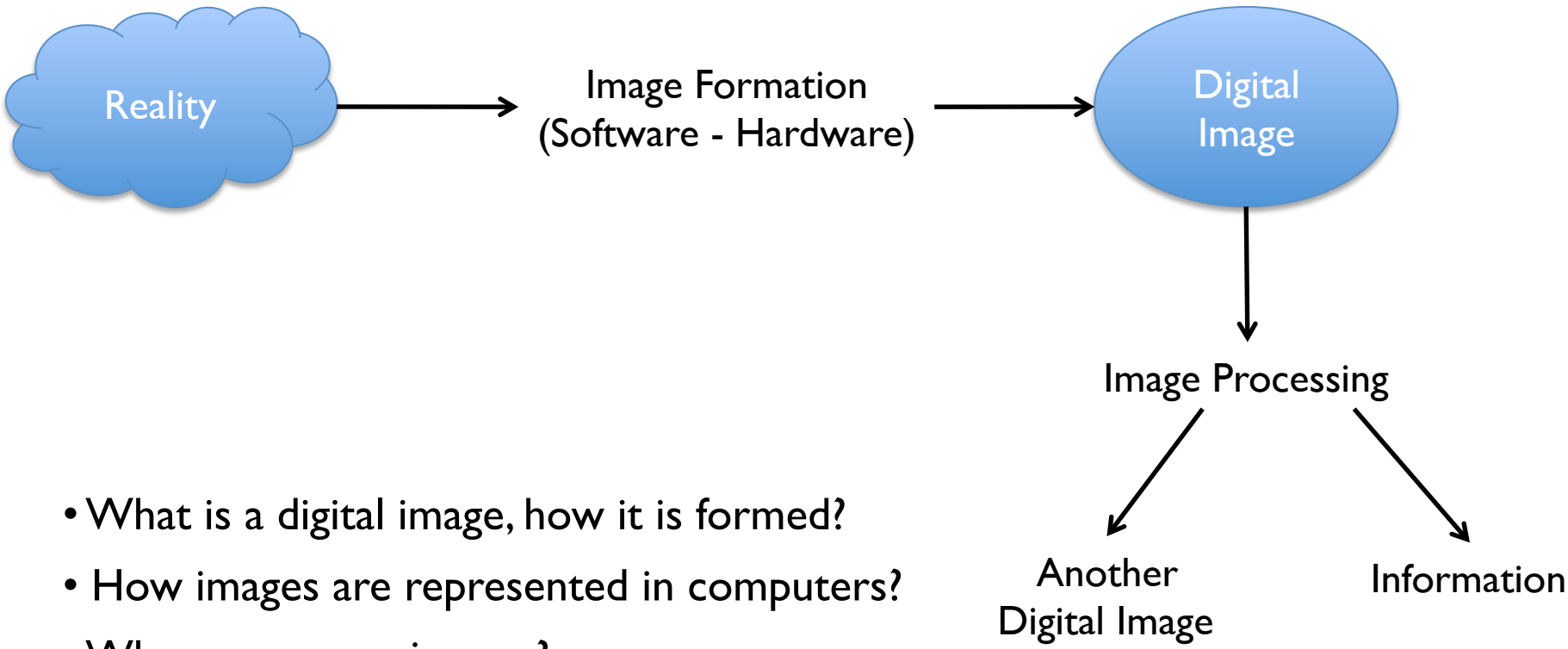

- What is a digital image, how it is formed?
- How images are represented in computers?
- Why we process images?
- How we process images?

Image Formation

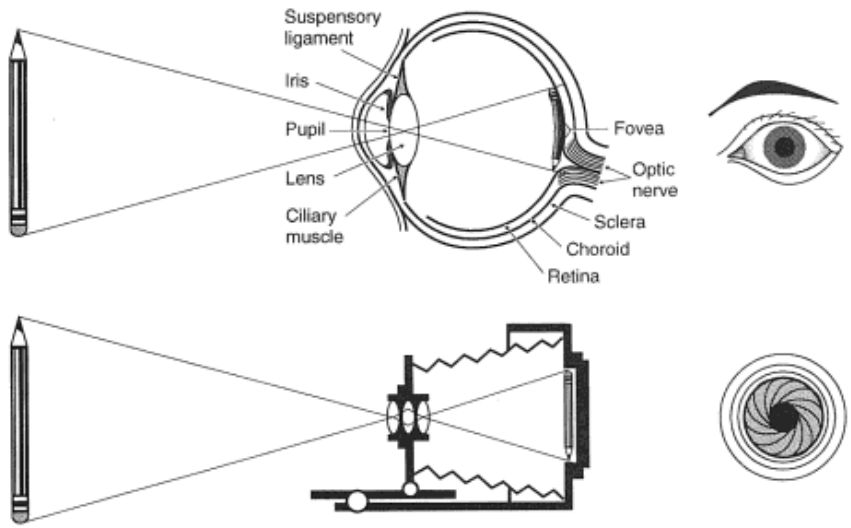

Three Dimensional World → Two Dimensional Image Space

- What is measured in an image location?
  - brightness
  - color

<< viewpoint
illumination conditions
local geometry
local material properties

Figures: Francis Crick, The Astonishing Hypothesis, 1995

Image Formation

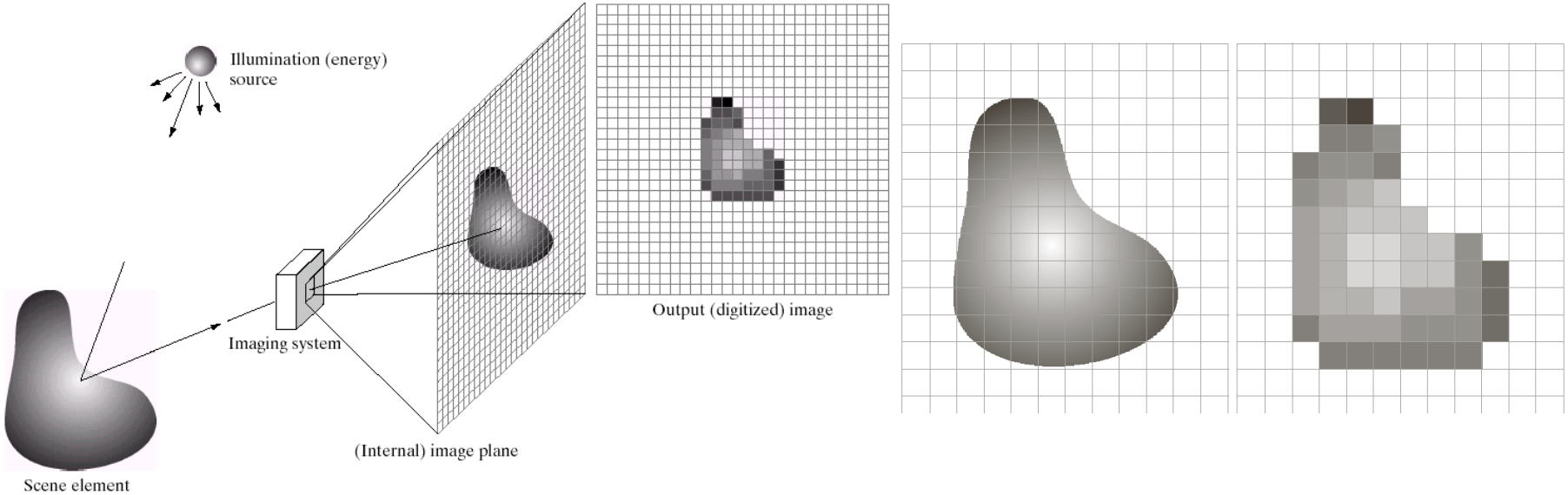

- Discretization
  - in image space - sampling
  - In image brightness - quantization

Figures: Gonzalez and Woods, Digital Image Processing, 3rd Edition, 2008

Image Representation

- **Digital image:** 2D discrete function f
- **Pixel**: Smallest element of an image f(x,y)



Figure: M. J. Black

Image Representation

- **Digital image:** 2D discrete function f
- **Pixel**: Smallest element of an image f(x,y)



0.92	0.93	0.94	0.97	0.62	0.37	0.85	0.97	0.93	0.92	0.99
0.95	0.89	0.82	0.89	0.56	0.31	0.75	0.92	0.81	0.95	0.91
0.89	0.72	0.51	0.55	0.51	0.42	0.57	0.41	0.49	0.91	0.92
0.96	0.95	0.88	0.94	0.56	0.46	0.91	0.87	0.90	0.97	0.95
0.71	0.81	0.81	0.87	0.57	0.37	0.80	0.88	0.89	0.79	0.85
0.49	0.62	0.60	0.58	0.50	0.60	0.58	0.50	0.61	0.45	0.33
0.86	0.84	0.74	0.58	0.51	0.39	0.73	0.92	0.91	0.49	0.74
0.96	0.67	0.54	0.85	0.48	0.37	0.88	0.90	0.94	0.82	0.93
0.69	0.49	0.56	0.66	0.43	0.42	0.77	0.73	0.71	0.90	0.99
0.79	0.73	0.90	0.67	0.33	0.61	0.69	0.79	0.73	0.93	0.97
0.91	0.94	0.89	0.49	0.41	0.78	0.78	0.77	0.89	0.99	0.93

Figure: M. J. Black

Sample Problems and Techniques

- Edge Detection
- Image Denoising
- Image Smoothing
- Image Deblurring
- Image Segmentation
- Image Registration
- Image Inpainting
- Image Retargeting
- Visual Saliency
- Semantic Segmentation

- PDEs
- Variational models
- MRFs
- Graph Theory
- Sparse Coding

Image Filtering

- Filtering out the irrelevant information

$$f(x) = u(x) + n(x)$$

$f(x)$	$u(x)$	$n(x)$
observed image	desired image	irrelevant data

- Image denoising, image sharpening, image smoothing, image deblurring, etc.
- Edge detection

Edge Detection

Canny edge detector

- Edges: abrupt changes in the intensity
  - Uniformity of intensity or color
- Edges to object boundaries

Image Filtering

- **<u>Difficulty:</u>** Some of the irrelevant image information have characteristics similar to those of important image features

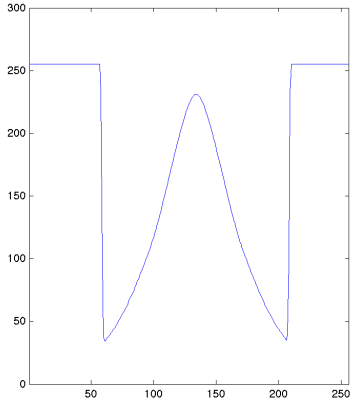



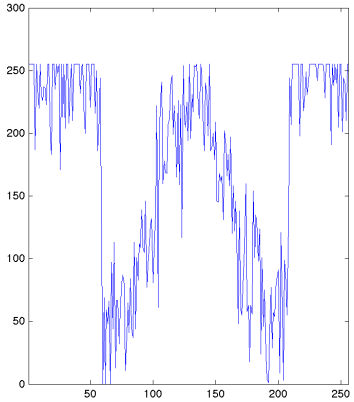

Image Smoothing - A Little Bit of History

- Gaussian Filtering / linear diffusion

$$\frac{\partial u}{\partial t} = \nabla \cdot (\nabla u) = \nabla^2 u$$

  – the most widely used method

- mid 80's – unified formulations
  – methods that combine smoothing and edge detection
  – Geman & Geman'84, Blake & Zisserman'87, Mumford & Shah'89, Perona & Malik'90

Image Denoising

- Images are corrupted with 70% salt-and-pepper noise



Noisy input | Recovered image | Original image

What do these examples demonstrate?

R. H. Chan, C.-W. Ho, and M. Nikolova, Salt-and-Pepper Noise Removal by Median-Type Noise Detectors and Detail-Preserving Regularization. IEEE TIP 2005

Non-local Means Denoising





Figure 1. Scheme of NL-means strategy. Similar pixel neighborhoods give a large weight, w(p,q1) and w(p,q2), while much different neighborhoods give a small weight w(p,q3).

Preserve fine image details and texture during denoising

A. Buades, B. Coll, J. M. Morel, A non-local algorithm for image denoising, CVPR, 2005

Context-Guided Filtering

- Use local image context to steer filtering





Preserve main image structures during filtering

E. Erdem and S. Tari, Mumford-Shah Regularizer with Contextual Feedback, JMIV, 2009

Image Smoothing

L. Xu, C. Lu, Y. Xu, J. Jia, Image Smoothing via L0 Gradient Minimization, TOG 2011

Image Smoothing

L. Karacan, E. Erdem, A. Erdem, TOG 2013

Image Deblurring

- Remove blur and restore a sharp image

from a given blurred image

find its latent sharp image

Slide credit: Lee and Cho

Image Deblurring

- Remove blur and restore a sharp image

Input blurred image

Levin et al. CVPR 2010

Slide credit: Lee and Cho

Image Segmentation

- Partition an image into meaningful regions that are likely to correspond to objects exist in the image

Grouping of pixels

according to what criteria?

high-level object specific knowledge matters!

Figures: A. Erdem

Image Segmentation

- Boundary-based segmentation
- Region-based segmentation
- Unified formulations

Snakes

- Curve Evolution - parametric curve formulation

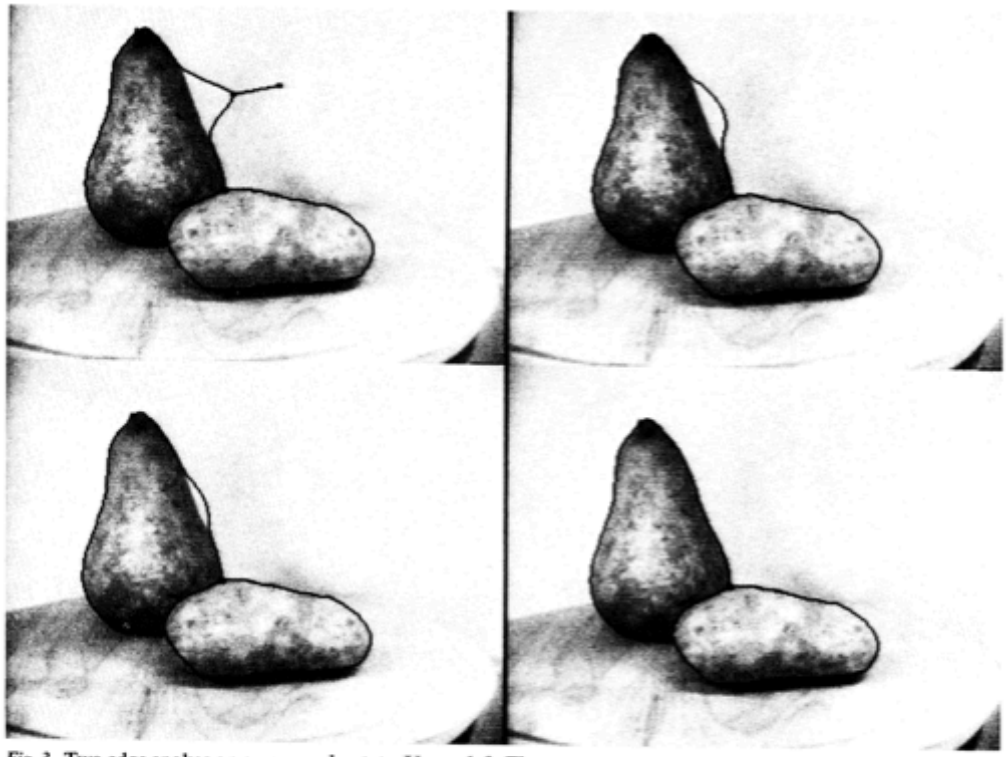

Fig. 3. Two edge snakes on a pear and potato. Upper-left: The user has pulled one of the snakes away from the edge of the pear. Others: After the user lets go, the snake snaps back to the edge of the pear.

M. Kass, A. Witkin, and D. Terzopoulos, Snakes: Active Contour Models, IJCV, 1988

Snakes

- Curve Evolution - parametric curve formulation

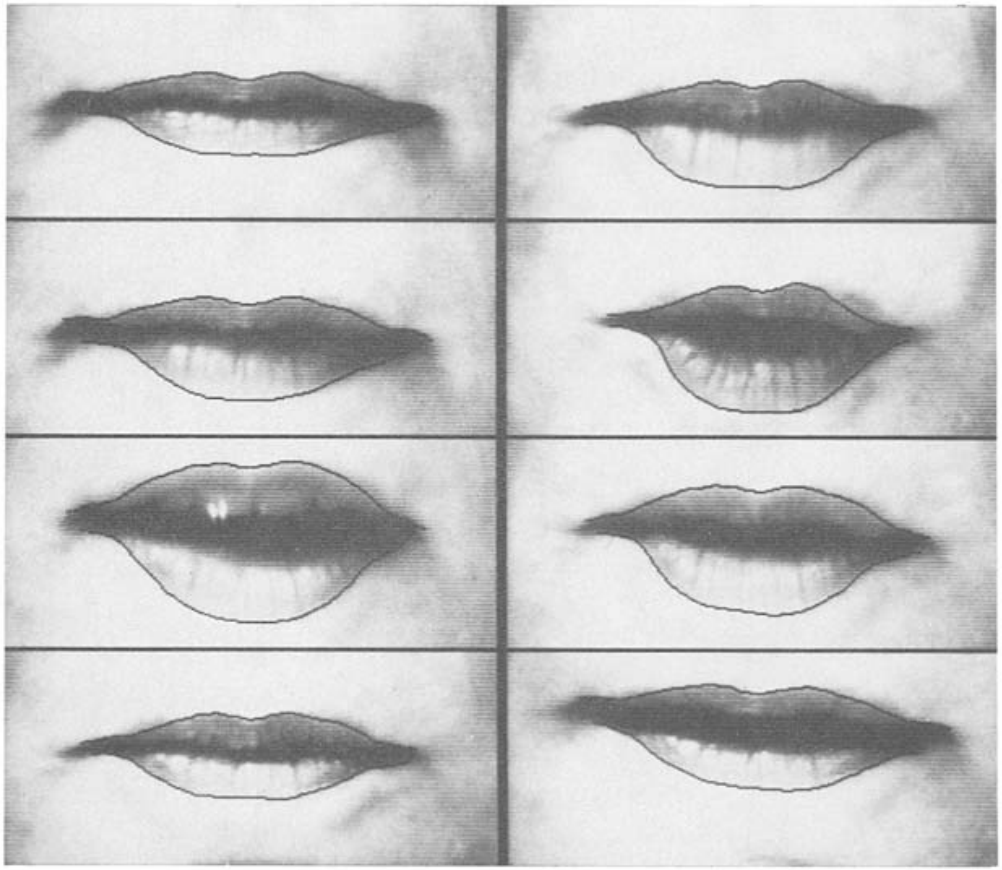

Non-rigid, deformable objects can change their shape over time, e.g. lips, hands…

M. Kass, A. Witkin, and D. Terzopoulos, Snakes: Active Contour Models, IJCV, 1988

Active Contours Without Edges

- Curve Evolution – a level-set based curve formulation



T. Chan and L. Vese. Active Contours Without Edges, IEEE Trans. Image Processing, 2001

Normalized Cuts

- A graph-theoretic formulation for segmentation



J. Shi and J. Malik, Normalized Cuts and Image Segmentation, IEEE Trans. Pattern Anal. Mach. Intel.

Normalized Cuts

Slide credit: S. Lazebnik

From contours to regions

- <u>State-of-the-art:</u> gPb-owt-ucm segmentation algorithm

P. Arbelaez, M. Maire, C. Fowlkes and J. Malik, Contour Detection and Hierarchical Image Segmentation, IEEE Trans Pattern Anal. Mach. Intell. 33(5):898-916, 2011

From contours to regions

- <u>State-of-the-art:</u> gPb-owt-ucm segmentation algorithm

P. Arbelaez, M. Maire, C. Fowlkes and J. Malik, Contour Detection and Hierarchical Image Segmentation, IEEE Trans Pattern Anal. Mach. Intell. 33(5):898-916, 2011

Prior-Shape Guided Segmentation

- Incorporate prior shape information into the segmentation process

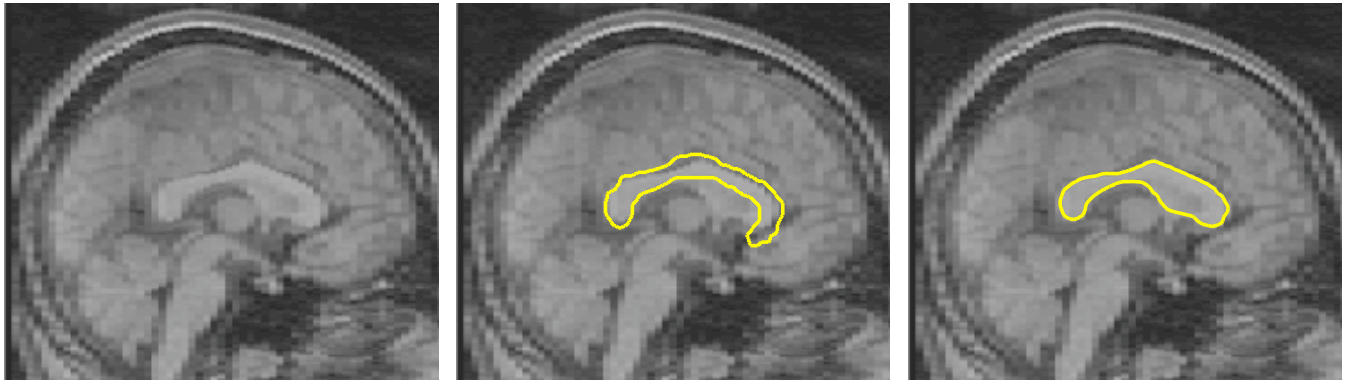

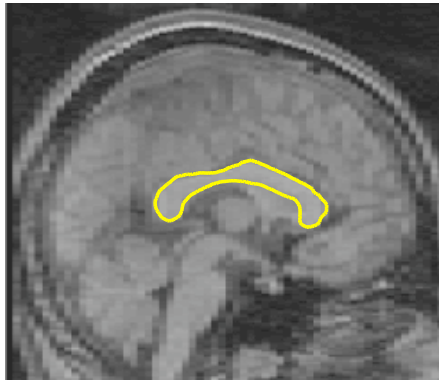

Our result

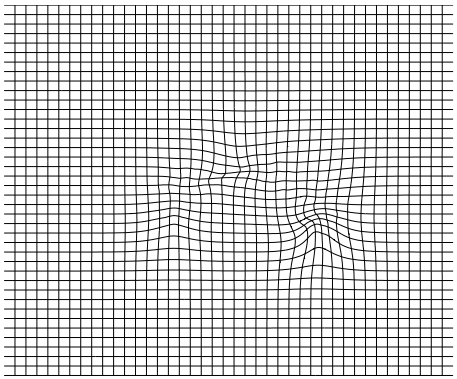

Deformation map

E. Erdem, S. Tari, and L. Vese, Segmentation Using The Edge Strength Function as a Shape Prior within a Local Deformation Model, ICIP 2009

Semantic Segmentation

- The problem of joint recognition and segmentation

Carreira et al., Semantic Segmentation with Second-Order Pooling , ECCV, 2012

Visual Saliency

- The problem of prediction where people look at images

Erdem and Erdem, JoV, in press

Image Retargetting

- automatically resize an image to arbitrary aspect ratios while preserving <u>important image features</u>

How we define the importance?



S. Avidan and A. Shamir, Seam Carving for Content-Aware Image Resizing, SIGGRAPH, 2007

Image retargeting by Seam Carving with different importance maps

Sparse Coding

- The problem of finding a small number of representative atoms from a dictionary which when combined with right weights represent a given signal.

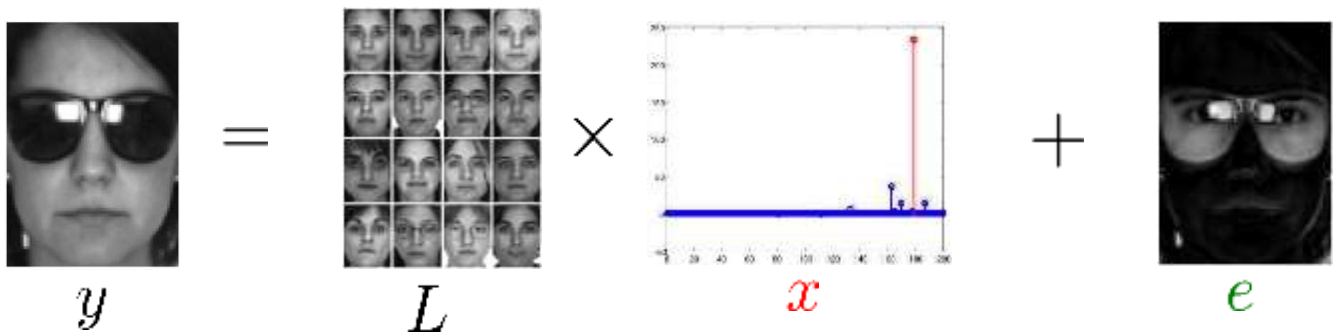

$$y = Lx + e$$

Credit: Yi Ma

Low-Rank Matrix Approximations

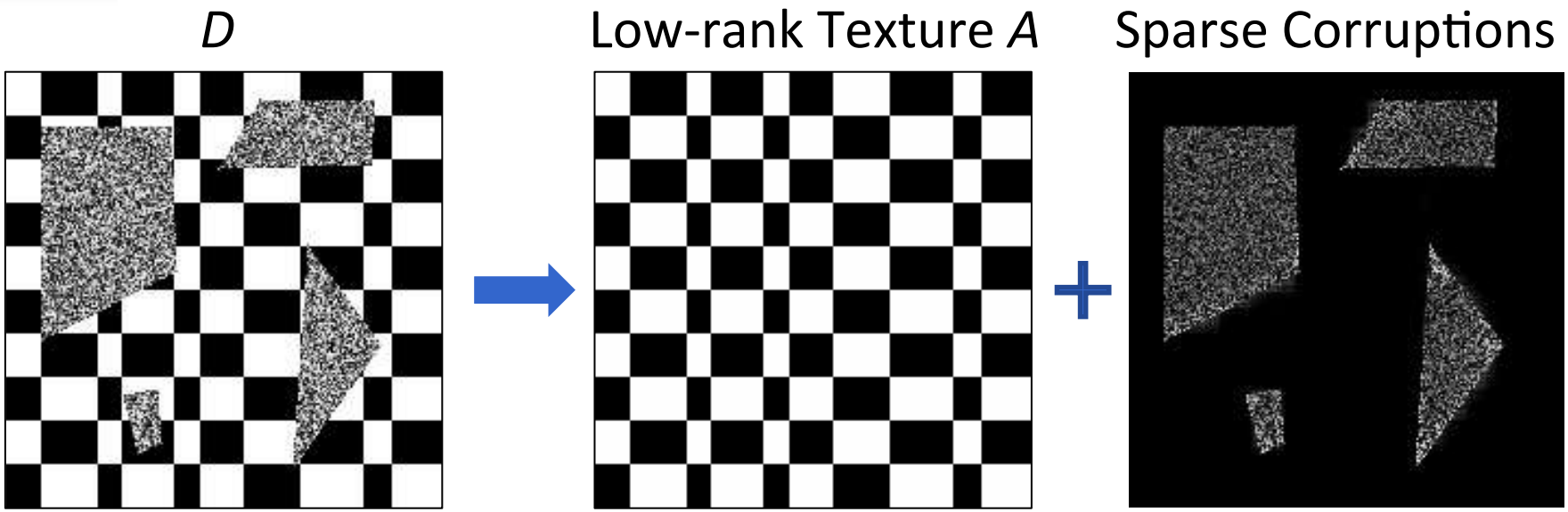



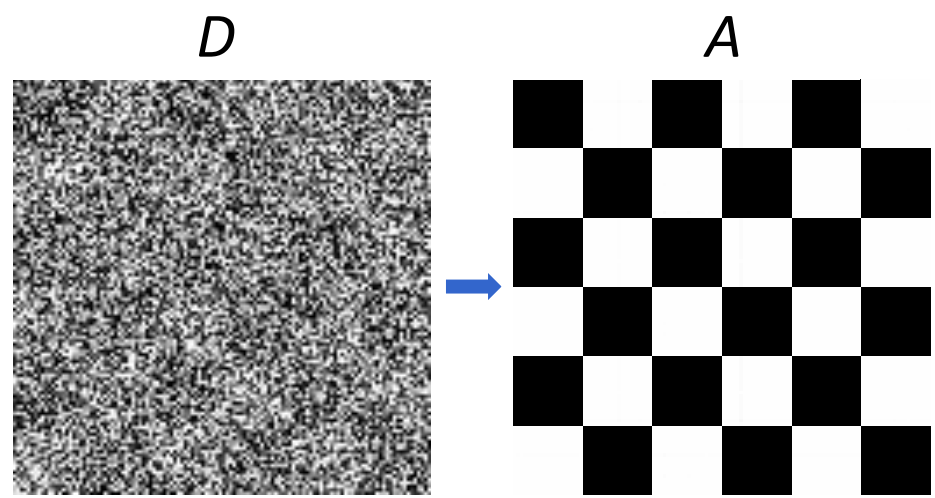

Credit: Yi Ma

Registration

- Estimate a transformation function between
  - two images
  - two point sets
  - two shapes
  - …

Registration



Fig. 5. Experiments on deformation. Each column represent one example. From left to right, increasing degree of deformation. *Top row*: warped template. *Second row*: template and target (same as the warped template). *Third row*: ICP results. *Bottom row*: RPM results.

H. Chui and A. Rangarajan, A new point matching algorithm for non-rigid registration, CVIU, 2003

Image Registration



Fig. 2. An example of a geodesic between images (original images taken from the Olivetti face database). The three intermediate images are generated by the optimization algorithm.

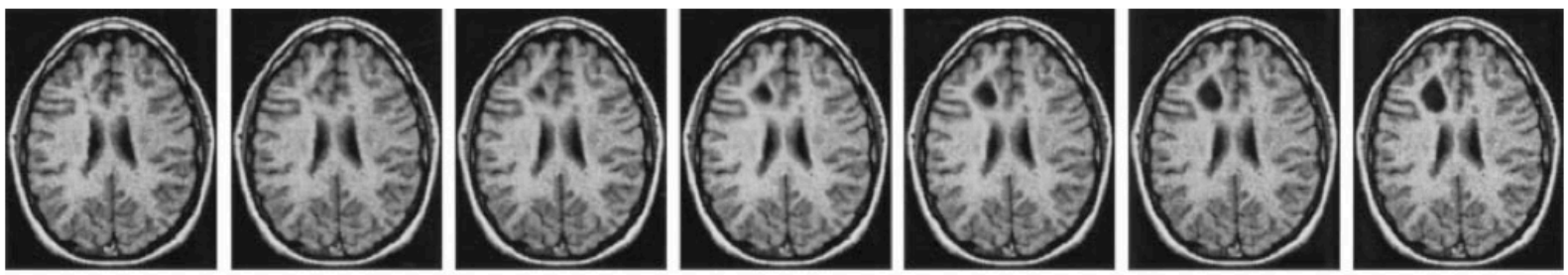

A tumor progressively appearing on a brain

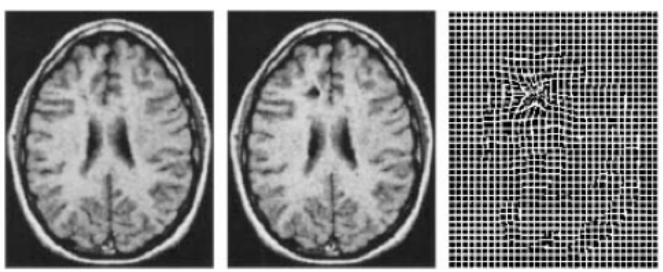

Tumor: Reference image, registered target and deformation

(top) Alain Trouve and Laurent Younes, Metamorphoses Through Lie Group Action, Found. Comput. Math., 2005
(bottom) M. I. Miller and L. Younes, Group Actions, Homeomorphisms, and Matching: A General Framework, IJCV, 2001

Image Inpainting

- Reconstructing lost or deteriorated parts of images

What do these examples demonstrate?

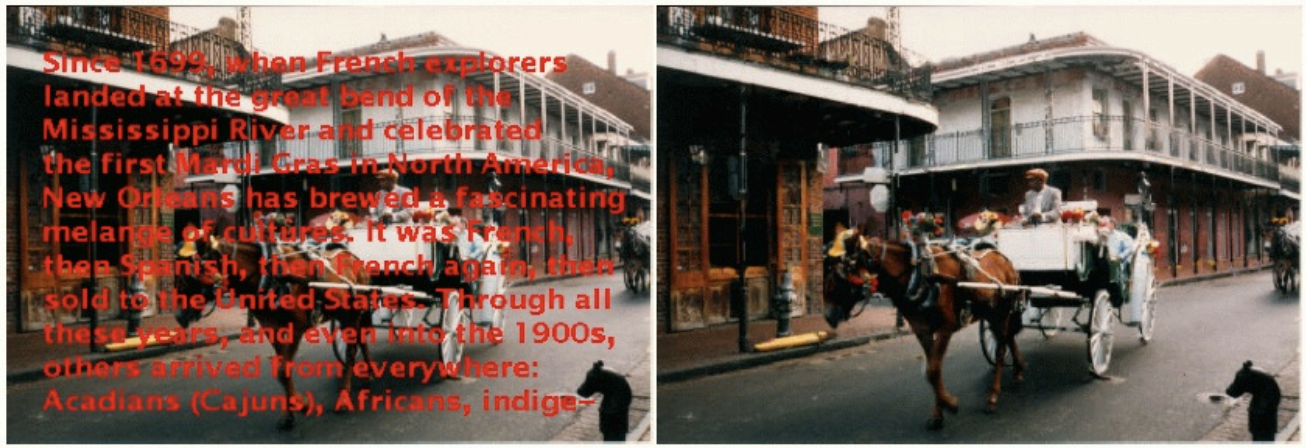

M. Bertalmio, G. Sapiro, V. Caselles and C. Ballester, Image Inpainting, SIGGRAPH, 2000