Structure Preserving Image Smoothing

Erkut Erdem

Today

- What is an image? What is image smoothing?
- A Little Bit of History
- Why is image smoothing interesting? A Personal Answer
- What I've done
  - Context-guided image filtering (joint work with Sibel Tari)
  - Structure Preserving Image Smoothing via Region Covariances (joint work with Levent Karacan, Aykut Erdem)
- Where we're going

A little bit of history

- Gaussian Filtering / linear diffusion - the most widely used method

- mid 80's – unified formulations – a breakthrough!
  - methods that combine smoothing and edge detection (Geman & Geman'84, Mumford & Shah'89, Perona & Malik'90)

A little bit of (personal) history

Standard unified formulations (nonlinear filters) fail to capture some details, e.g. due to texture!

- mid 80's – unified formulations – a breakthrough!
  - methods that combine smoothing and edge detection (Geman & Geman'84, Mumford & Shah'89, Perona & Malik'90)

Some seminal works

Bilateral Filter
Tomasi and Manduchi 1998
Durand and Dorsey 2002



WLS Filter
Farbman et al. 2008

Envelope Extraction
Subr et al. 2009



Total Variation
Rudin et al. 1992



Fast Cartoon + Texture
Buades et al. 2010

Relative Total Variation
Xu et al. 2012

L0 Smoothing
Xu et al. 2011

Context-guided Filtering
Erdem and Tari 2009

RegCov Smoothing
Karacan et al. 2013

Some seminal works

Bilateral Filter
Tomasi and Manduchi 1998
Durand and Dorsey 2002

WLS Filter
Farbman et al. 2008

Envelope Extraction
Subr et al. 2009



Total Variation
Rudin et al. 1992

Fast Cartoon + Texture
Buades et al. 2010

Relative Total Variation
Xu et al. 2012



L0 Smoothing
Xu et al. 2011

Context-guided Filtering
Erdem and Tari 2009



RegCov Smoothing
Karacan et al. 2013

Context-guided filtering

- Contextual knowledge extracted from local image regions guides the regularization process.
  - E. Erdem, A. Sancar-Yilmaz, and S. Tari, “Mumford-Shah Regularizer with Spatial Coherence”, In SSVM 2007
  - E. Erdem and S. Tari, “Mumford-Shah Regularizer with Contextual Feedback”, JMIV 2009

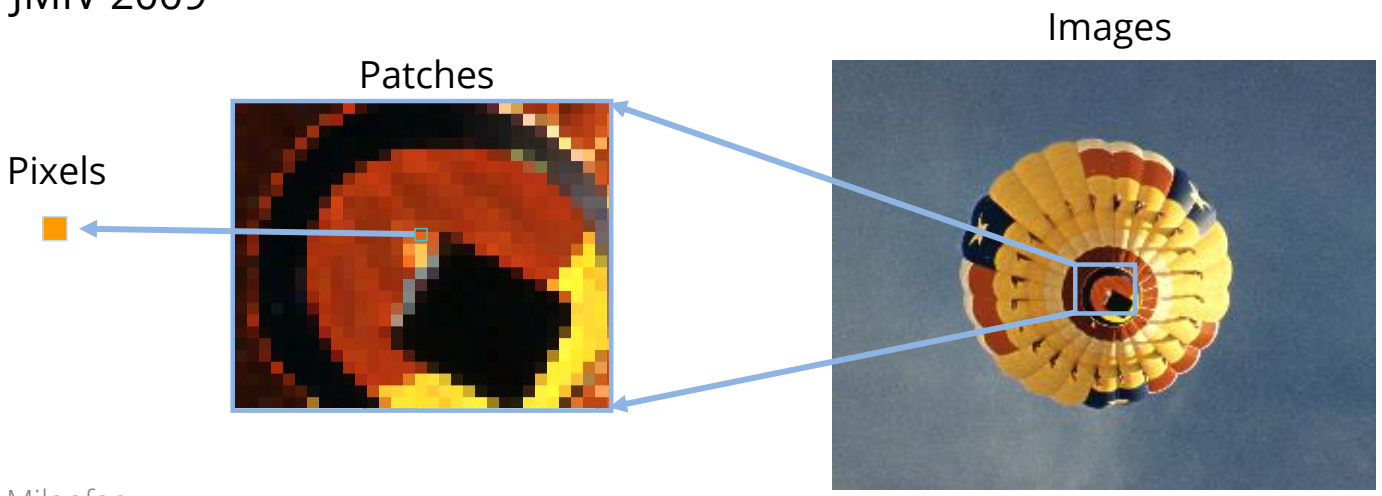

Image Credit: P. Milanfar

Structure-Texture Decomposition

- Decomposing an image into structure and texture components

Input Image

Structure-Texture Decomposition

- Decomposing an image into structure and texture components

Structure Component

Structure-Texture Decomposition

- Decomposing an image into structure and texture components

Texture Component

Structure-Texture Decomposition

- Decomposing an image into structure and texture components

Structure

Input Image

Texture

Region Covariances as Region Descriptors

Tuzel et al., ECCV 2006

$F(x,y)=\phi(I,x,y)$

$$F(x,y) = \left[I(x,y) \quad \left|\frac{\partial I}{\partial x}\right| \quad \left|\frac{\partial I}{\partial y}\right| \quad \left|\frac{\partial^2 I}{\partial x^2}\right| \quad \left|\frac{\partial^2 I}{\partial y^2}\right| \quad x \quad y \right]^T$$

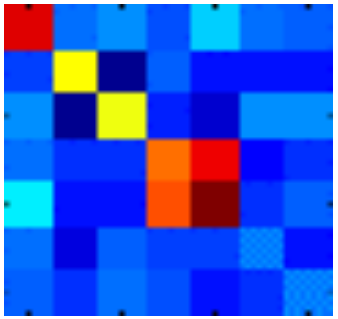

$$\mathbf{C}_R = \frac{1}{n-1}\sum_{i=0}^{n}(\mathbf{z}_k - \mu)(\mathbf{z}_k - \mu)^T$$

Motivation

- Region covariances capture local structure and texture information.
- Similar regions have similar statistics.



RegCov Smoothing - Formulation

$$I = S + T$$

$$S(\mathbf{p}) = \frac{1}{Z_{\mathbf{p}}} \sum_{\mathbf{q} \in N(\mathbf{p}, r)} w_{\mathbf{pq}} I(\mathbf{q})$$



- Structure-texture decomposition via smoothing
- Smoothing as weighted averaging
- Different kernels (w_{pq}) result in different types of filters.
- Three novel patch-based kernels for structure texture decomposition.

- L. Karacan, A. Erdem, E. Erdem, “Structure Preserving Image Smoothing via Region Covariances”, ACM TOG 2013 (SIGGRAPH Asia 2013)

Model 1

- Depends on sigma-points representation of covariance matrices (Hong et al.,CVPR'09)

$\mathbf{C} = \mathbf{L}\mathbf{L}^T$ *Cholesky Decomposition* $\mathcal{S} = \{\mathbf{s}_i\}$ *Sigma Points*

$$\mathbf{s}_i = \begin{cases} \alpha\sqrt{d}\mathbf{L}_i & \text{if } 1 \leq i \leq d \\ -\alpha\sqrt{d}\mathbf{L}_i & \text{if } d+1 \leq i \leq 2d \end{cases}$$



Final representation

$$\Psi(\mathbf{C}) = (\mu, \mathbf{s}_1, \ldots, \mathbf{s}_d, \mathbf{s}_{d+1}, \ldots, \mathbf{s}_{2d})^T$$

Resulting kernel function

$$w_{\mathbf{pq}} \propto \exp\left(-\frac{\|\Psi(\mathbf{C_p}) - \Psi(\mathbf{C_q})\|^2}{2\sigma^2}\right)$$

Model 2

- An alternative way is to use statistical similarity measures.
- A Mahalanobis-like distance measure to compare to image patches.

$$d(\mathbf{p}, \mathbf{q}) = \sqrt{(\mu_{\mathbf{p}} - \mu_{\mathbf{q}})\mathbf{C}^{-1}(\mu_{\mathbf{p}} - \mu_{\mathbf{q}})^T}$$

$$\mathbf{C} = \mathbf{C}_{\mathbf{p}} + \mathbf{C}_{\mathbf{q}}$$



Resulting kernel $w_{\mathbf{pq}} \propto \exp\left(-\frac{d(\mathbf{p}, \mathbf{q})^2}{2\sigma^2}\right)$

Model 3

resulted from a discussion with Rahul Narain (Berkeley University)

- We use Kullback-Leibler(KL)-Divergence measure from probability theory.
- A KL-Divergence form is used to calculate statistical distance between two multivariate normal distribution



$$d_{KL}(\mathbf{p},\mathbf{q}) = \frac{1}{2}\left(tr(\mathbf{C_q}^{-1}\mathbf{C_p}) + (\mu_p - \mu_q)^T \mathbf{C_q}^{-1}(\mu_p - \mu_q) - k - ln\left(\frac{\det \mathbf{C_p}}{\det \mathbf{C_q}}\right)\right)$$

Resulting kernel

$$w_{pq} \propto \frac{d_{KL}(\mathbf{p},\mathbf{q})}{2\sigma^2}$$

Smoothing Kernels



Input


Model1
Model2
Model3

Input

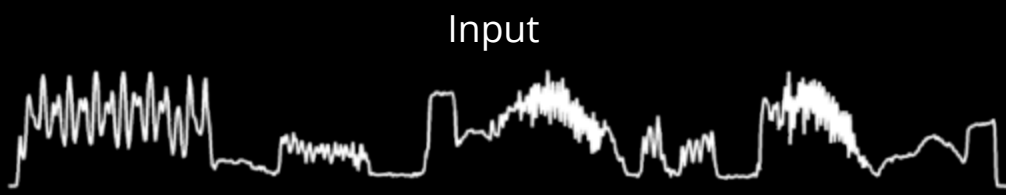

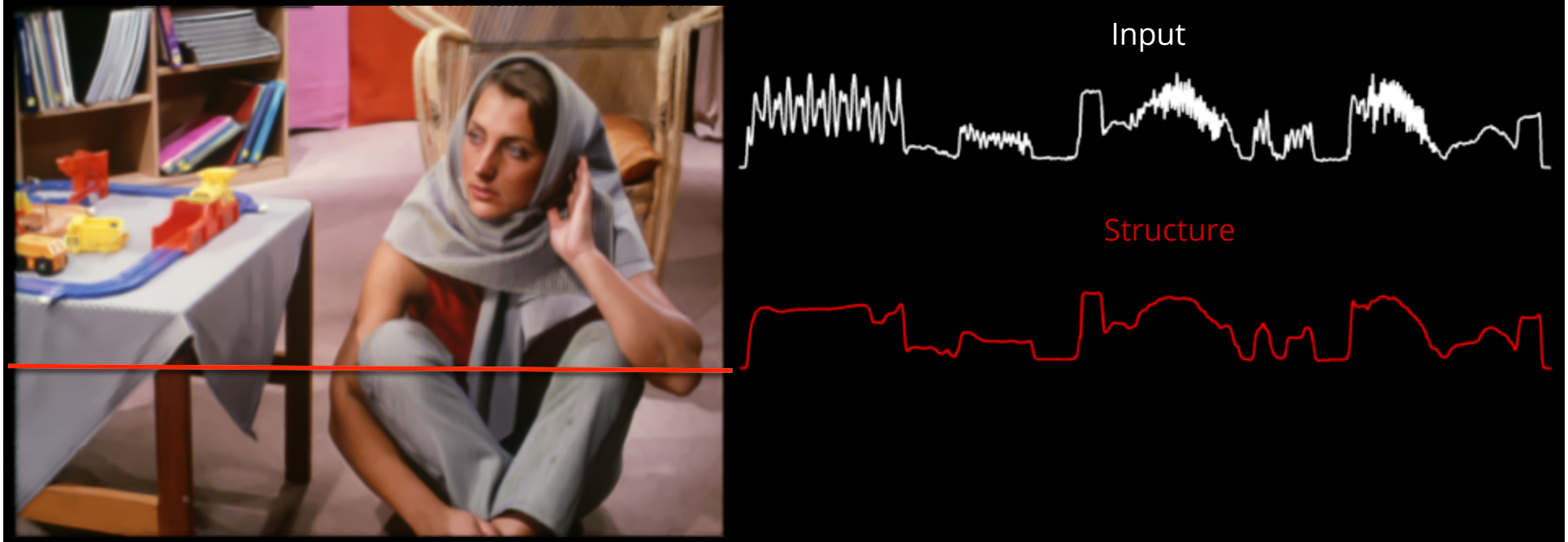

Model2 Structure

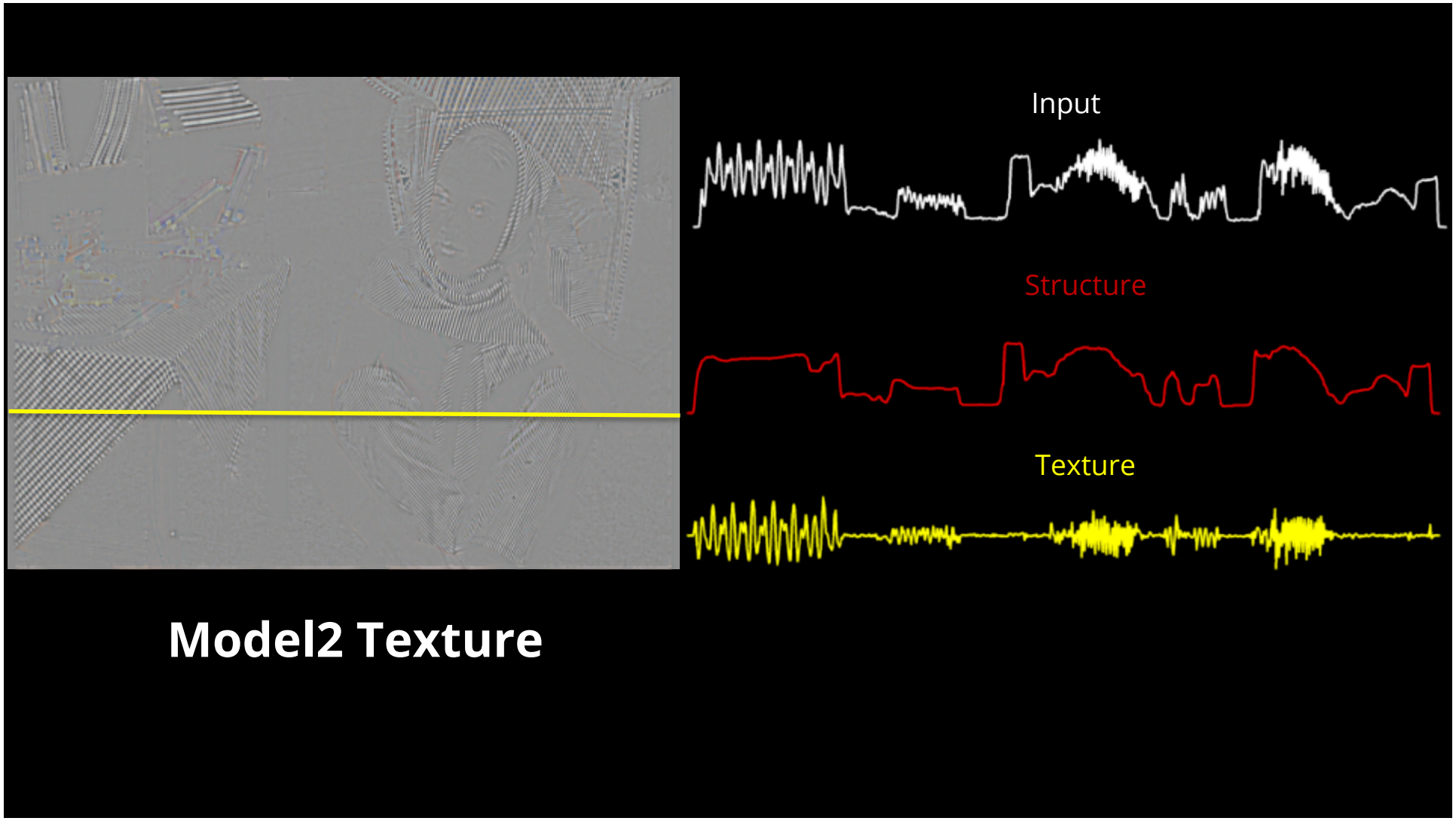
Input
Structure
Texture
Model2 Texture


Input
Model2
Model3

Input

TV

Rudin et al.
1992


BLF
1998

WLS

Farbman et al.
2008

Envelope Extraction
Subr et al.
2009

Buades et al.
2010

L0

Xu et al.
2011

RTV

Xu et al.
2012

Model 1

Model 2

Model 3

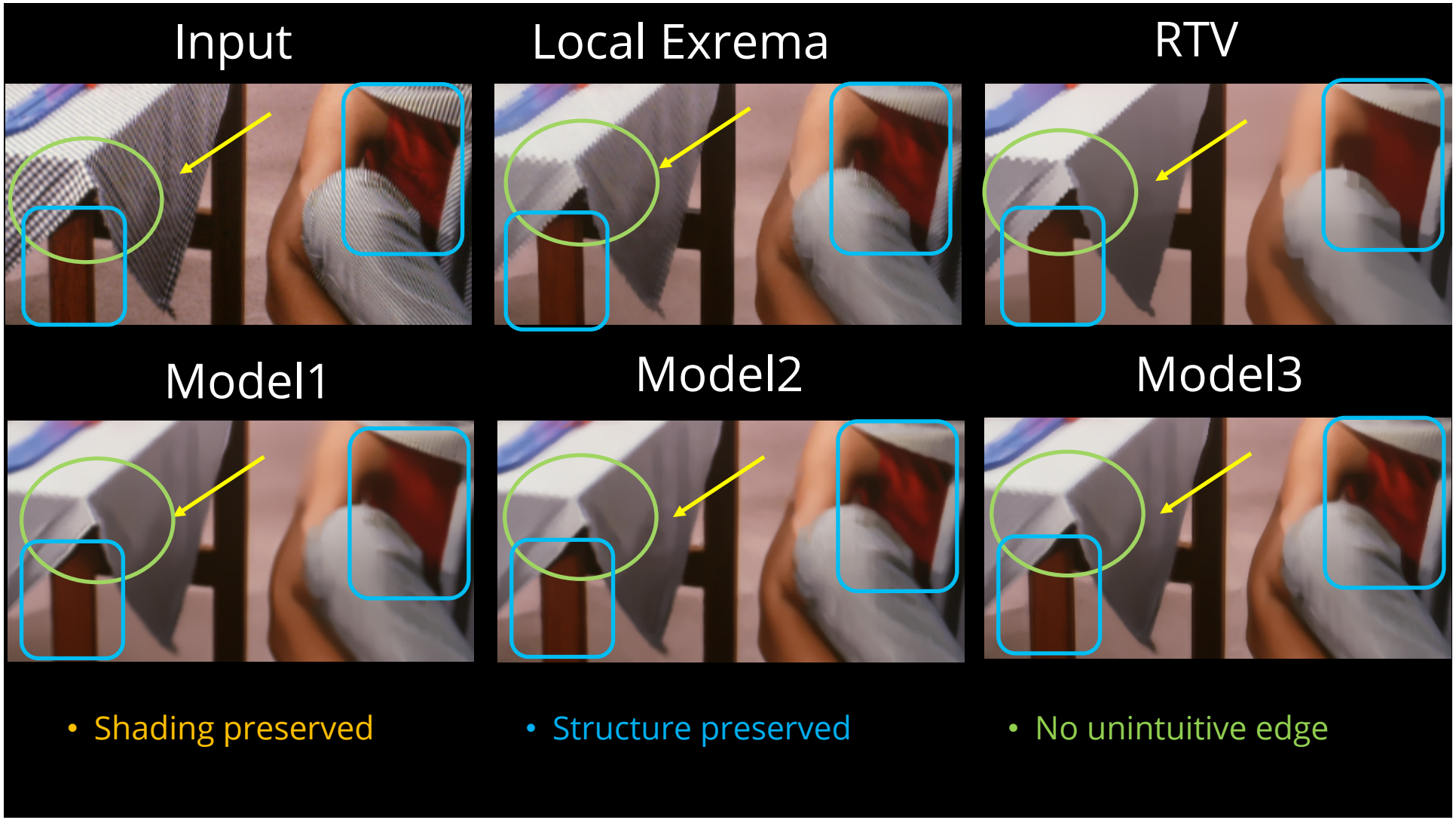
Input
Local Exrema
RTV
Model1
Model2
Model3
• Shading preserved
• Structure preserved
• No unintuitive edge


Input
WLS
Local Extrema
RTV
Model2
Preserves shade and structure

Input

WLS

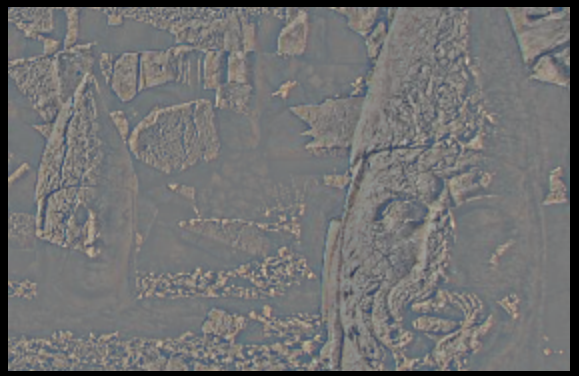

Local Extrema



RTV



Model2

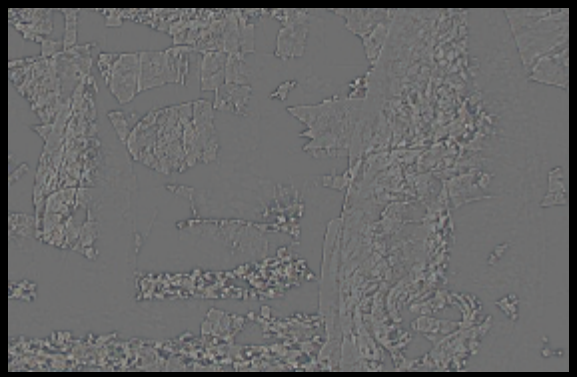

Multiscale decomposition



$S_1(k = 5)$



$S_2(k = 7)$

$S_3(k = 9)$

Model2+Model1

Model2+Model1

Model2+Model1

Input

Model2

Model2+Model1

Model2+Model1

Input

Model2 Texture

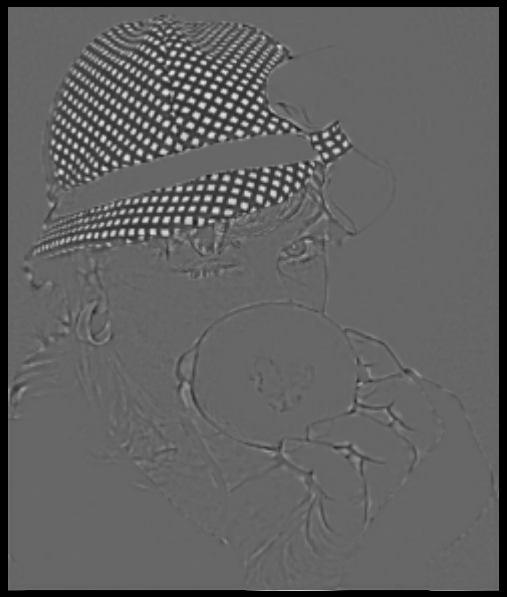

Model2+Model1

Edge Detection


CF 1442 RB


CF 1442 RB

Canny edges of original image



Canny edges of smoothed image



Image Abstraction

Detail Boosting

Image Composition

Inverse Halftoning

Sharpened

Sobel filter
on the smooth image

Model2

Model2+Shock Filter

Kopf and Lischinski 2012

Image Retargeting

Input

Smoothed

Extracted Seams

Avidan and Shamir 2007

Retargeting Results

Avidan and Shamir 2007

Where we are going

- Linear filtering
- Nonlinear filtering (unified formulations)
- Pixels to Patches (context is more important than content)

- New patch representations may reveal new smoothing behaviors
- Better the smoothing, better the applications!

- Clearly, we have a long way to go to solve the problem of image smoothing!