

BBM 202 - ALGORITHMS



HACETTEPE UNIVERSITY

DEPT. OF COMPUTER ENGINEERING

SUBSTRING SEARCH

Acknowledgement: The course slides are adapted from the slides prepared by R. Sedgwick and K. Wayne of Princeton University.

TODAY

- ▶ **Substring search**
- ▶ **Brute force**
- ▶ **Knuth-Morris-Pratt**
- ▶ **Boyer-Moore**
- ▶ **Rabin-Karp**

Substring search

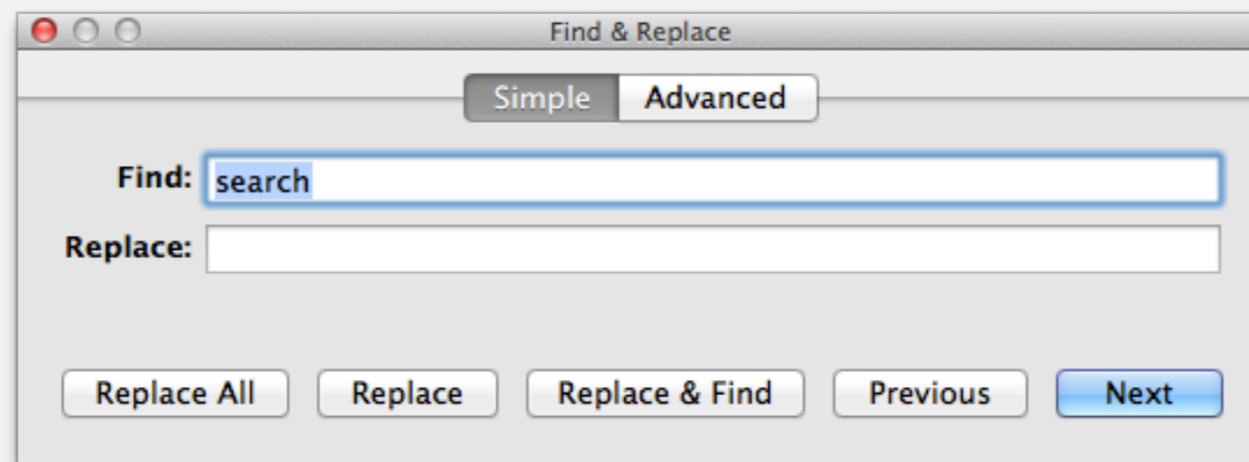
Goal. Find pattern of length M in a text of length N .

typically $N \gg M$

pattern → N E E D L E

text → I N A H A Y S T A C K N E E D L E I N A

match



Substring search applications

Goal. Find pattern of length M in a text of length N .

typically $N \gg M$

pattern → N E E D L E

text → I N A H A Y S T A C K N E E D L E I N A

match

Computer forensics. Search memory or disk for signatures, e.g., all URLs or RSA keys that the user has entered.



<http://citp.princeton.edu/memory>

Substring search applications

Goal. Find pattern of length M in a text of length N .

typically $N \gg M$

pattern → N E E D L E

text → I N A H A Y S T A C K N E E D L E I N A

match

Identify patterns indicative of spam.

- PROFITS
- LOSE WEIGHT
- There is no catch.
- This is a one-time mailing.
- This message is sent in compliance with spam regulations.



Substring search applications

Electronic surveillance.



Need to monitor all
internet traffic.
(security)

No way!
(privacy)



Well, we're mainly
interested in
"ATTACK AT DAWN"



OK. Build a
machine that just
looks for that.



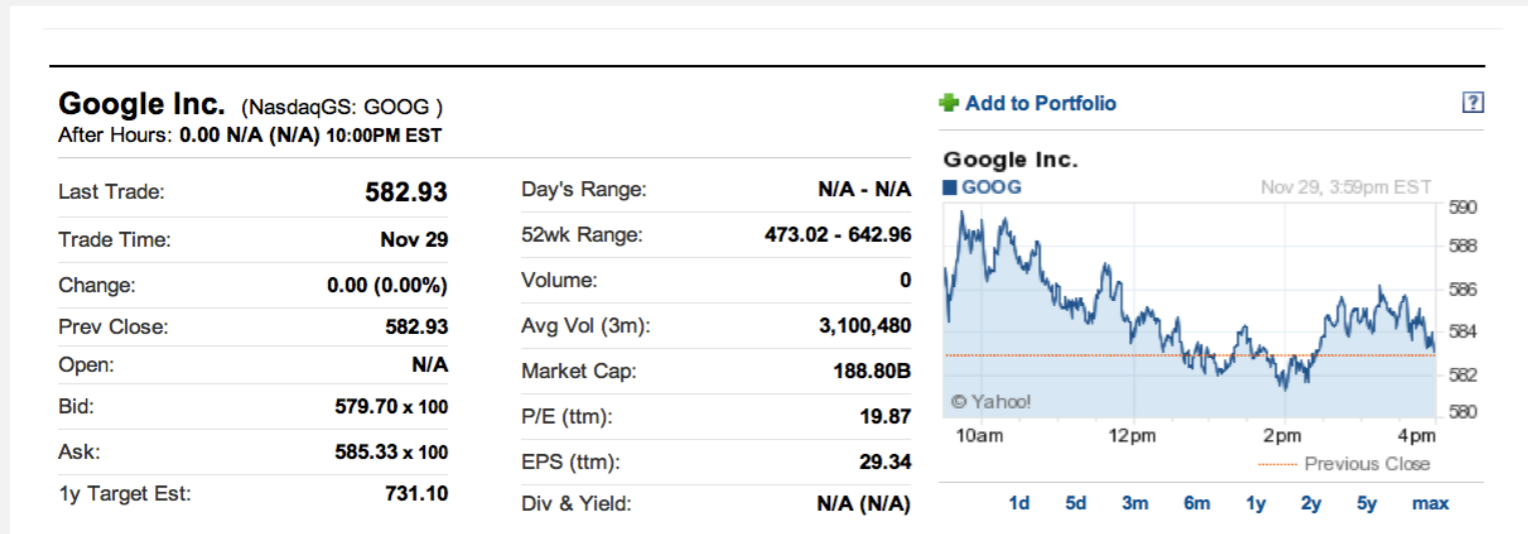
"ATTACK AT DAWN"
substring search
machine
found



Substring search applications

Screen scraping. Extract relevant data from web page.

Ex. Find string delimited by `` and `` after first occurrence of pattern `Last Trade:`.



<http://finance.yahoo.com/q?s=goog>

```
...
<tr>
<td class= "yfnc_tablehead1"
width= "48%">
Last Trade:
</td>
<td class= "yfnc_tabledata1">
<big><b>452.92</b></big>
</td></tr>
<td class= "yfnc_tablehead1"
width= "48%">
Trade Time:
</td>
<td class= "yfnc_tabledata1">
...
```

Screen scraping: Java implementation

Java library. The `indexOf()` method in Java's string library returns the index of the first occurrence of a given string, starting at a given offset.

```
public class StockQuote
{
    public static void main(String[] args)
    {
        String name = "http://finance.yahoo.com/q?s=";
        In in = new In(name + args[0]);
        String text = in.readAll();
        int start    = text.indexOf("Last Trade:", 0);
        int from     = text.indexOf("<b>", start);
        int to      = text.indexOf("</b>", from);
        String price = text.substring(from + 3, to);
        StdOut.println(price);
    }
}
```

```
% java StockQuote goog
582.93
```

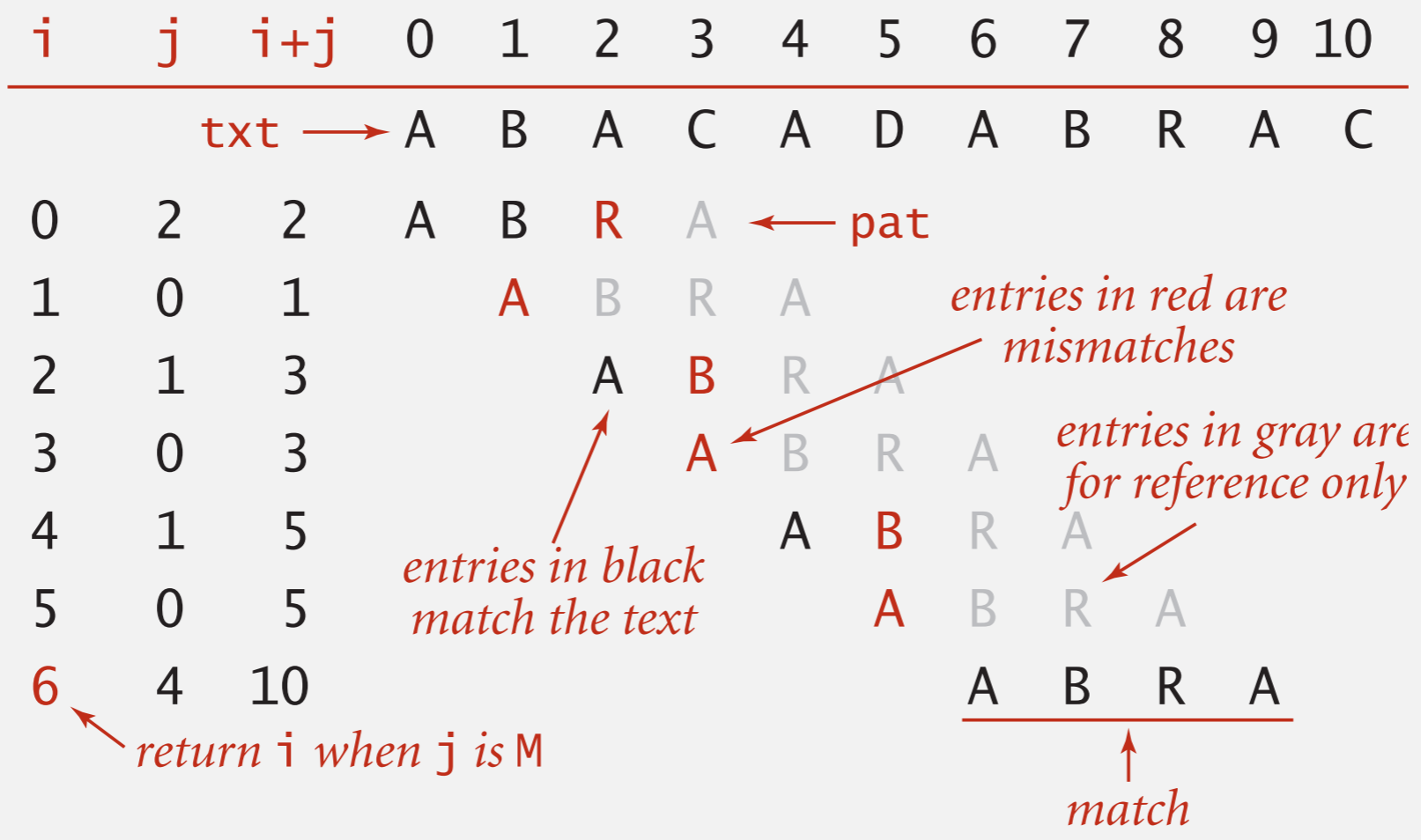
```
% java StockQuote msft
24.84
```


SUBSTRING SEARCH

- ▶ **Brute force**
- ▶ Knuth-Morris-Pratt
- ▶ Boyer-Moore
- ▶ Rabin-Karp

Brute-force substring search

Check for pattern starting at each text position.



Brute-force substring search: Java implementation

Check for pattern starting at each text position.

<u>i</u>	<u>j</u>	<u>i+j</u>	0	1	2	3	4	5	6	7	8	9	10
			A	B	A	C	A	D	A	B	R	A	C
4	3	7					A	D	A	C	R		
5	0	5					A	D	A	C	R		

```
public static int search(String pat, String txt)
{
    int M = pat.length();
    int N = txt.length();
    for (int i = 0; i <= N - M; i++)
    {
        int j;
        for (j = 0; j < M; j++)
            if (txt.charAt(i+j) != pat.charAt(j))
                break;
        if (j == M) return i; ← index in text where
                                pattern starts
    }
    return N; ← not found
}
```

Brute-force substring search: worst case

Brute-force algorithm can be slow if text and pattern are repetitive.

<i>i</i>	<i>j</i>	<i>i+j</i>	0	1	2	3	4	5	6	7	8	9
		<i>txt</i> →	A	A	A	A	A	A	A	A	A	B
0	4	4	A	A	A	A	B	← <i>pat</i>				
1	4	5		A	A	A	A	B				
2	4	6			A	A	A	A	B			
3	4	7				A	A	A	A	B		
4	4	8					A	A	A	A	B	
5	5	10						A	A	A	A	B

↑
match

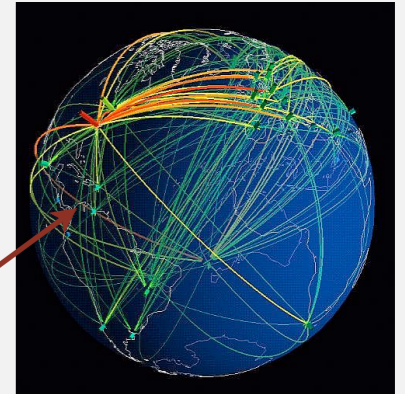
Worst case. $\sim MN$ char compares.

Backup

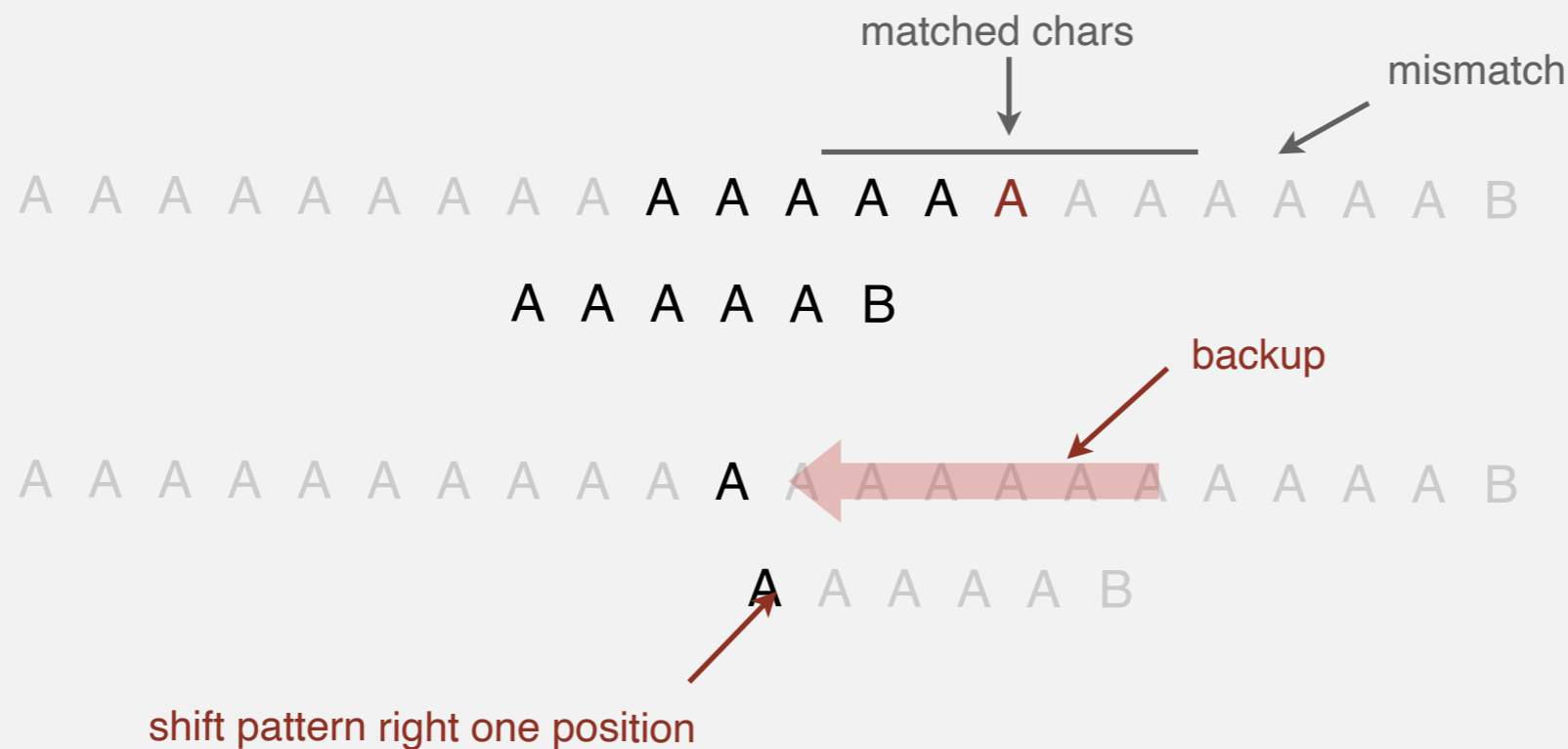
In many applications, we want to avoid **backup** in text stream.

- Treat input as stream of data.
- Abstract model: standard input.

“ATTACK AT DAWN”
substring search
machine
found



Brute-force algorithm needs backup for every mismatch.



Approach 1. Maintain buffer of last M characters.

Approach 2. Stay tuned.

Brute-force substring search: alternate implementation

Same sequence of char compares as previous implementation.

- i points to end of sequence of already-matched chars in text.
- j stores number of already-matched chars (end of sequence in pattern).

i	j	0	1	2	3	4	5	6	7	8	9	10
		A	B	A	C	A	D	A	B	R	A	C
7	3			A	D	A	C	R				
5	0			A	D	A	C	R				

```
public static int search(String pat, String txt)
{
    int i, N = txt.length();
    int j, M = pat.length();
    for (i = 0, j = 0; i < N && j < M; i++)
    {
        if (txt.charAt(i) == pat.charAt(j)) j++;
        else { i -= j; j = 0; }
    }
    if (j == M) return i - M;
    else return N;
}
```

← backup

Algorithmic challenges in substring search

Brute-force is not always good enough.

Theoretical challenge. Linear-time guarantee. ← fundamental algorithmic problem

Practical challenge. Avoid backup in text stream. ← often no room or time to save text

```
Now is the time for all people to come to the aid of their party. Now is the time for all good
people to come to the aid of their party. Now is the time for many good people to come to the aid
of their party. Now is the time for all good people to come to the aid of their party. Now is the
time for a lot of good people to come to the aid of their party. Now is the time for all of the
good people to come to the aid of their party. Now is the time for all good people to come to the
aid of their party. Now is the time for each good person to come to the aid of their party. Now is
the time for all good people to come to the aid of their party. Now is the time for all good
Republicans to come to the aid of their party. Now is the time for all good people to come to the
aid of their party. Now is the time for many or all good people to come to the aid of their party.
Now is the time for all good people to come to the aid of their party. Now is the time for all good
Democrats to come to the aid of their party. Now is the time for all people to come to the aid of
their party. Now is the time for all good people to come to the aid of their party. Now is the time
for many good people to come to the aid of their party. Now is the time for all good people to come
to the aid of their party. Now is the time for a lot of good people to come to the aid of their
party. Now is the time for all of the good people to come to the aid of their party. Now is the
time for all good people to come to the aid of their attack at dawn party. Now is the time for each
person to come to the aid of their party. Now is the time for all good people to come to the aid of
their party. Now is the time for all good Republicans to come to the aid of their party. Now is the
time for all good people to come to the aid of their party. Now is the time for many or all good
people to come to the aid of their party. Now is the time for all good people to come to the aid of
their party. Now is the time for all good Democrats to come to the aid of their party.
```

SUBSTRING SEARCH

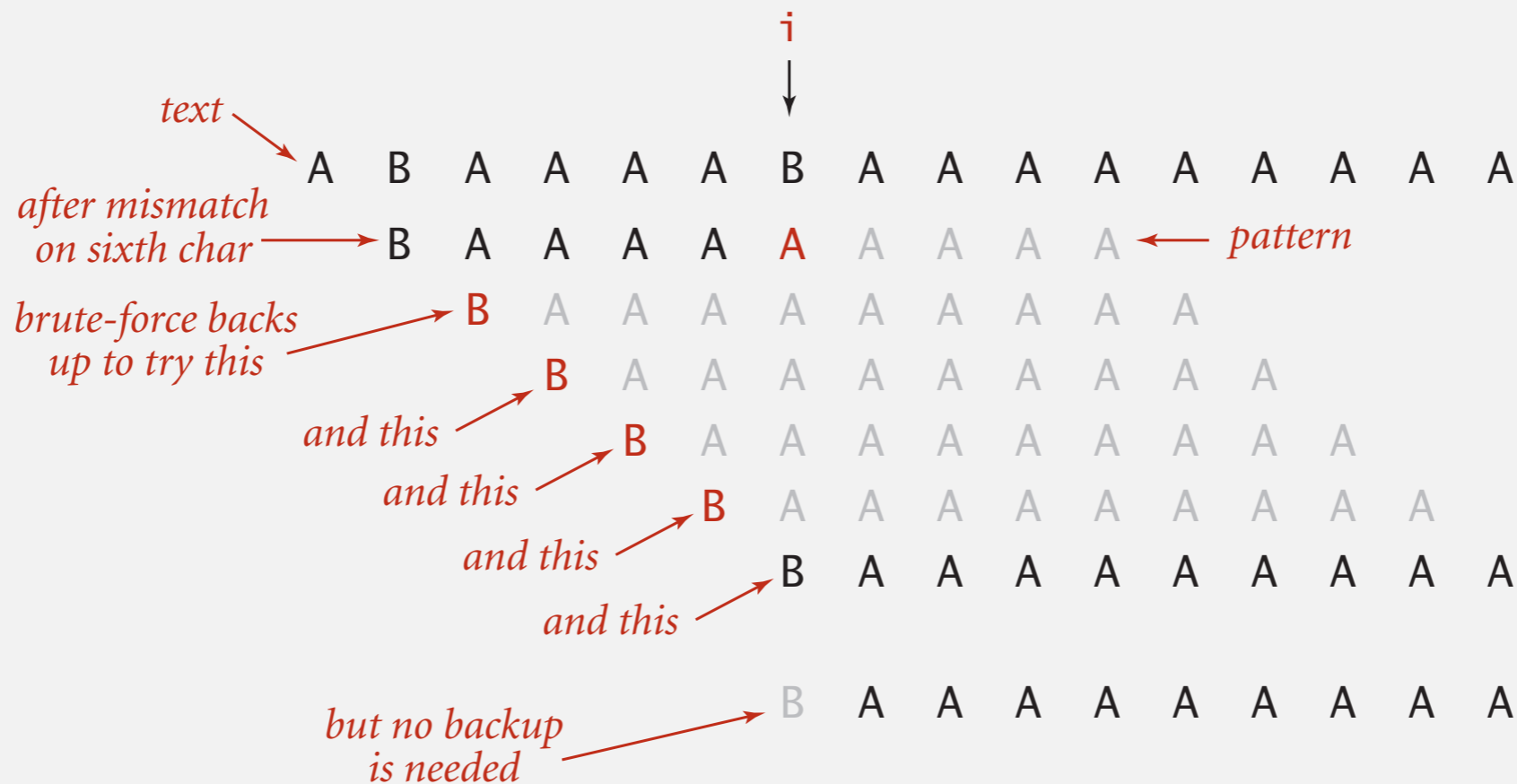
- ▶ Brute force
- ▶ **Knuth-Morris-Pratt**
- ▶ Boyer-Moore
- ▶ Rabin-Karp

Knuth-Morris-Pratt substring search

Intuition. Suppose we are searching in text for pattern **BAAAAAAAAA**.

- Suppose we match 5 chars in pattern, with mismatch on 6th char.
- We know previous 6 chars in text are **BAAAA**.
- Don't need to back up text pointer!

assuming { A, B } alphabet



Knuth-Morris-Pratt algorithm. Clever method to always avoid backup. (!)

Deterministic finite state automaton (DFA)

DFA is abstract string-searching machine.

- Finite number of states (including start and halt).
- Exactly one transition for each char in alphabet.
- Accept if sequence of transitions leads to halt state.

internal representation

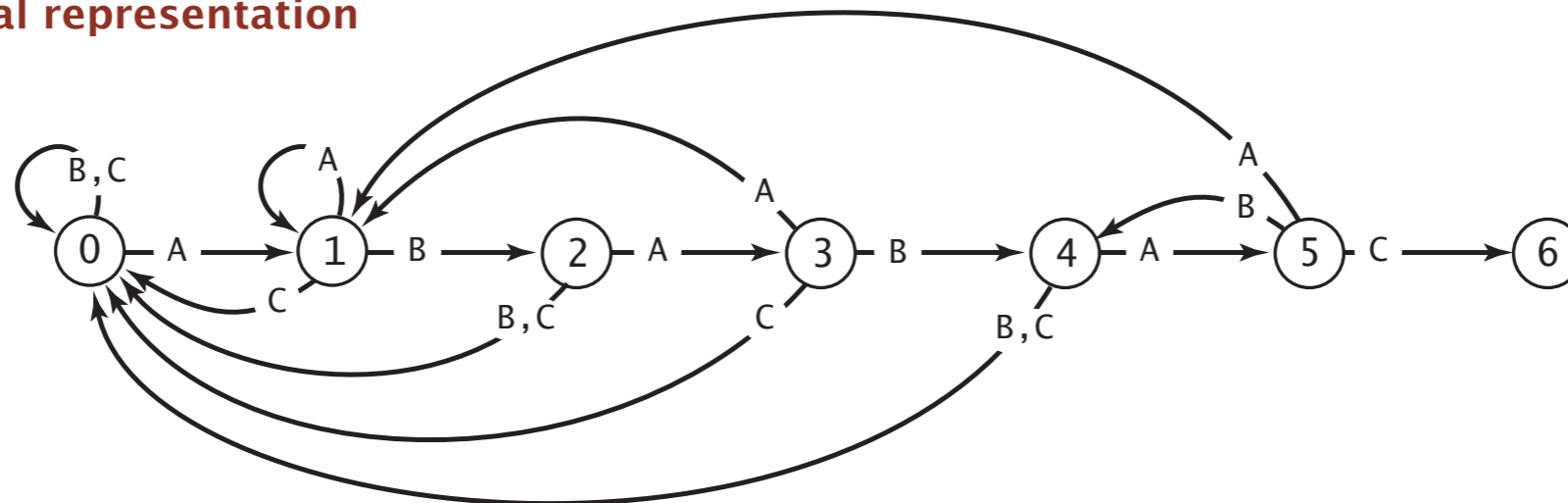
j	0	1	2	3	4	5	
pat.charAt(j)	A	B	A	B	A	C	
dfa[][j]	A	1	1	3	1	5	1
	B	0	2	0	4	0	4
	C	0	0	0	0	0	6

If in state j reading char c :

if j is 6 halt and accept

- else move to state $dfa[c][j]$

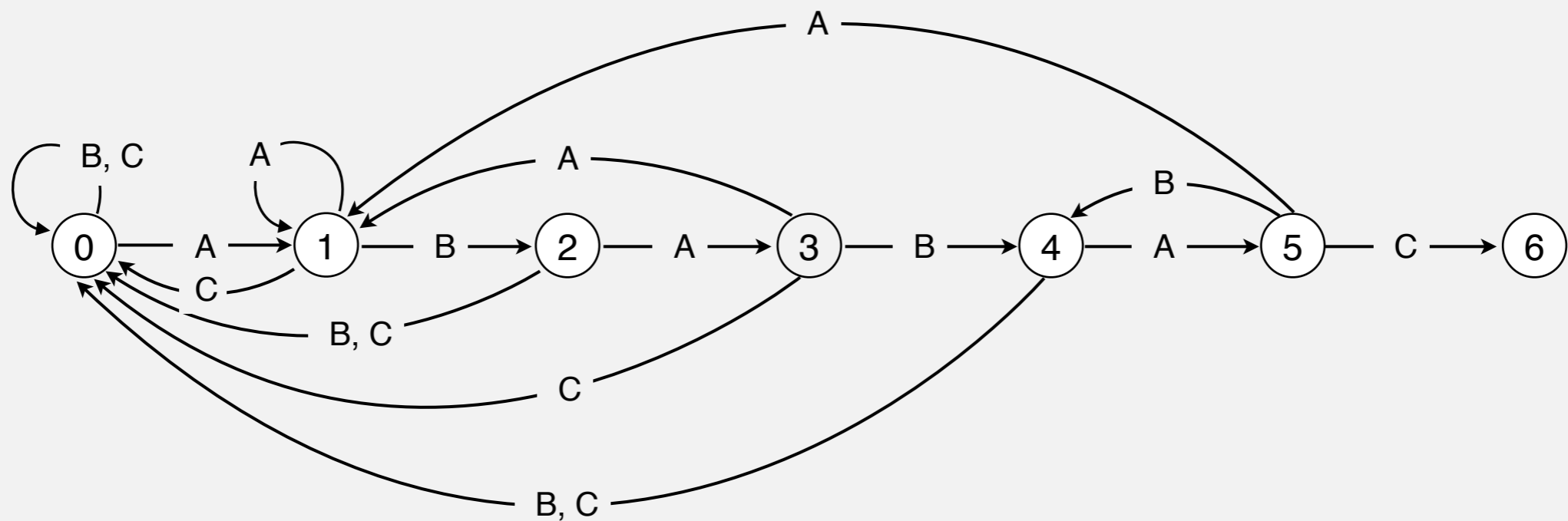
graphical representation



DFA simulation

A A B A C A A B A B A C A A

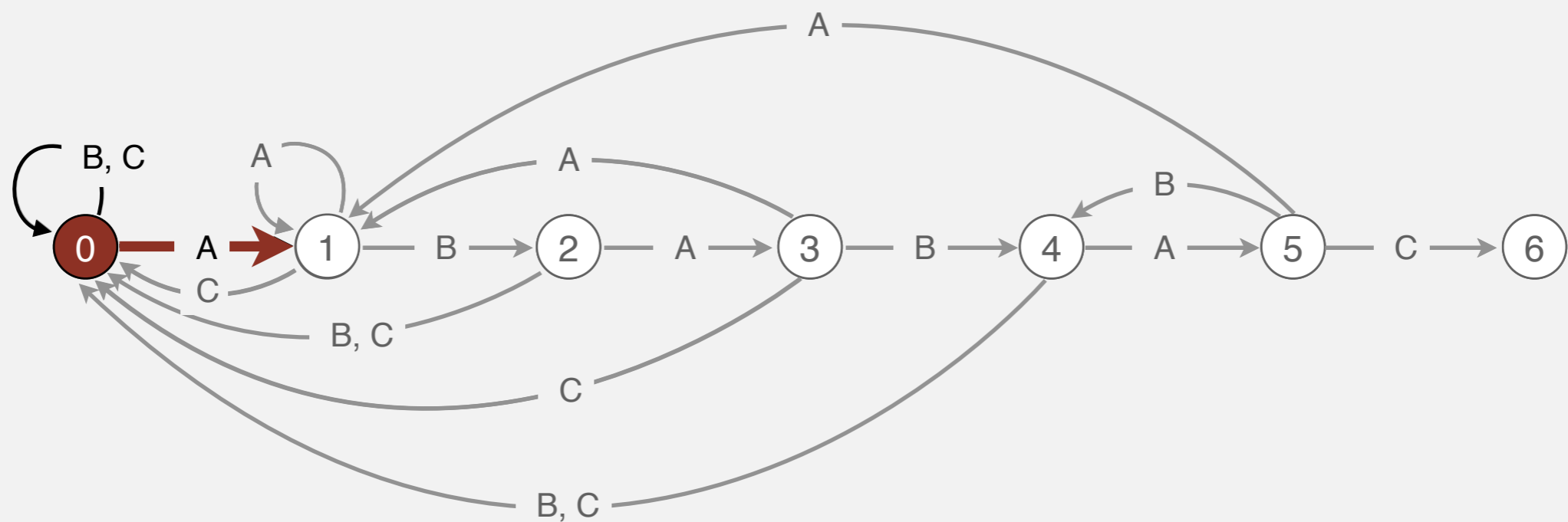
	0	1	2	3	4	5
<code>pat.charAt(j)</code>	A	B	A	B	A	C
<code>dfa[][j]</code>						
A	1	1	3	1	5	1
B	0	2	0	4	0	4
C	0	0	0	0	0	6



DFA simulation

A A B A C A A B A B A C A A
↑

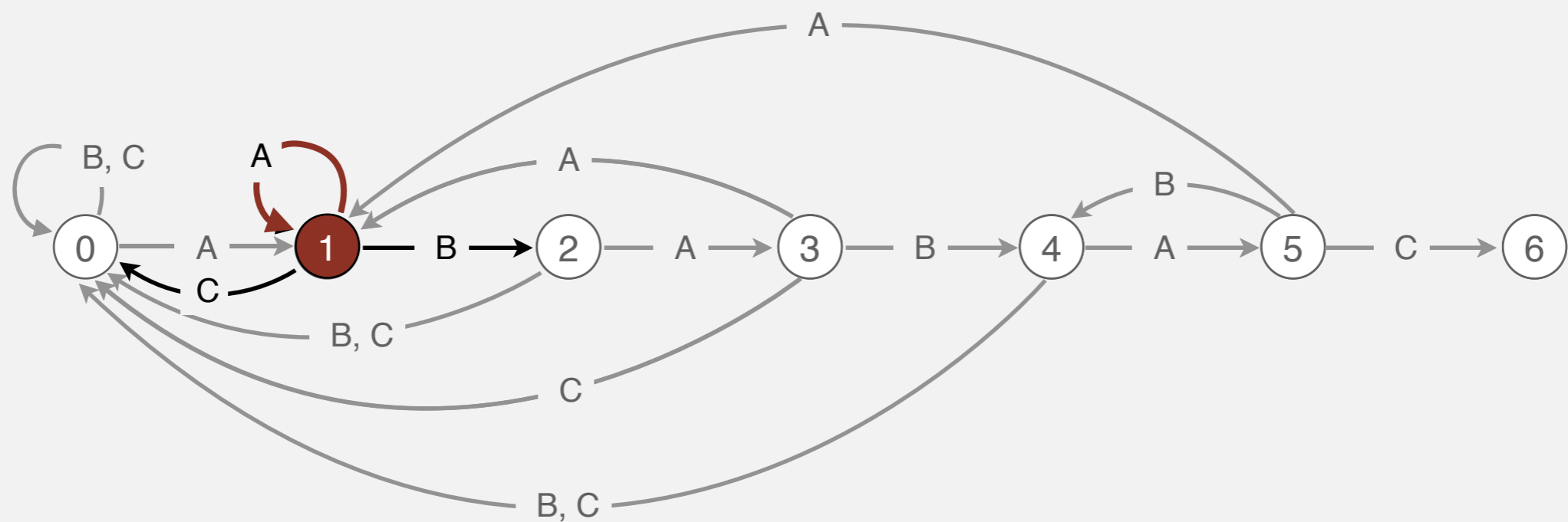
	0	1	2	3	4	5	
pat.charAt(j)	A	B	A	B	A	C	
dfa[][j]	A	1	1	3	1	5	1
	B	0	2	0	4	0	4
	C	0	0	0	0	0	6



DFA simulation

A A B A C A A B A B A C A A

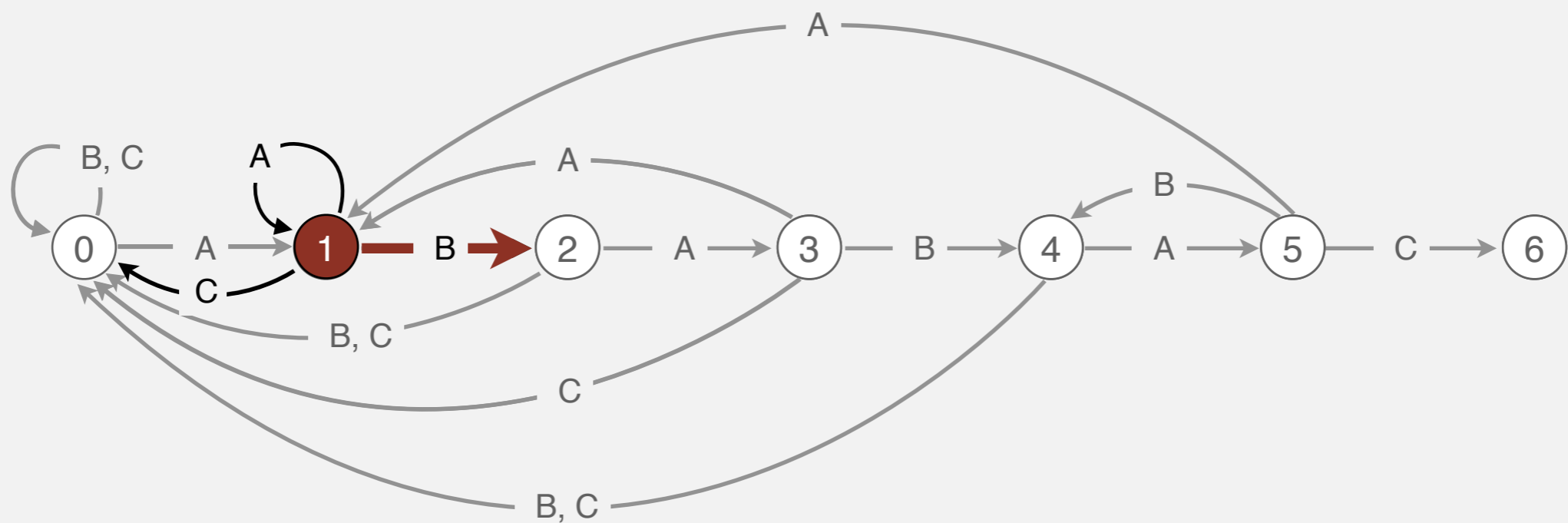
		0	1	2	3	4	5
pat.charAt(j)		A	B	A	B	A	C
dfa[][j]	A	1	1	3	1	5	1
	B	0	2	0	4	0	4
	C	0	0	0	0	0	6



DFA simulation

A A B A C A A B A B A C A A

		0	1	2	3	4	5
pat.charAt(j)		A	B	A	B	A	C
dfa[][j]	A	1	1	3	1	5	1
	B	0	2	0	4	0	4
	C	0	0	0	0	0	6

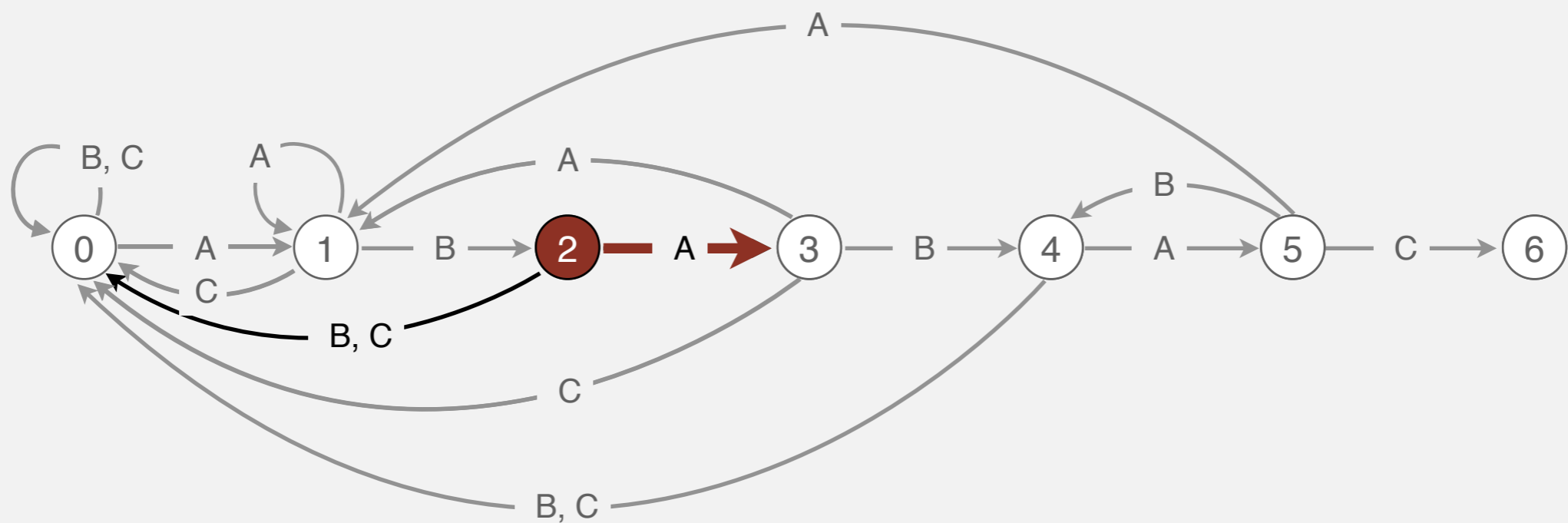


DFA simulation

A A B A C A A B A B A C A A

↑

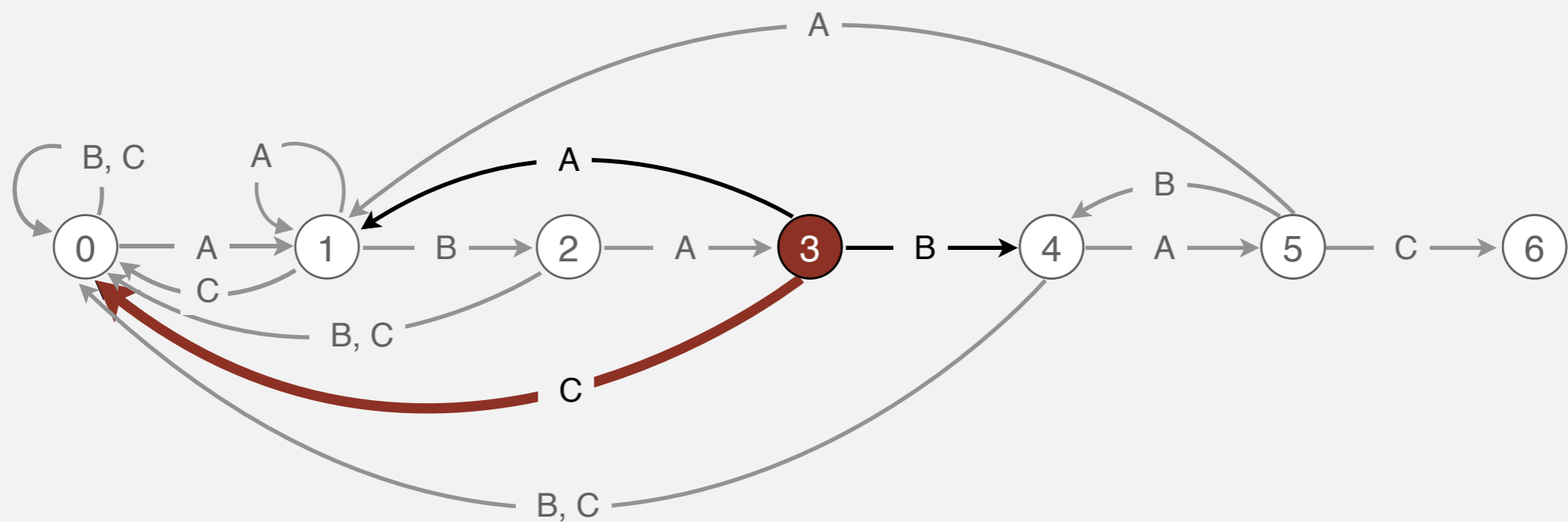
		0	1	2	3	4	5
pat.charAt(j)		A	B	A	B	A	C
dfa[][j]	A	1	1	3	1	5	1
	B	0	2	0	4	0	4
	C	0	0	0	0	0	6



DFA simulation

A A B A C A A B A B A C A A

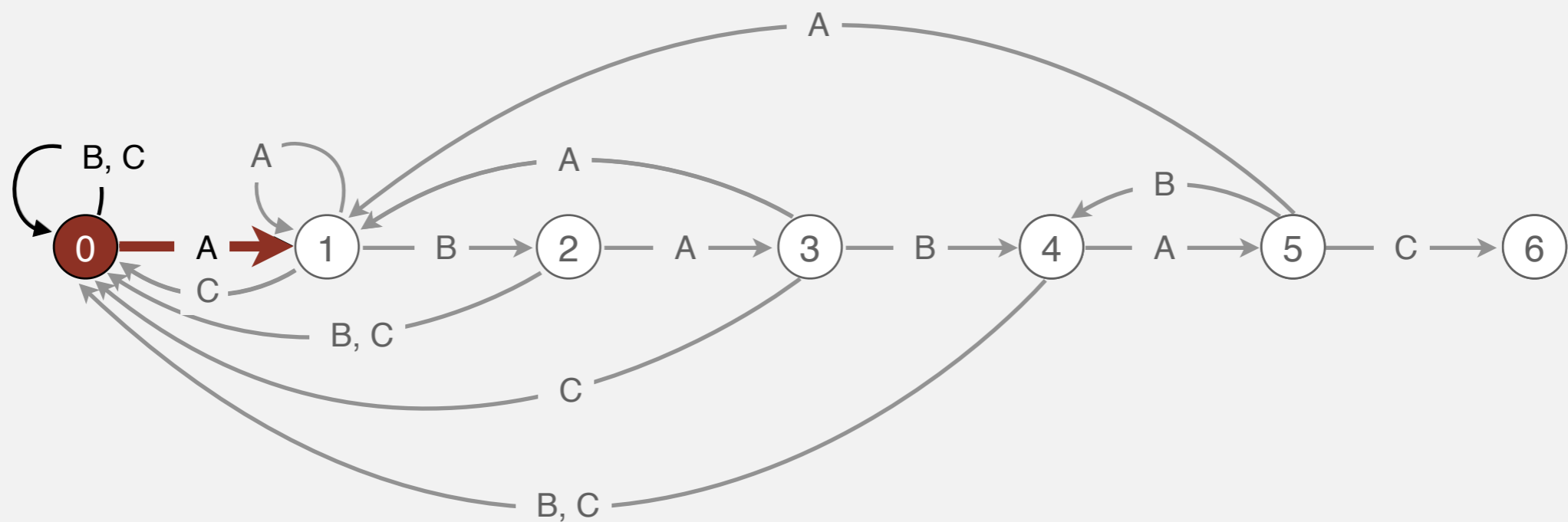
		0	1	2	3	4	5
pat.charAt(j)		A	B	A	B	A	C
dfa[][j]	A	1	1	3	1	5	1
	B	0	2	0	4	0	4
	C	0	0	0	0	0	6



DFA simulation

A A B A C A A B A B A C A A

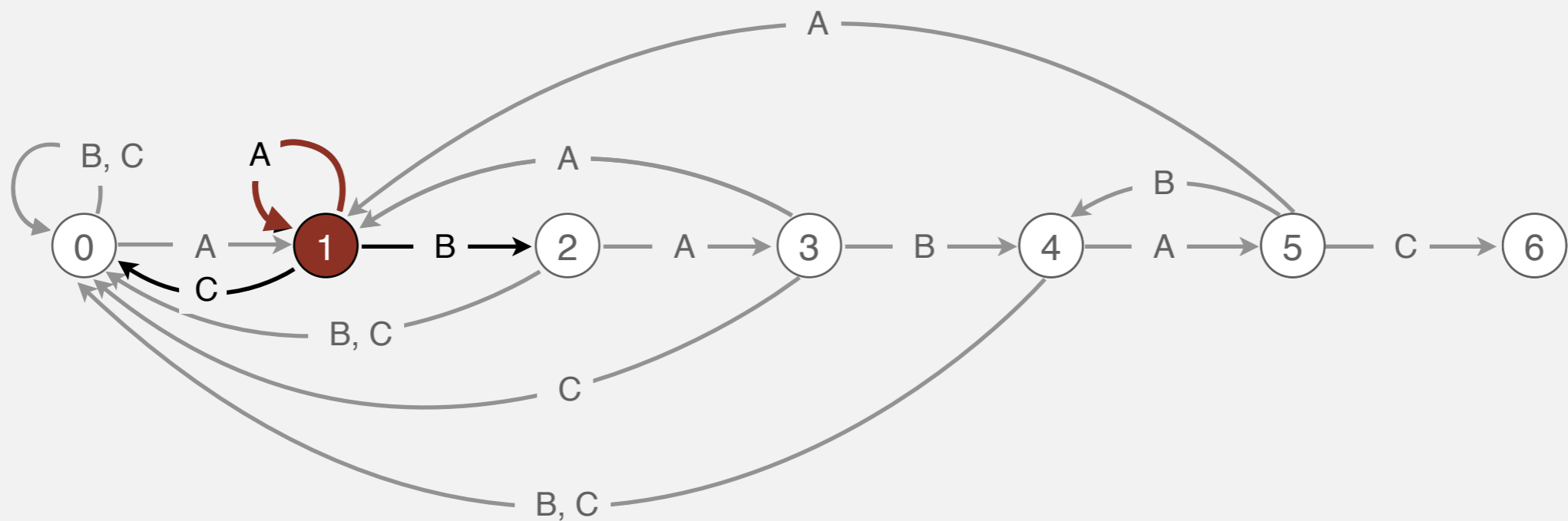
	0	1	2	3	4	5	
pat.charAt(j)	A	B	A	B	A	C	
dfa[][j]	A	1	1	3	1	5	1
	B	0	2	0	4	0	4
	C	0	0	0	0	0	6



DFA simulation

A A B A C **A** **A** B A B A C A A

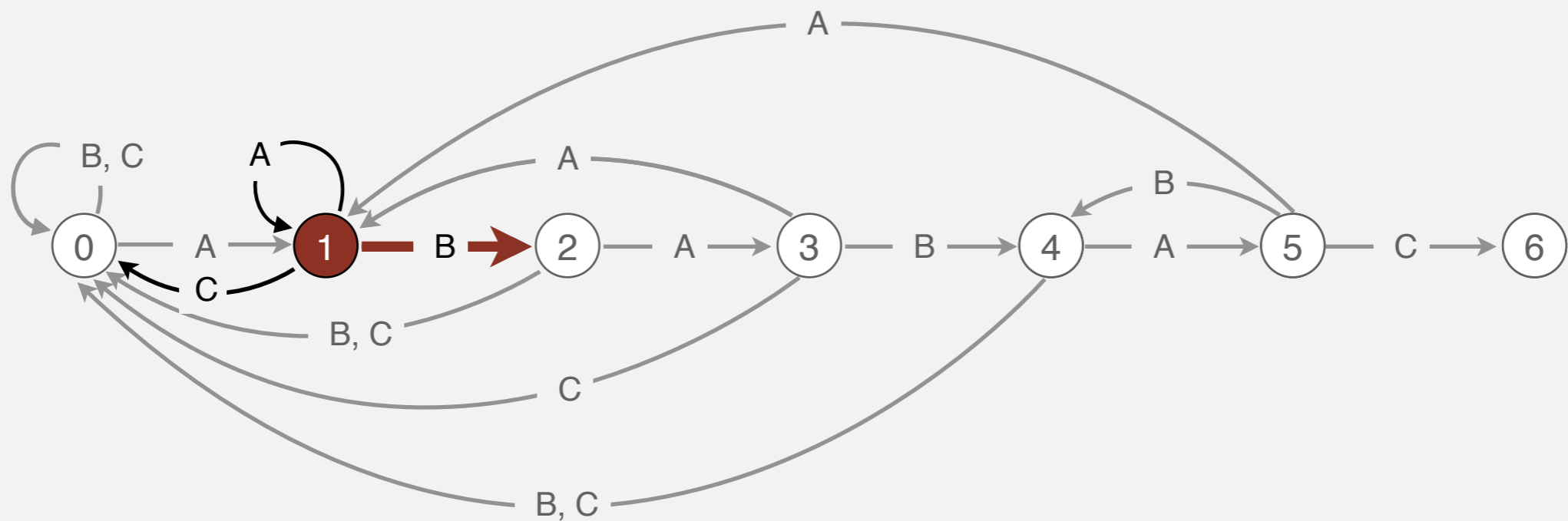
		0	1	2	3	4	5
pat.charAt(j)		A	B	A	B	A	C
dfa[][j]	A	1	1	3	1	5	1
	B	0	2	0	4	0	4
	C	0	0	0	0	0	6



DFA simulation

A A B A C A **A** **B** A B A C A A

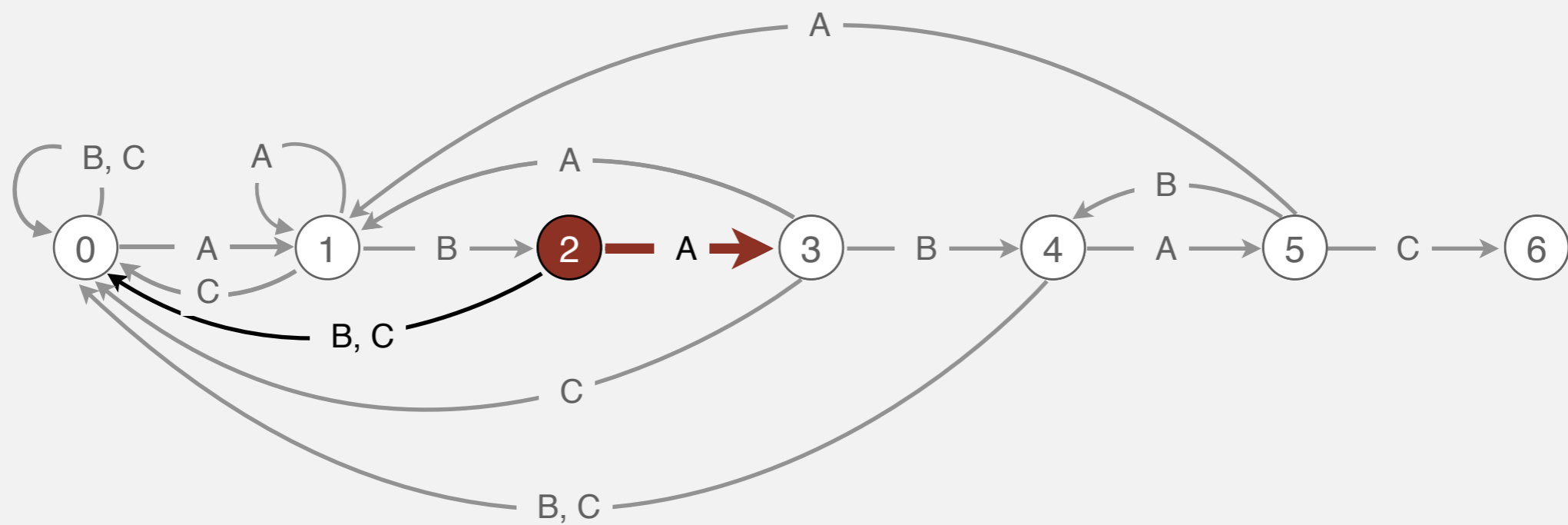
		0	1	2	3	4	5
pat.charAt(j)		A	B	A	B	A	C
	A	1	1	3	1	5	1
dfa[][j]	B	0	2	0	4	0	4
	C	0	0	0	0	0	6



DFA simulation

A A B A C A **A** **B** **A** B A C A A
↑

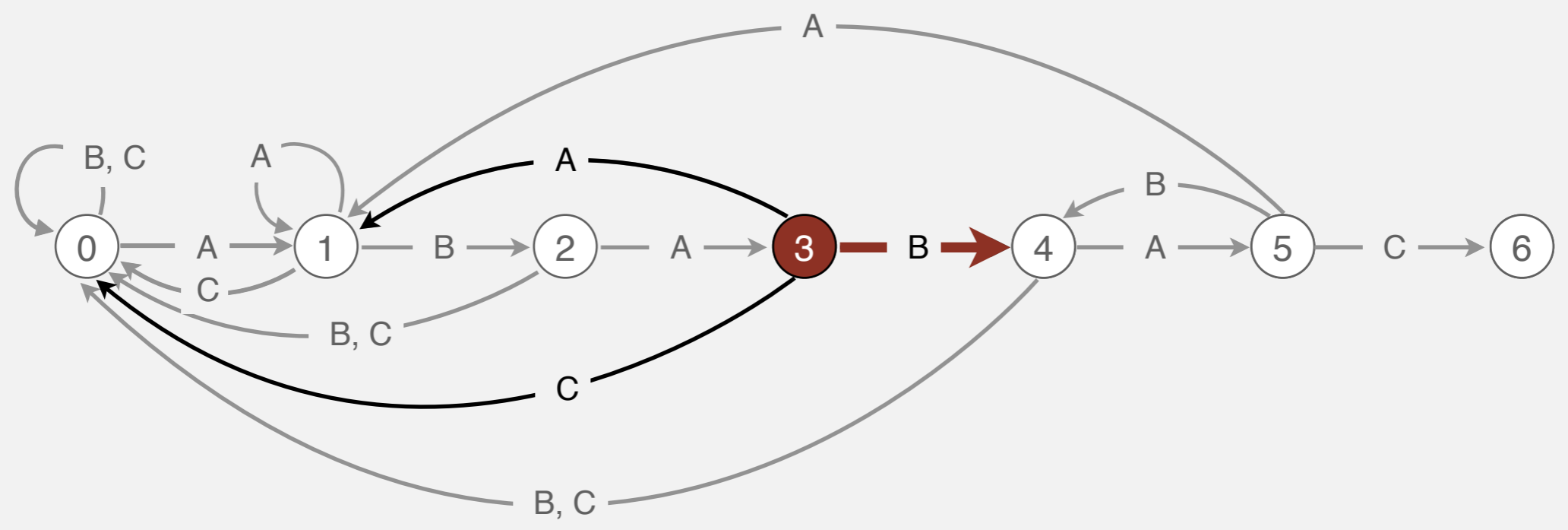
		0	1	2	3	4	5
pat.charAt(j)		A	B	A	B	A	C
dfa[][j]	A	1	1	3	1	5	1
	B	0	2	0	4	0	4
	C	0	0	0	0	0	6



DFA simulation

A A B A C A **A** **B** **A** **B** A C A A

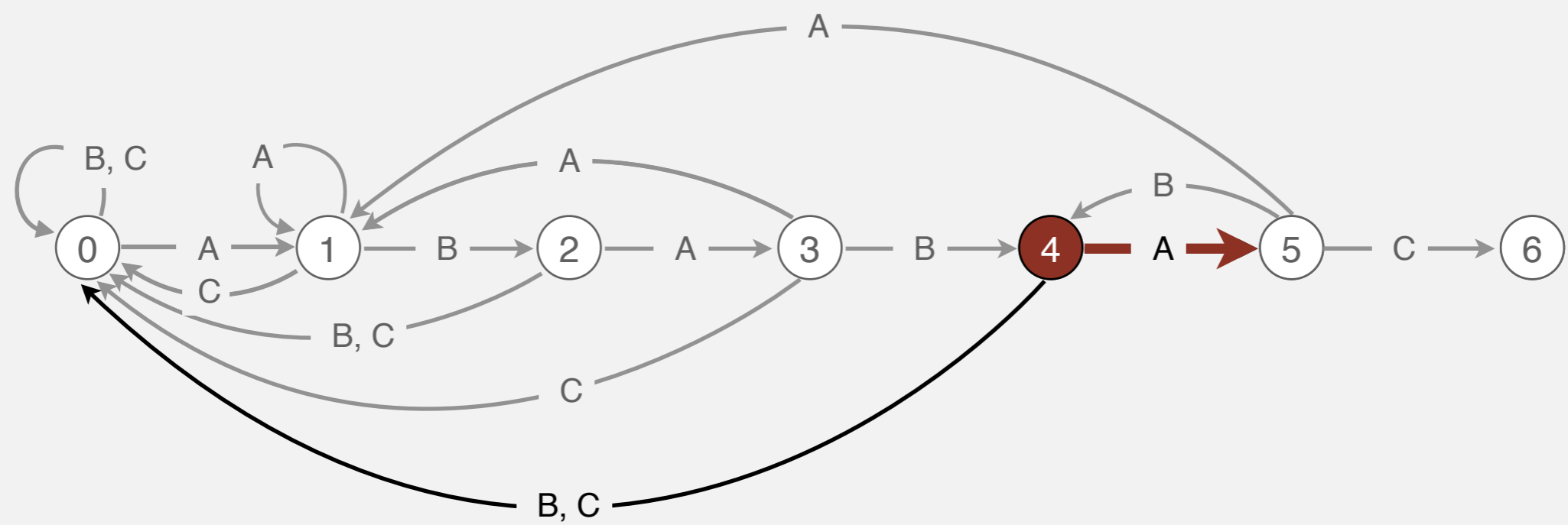
		0	1	2	3	4	5
pat.charAt(j)		A	B	A	B	A	C
dfa[][j]	A	1	1	3	1	5	1
	B	0	2	0	4	0	4
	C	0	0	0	0	0	6



DFA simulation

A A B A C A **A B A B** **A** C A A
↑

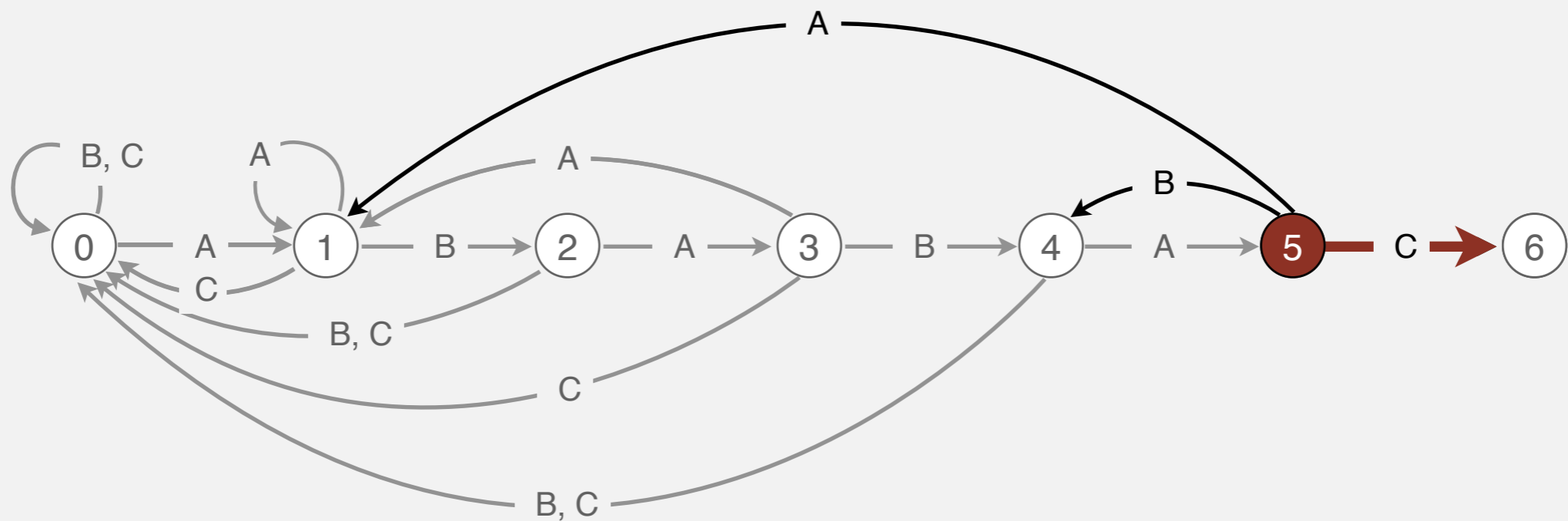
		0	1	2	3	4	5
pat.charAt(j)		A	B	A	B	A	C
	A	1	1	3	1	5	1
dfa[][j]	B	0	2	0	4	0	4
	C	0	0	0	0	0	6



DFA simulation

A A B A C A A B A B A C A A
↑

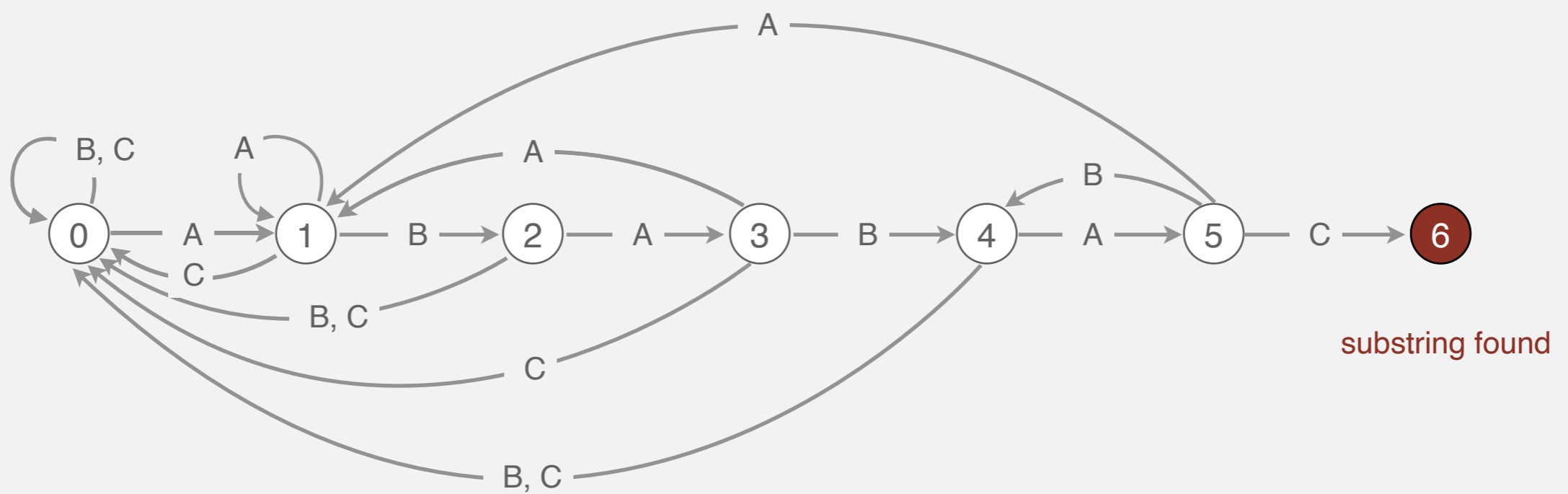
		0	1	2	3	4	5
pat.charAt(j)		A	B	A	B	A	C
dfa[][j]	A	1	1	3	1	5	1
	B	0	2	0	4	0	4
	C	0	0	0	0	0	6



DFA simulation

A A B A C A **A** B A B A C **A** A
 ↑

		0	1	2	3	4	5
pat.charAt(j)		A	B	A	B	A	C
dfa[][j]	A	1	1	3	1	5	1
	B	0	2	0	4	0	4
	C	0	0	0	0	0	6



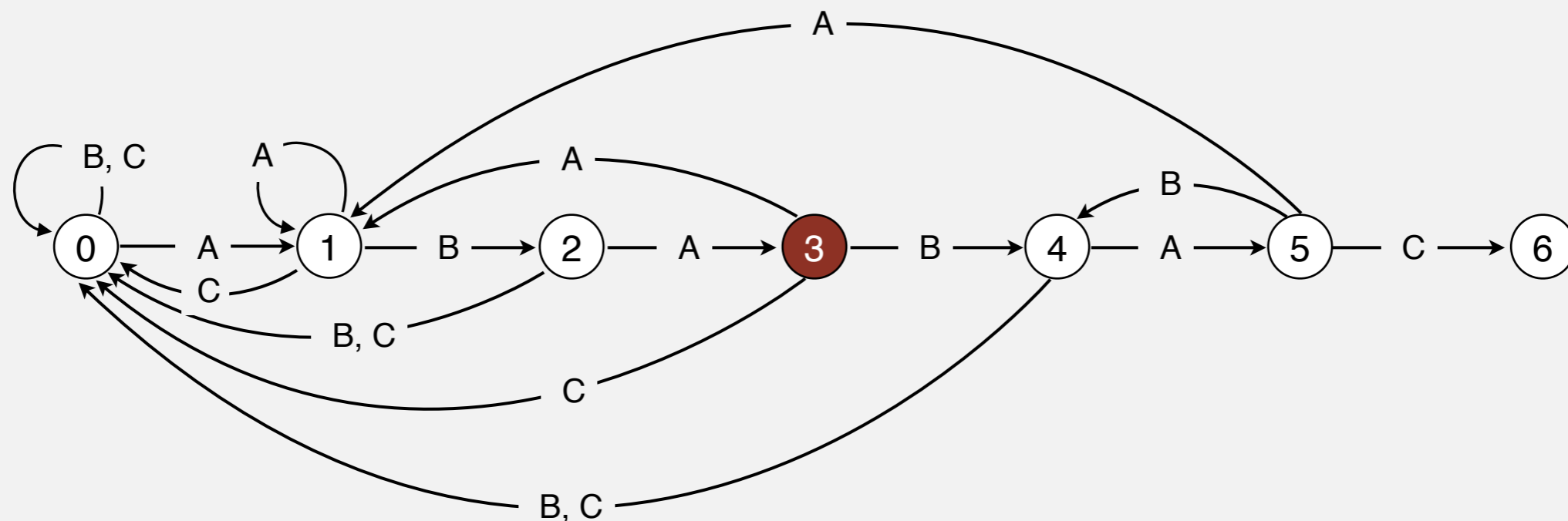

Interpretation of Knuth-Morris-Pratt DFA

Q. What is interpretation of DFA state after reading in `txt[i]`?

A. State = number of characters in pattern that have been matched.

length of longest prefix of `pat[]`
that is a suffix of `txt[0..i]`

Ex. DFA is in state 3 after reading in `txt[0..6]`.



Knuth-Morris-Pratt substring search: Java implementation

Key differences from brute-force implementation.

- Need to precompute `dfa[][]` from pattern.
- Text pointer `i` never decrements.

```
public int search(String txt)
{
    int i, j, N = txt.length();
    for (i = 0, j = 0; i < N && j < M; i++)
        j = dfa[txt.charAt(i)][j];
    if (j == M) return i - M;
    else      return N;
}
```

← no backup

Running time.

- Simulate DFA on text: at most N character accesses.
- Build DFA: how to do efficiently? [warning: tricky algorithm ahead]

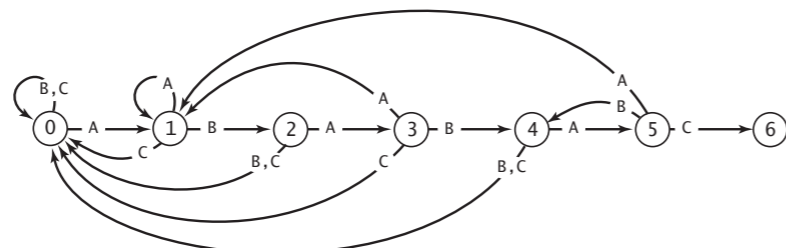
Knuth-Morris-Pratt substring search: Java implementation

Key differences from brute-force implementation.

- Need to precompute `dfa[][]` from pattern.
- Text pointer `i` never decrements.
- Could use **input stream**.

```
public int search(In in)
{
    int i, j;
    for (i = 0, j = 0; !in.isEmpty() && j < M; i++)
        j = dfa[in.readChar()][j];
    if (j == M) return i - M;
    else return NOT_FOUND;
}
```

← no backup



Knuth-Morris-Pratt construction

Include one state for each character in pattern (plus accept state).

	0	1	2	3	4	5
<code>pat.charAt(j)</code>	A	B	A	B	A	C
<code>dfa[][j]</code>	A					
	B					
	C					

Constructing the DFA for KMP substring search for A B A B A C

0

1

2

3

4

5

6

Knuth-Morris-Pratt construction

Match transition. If in state j and next char $c == \text{pat.charAt}(j)$, go to $j+1$.

↑ first j characters of pattern have already been matched ↑ next char matches ↑ now first $j+1$ characters of pattern have been matched

	0	1	2	3	4	5
<code>pat.charAt(j)</code>	A	B	A	B	A	C
<code>dfa[][j]</code>	A		3		5	
	B	2		4		
	C					6

Constructing the DFA for KMP substring search for A B A B A C



Knuth-Morris-Pratt construction

Mismatch transition: back up if $c \neq \text{pat.charAt}(j)$.

	0	1	2	3	4	5
pat.charAt(j)	A	B	A	B	A	C
dfa[][j]	A	1	3		5	
	B	0	2	4		
	C	0				6

Constructing the DFA for KMP substring search for A B A B A C

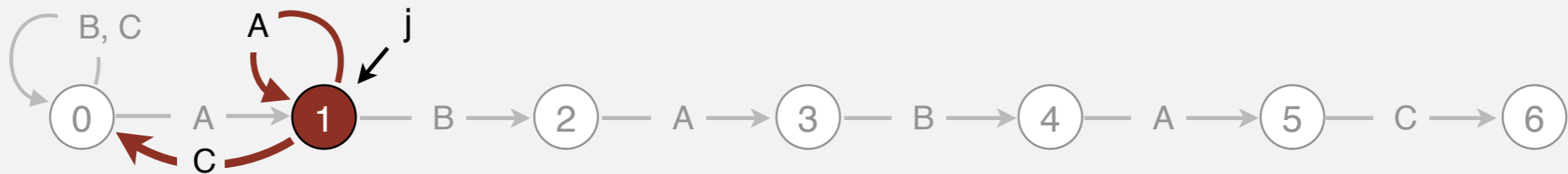


Knuth-Morris-Pratt construction

Mismatch transition: back up if $c \neq \text{pat.charAt}(j)$.

		0	1	2	3	4	5
pat.charAt(j)	A	A	B	A	B	A	C
dfa[j][A]	A	1	1	3		5	
dfa[j][B]	B	0	2		4		
dfa[j][C]	C	0	0				6

Constructing the DFA for KMP substring search for A B A B A C

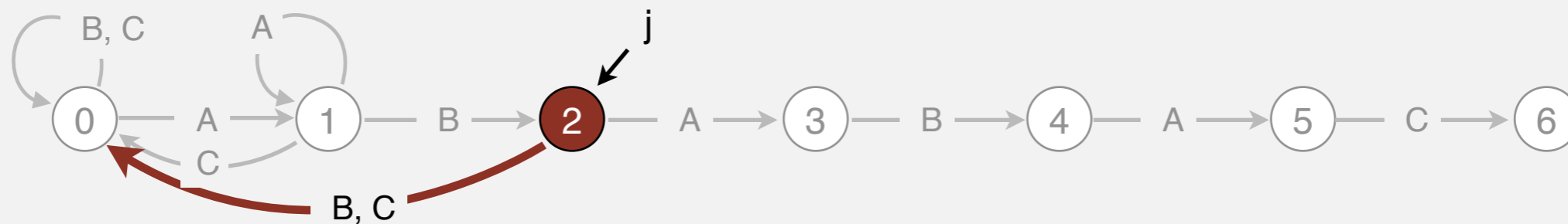


Knuth-Morris-Pratt construction

Mismatch transition: back up if $c \neq \text{pat.charAt}(j)$.

	0	1	2	3	4	5
pat.charAt(j)	A	B	A	B	A	C
dfa[][j]						
A	1	1	3		5	
B	0	2	0	4		
C	0	0	0			6

Constructing the DFA for KMP substring search for A B A B A C

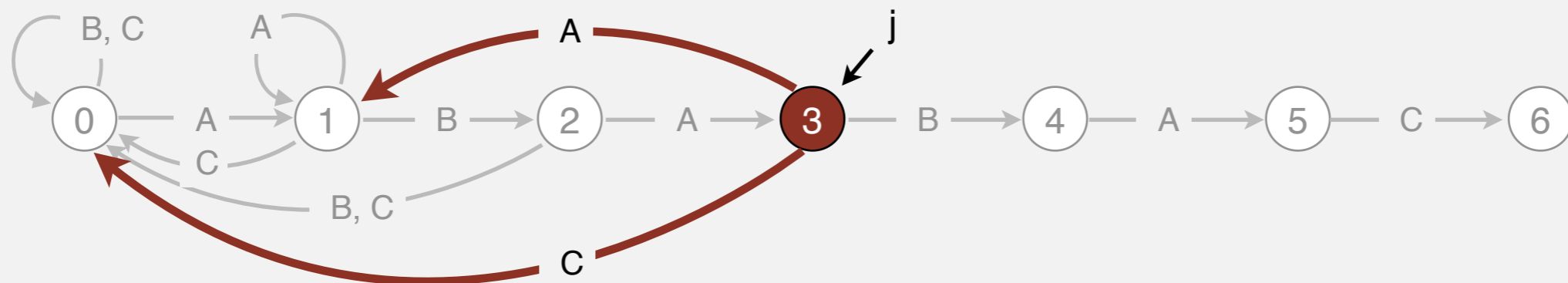


Knuth-Morris-Pratt construction

Mismatch transition: back up if $c \neq \text{pat.charAt}(j)$.

	0	1	2	3	4	5
pat.charAt(j)	A	B	A	B	A	C
dfa[][j]						
A	1	1	3	1	5	
B	0	2	0	4		
C	0	0	0	0		6

Constructing the DFA for KMP substring search for A B A B A C

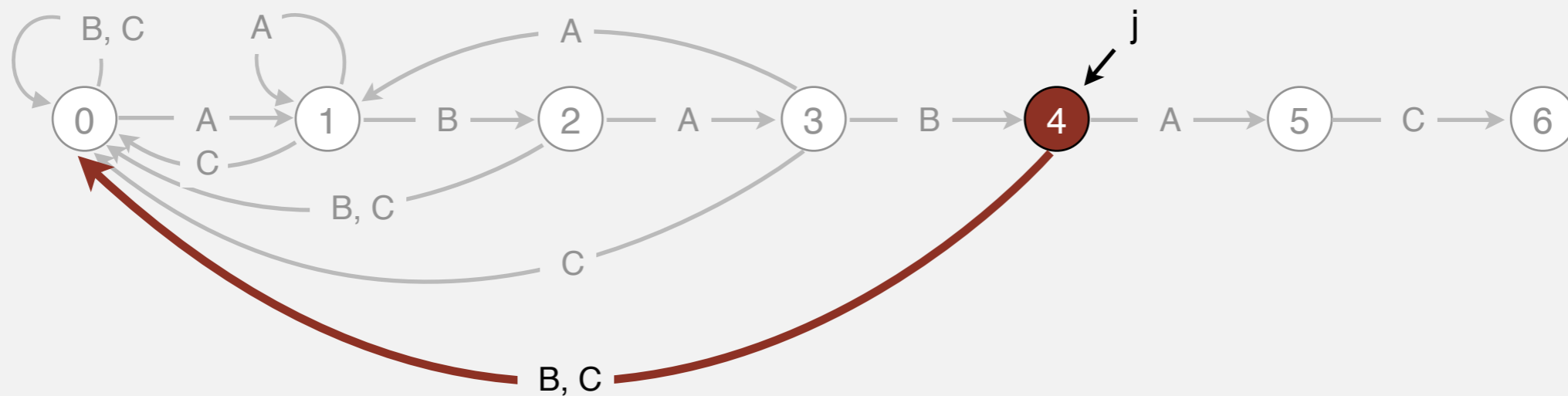


Knuth-Morris-Pratt construction

Mismatch transition: back up if $c \neq \text{pat.charAt}(j)$.

	0	1	2	3	4	5
pat.charAt(j)	A	B	A	B	A	C
dfa[][j]	A	1	3	1	5	
	B	0	2	0	4	
	C	0	0	0	0	6

Constructing the DFA for KMP substring search for A B A B A C

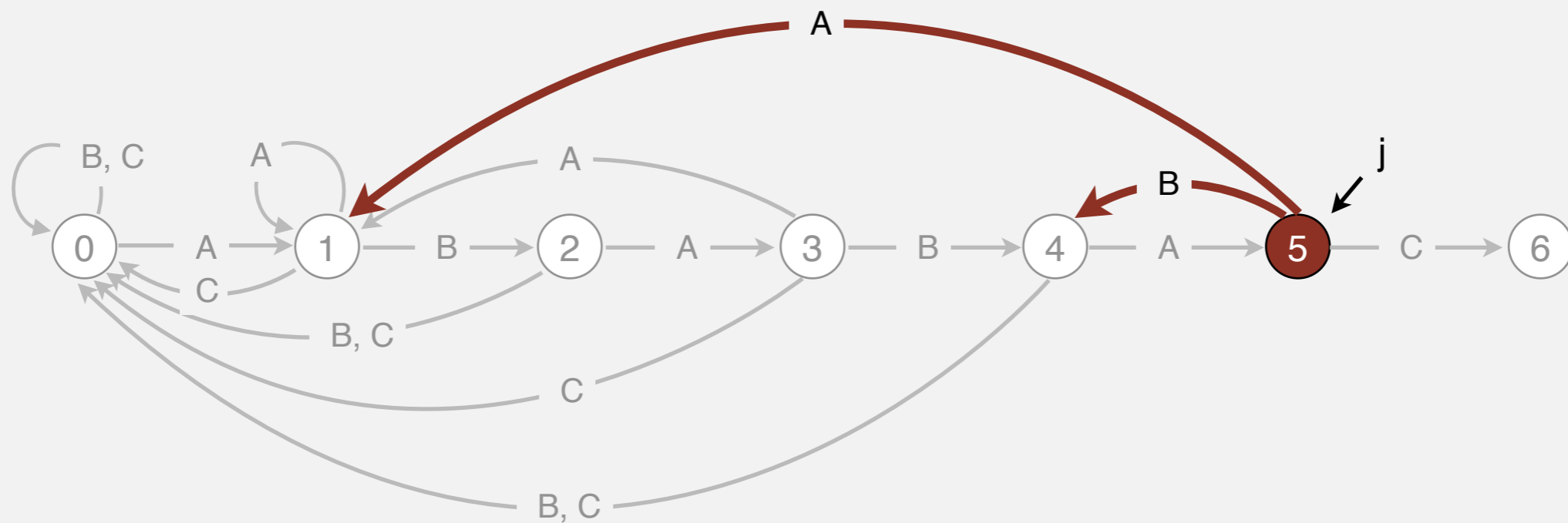


Knuth-Morris-Pratt construction

Mismatch transition: back up if $c \neq \text{pat.charAt}(j)$.

	0	1	2	3	4	5
pat.charAt(j)	A	B	A	B	A	C
dfa[][j]						
A	1	1	3	1	5	1
B	0	2	0	4	0	4
C	0	0	0	0	0	6

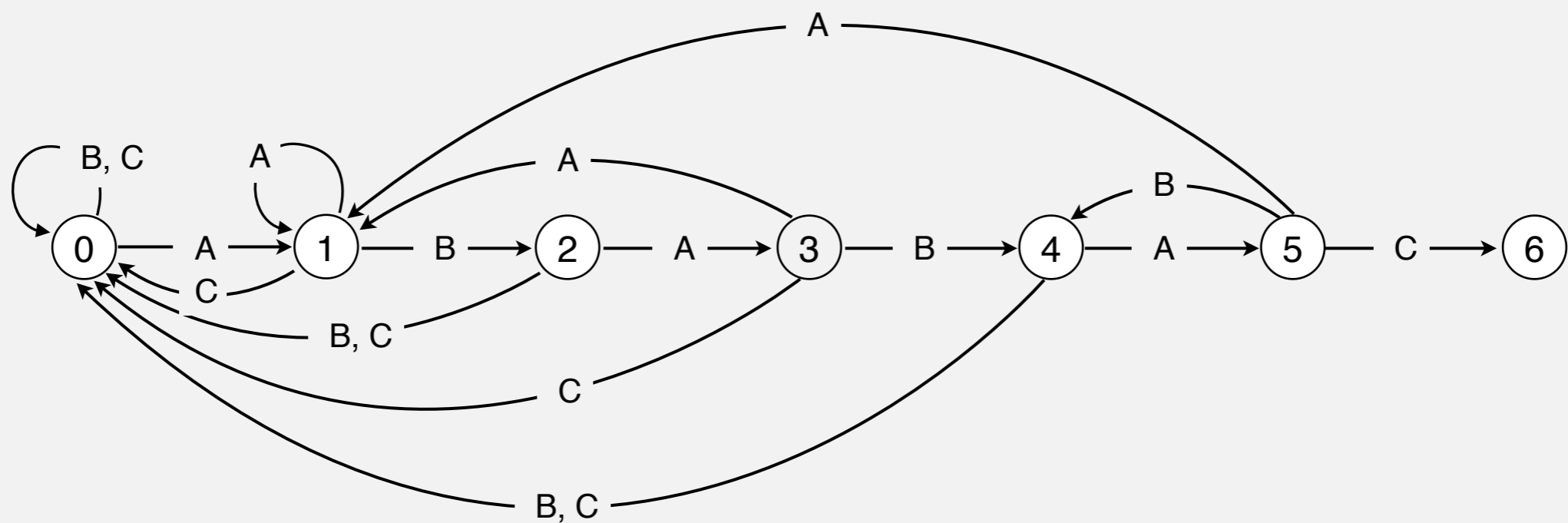
Constructing the DFA for KMP substring search for A B A B A C



Knuth-Morris-Pratt construction

	0	1	2	3	4	5
<code>pat.charAt(j)</code>	A	B	A	B	A	C
<code>dfa[][j]</code>						
A	1	1	3	1	5	1
B	0	2	0	4	0	4
C	0	0	0	0	0	6

Constructing the DFA for KMP substring search for A B A B A C



How to build DFA from pattern?

Include one state for each character in pattern (plus accept state).

	0	1	2	3	4	5
<code>pat.charAt(j)</code>	A	B	A	B	A	C
A						
<code>dfa[][j]</code> B						
C						

0

1

2

3

4

5

6

How to build DFA from pattern?

Match transition. If in state j and next char $c == \text{pat.charAt}(j)$, go to $j+1$.

↑
first j characters of pattern
have already been matched

↑
next char matches

↑
now first $j+1$ characters of
pattern have been matched

<code>pat.charAt(j)</code>	0	1	2	3	4	5
A	1		3		5	
B		2		4		
C						6



How to build DFA from pattern?

Mismatch transition. If in state j and next char $c \neq \text{pat.charAt}(j)$, then the last $j-1$ characters of input are $\text{pat}[1..j-1]$, followed by c .

To compute $\text{dfa}[c][j]$: Simulate $\text{pat}[1..j-1]$ on DFA and take transition c .
Running time. Seems to require j steps.

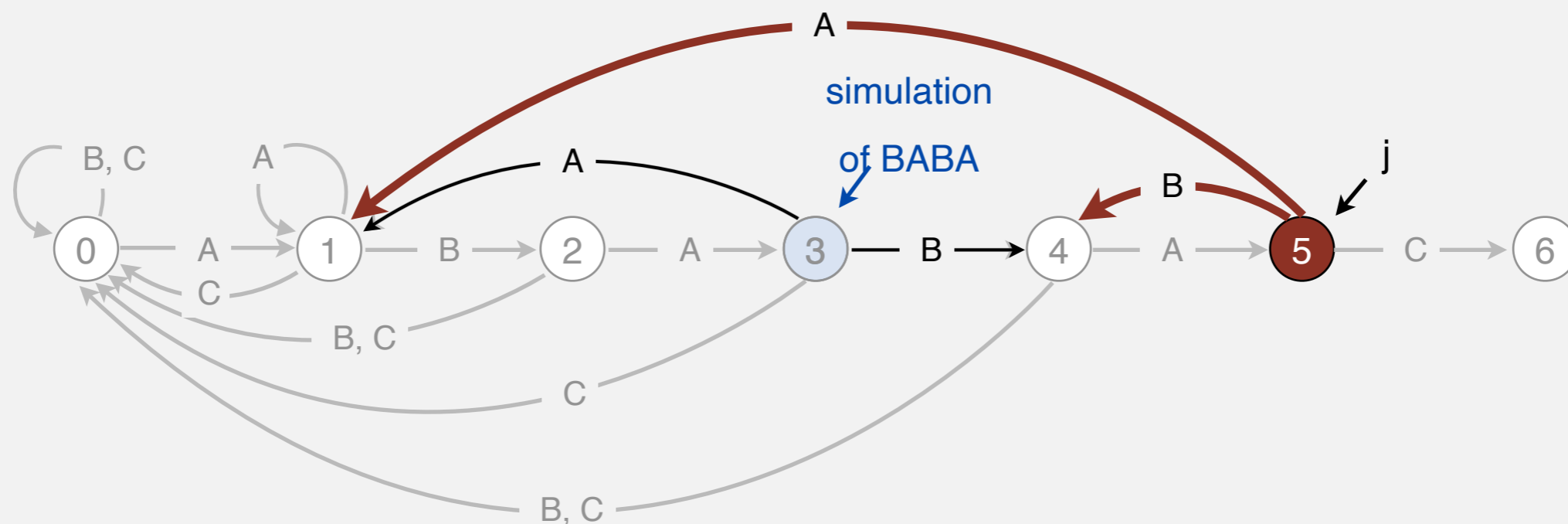
still under construction (!)

Ex. $\text{dfa}['A'][5] = 1$; $\text{dfa}['B'][5] = 4$

simulate BABA;
take transition 'A'
= $\text{dfa}['A'][3]$

simulate BABA;
take transition 'B'
= $\text{dfa}['B'][3]$

j	0	1	2	3	4	5
$\text{pat.charAt}(j)$	A	<u>B</u>	A	<u>B</u>	A	C



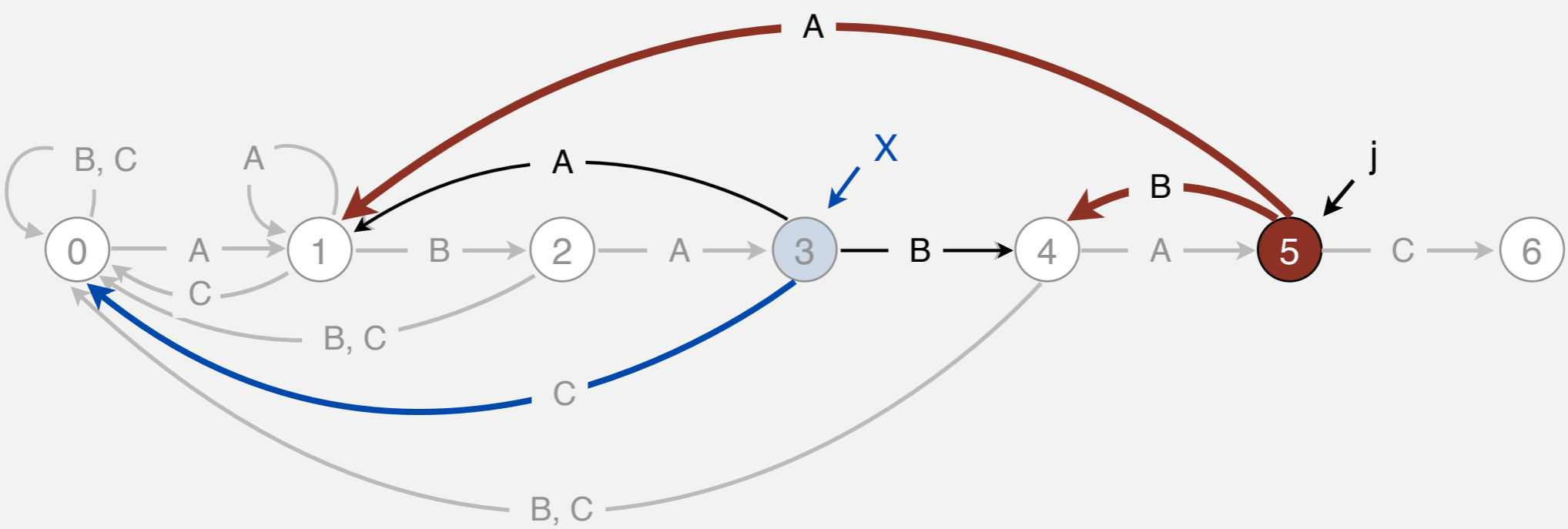
How to build DFA from pattern?

Mismatch transition. If in state j and next char $c \neq \text{pat.charAt}(j)$, then the last $j-1$ characters of input are $\text{pat}[1..j-1]$, followed by c .

To compute $\text{dfa}[c][j]$: Simulate $\text{pat}[1..j-1]$ on DFA and take transition c .
 Running time. Takes only constant time if we maintain state X .

Ex. $\text{dfa}['A'][5] = 1$; $\text{dfa}['B'][5] = 4$; $\text{dfa}['C'][X] = 0$
 from state X , from state X , from state X ,
 take transition 'A' take transition 'B' take transition 'C'
 = $\text{dfa}['A'][X]$ = $\text{dfa}['B'][X]$ = $\text{dfa}['C'][X]$

	0	1	2	3	4	5
A		B	A	B	A	C



Knuth-Morris-Pratt construction (in linear time)

Include one state for each character in pattern (plus accept state).

	0	1	2	3	4	5
<code>pat.charAt(j)</code>	A	B	A	B	A	C
<code>dfa[][j]</code>	A					
	B					
	C					

Constructing the DFA for KMP substring search for A B A B A C

0

1

2

3

4

5

6

Knuth-Morris-Pratt construction (in linear time)

Match transition. For each state j , $\text{dfa}[\text{pat.charAt}(j)][j] = j+1$.

↑
first j characters of pattern
have already been matched

↑
now first $j+1$ characters of
pattern have been matched

<code>pat.charAt(j)</code>	0	1	2	3	4	5
A	1		3		5	
B		2		4		
C						6

Constructing the DFA for KMP substring search for A B A B A C



Knuth-Morris-Pratt construction (in linear time)

Mismatch transition. For state 0 and char $c \neq \text{pat.charAt}(j)$,

set $\text{dfa}[c][0] = 0$.

		0	1	2	3	4	5
<code>pat.charAt(j)</code>	A	B	A	B	A	C	
<code>dfa[][j]</code>	A	1		3		5	
	B	0	2		4		
	C	0					6

Constructing the DFA for KMP substring search for A B A B A C



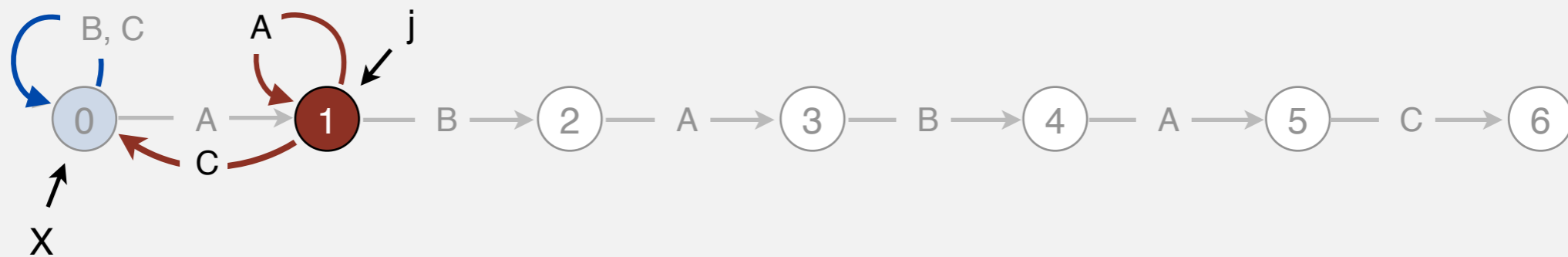
Knuth-Morris-Pratt construction (in linear time)

Mismatch transition. For each state j and char $c \neq \text{pat.charAt}(j)$, set $\text{dfa}[c][j] = \text{dfa}[c][x]$; then update $x = \text{dfa}[\text{pat.charAt}(j)][x]$.

X = simulation of empty string
↓

	0	1	2	3	4	5
pat.charAt(j)	A	B	A	B	A	C
dfa[][j]	1		3		5	
B	0	2		4		
C	0					6

Constructing the DFA for KMP substring search for A B A B A C



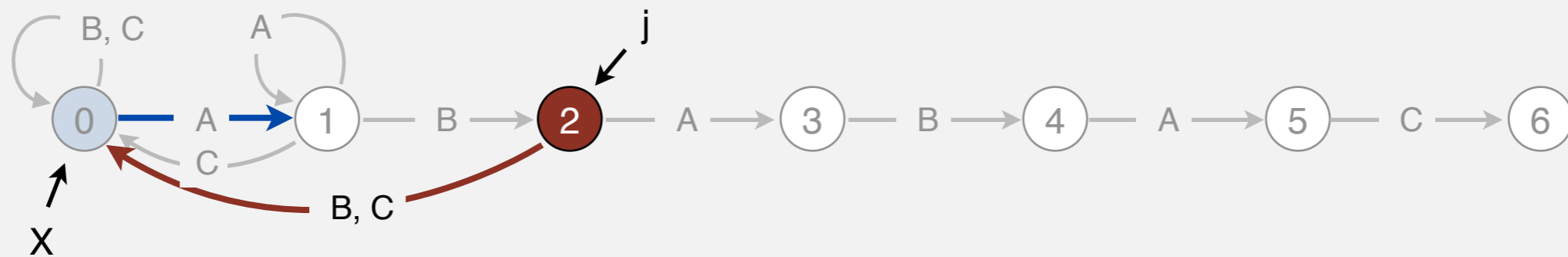
Knuth-Morris-Pratt construction (in linear time)

Mismatch transition. For each state j and char $c \neq \text{pat.charAt}(j)$, set $\text{dfa}[c][j] = \text{dfa}[c][x]$; then update $x = \text{dfa}[\text{pat.charAt}(j)][j]$.

$X = \text{simulation of B}$
↓

	0	1	2	3	4	5
<code>pat.charAt(j)</code>	A	B	A	B	A	C
<code>dfa[][j]</code>	1	1	3		5	
A	1	1	3		5	
B	0	2		4		
C	0	0				6

Constructing the DFA for KMP substring search for A B A B A C



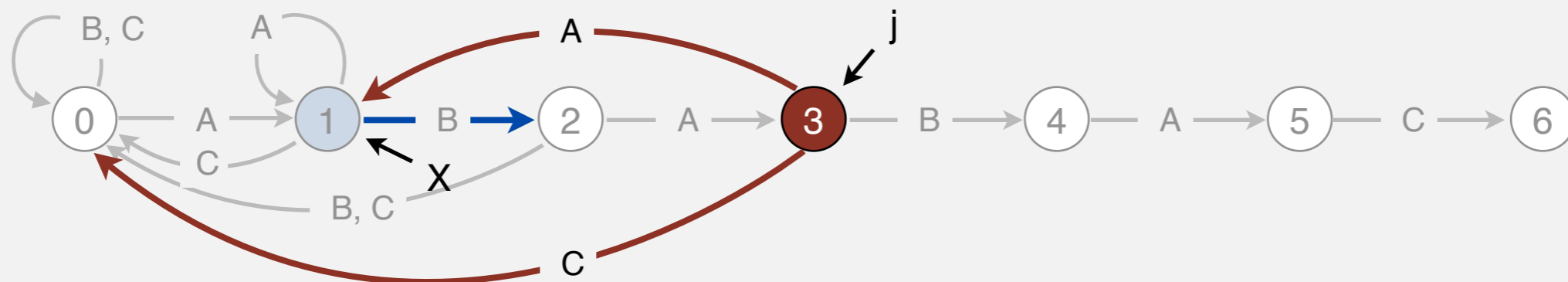
Knuth-Morris-Pratt construction (in linear time)

Mismatch transition. For each state j and char $c \neq \text{pat.charAt}(j)$, set $\text{dfa}[c][j] = \text{dfa}[c][x]$; then update $x = \text{dfa}[\text{pat.charAt}(j)][j]$.

$X = \text{simulation of B A}$
↓

	0	1	2	3	4	5
<code>pat.charAt(j)</code>	A	B	A	B	A	C
<code>dfa[][j]</code>	A	1	3		5	
	B	2	0	4		
	C	0	0			6

Constructing the DFA for KMP substring search for A B A B A C



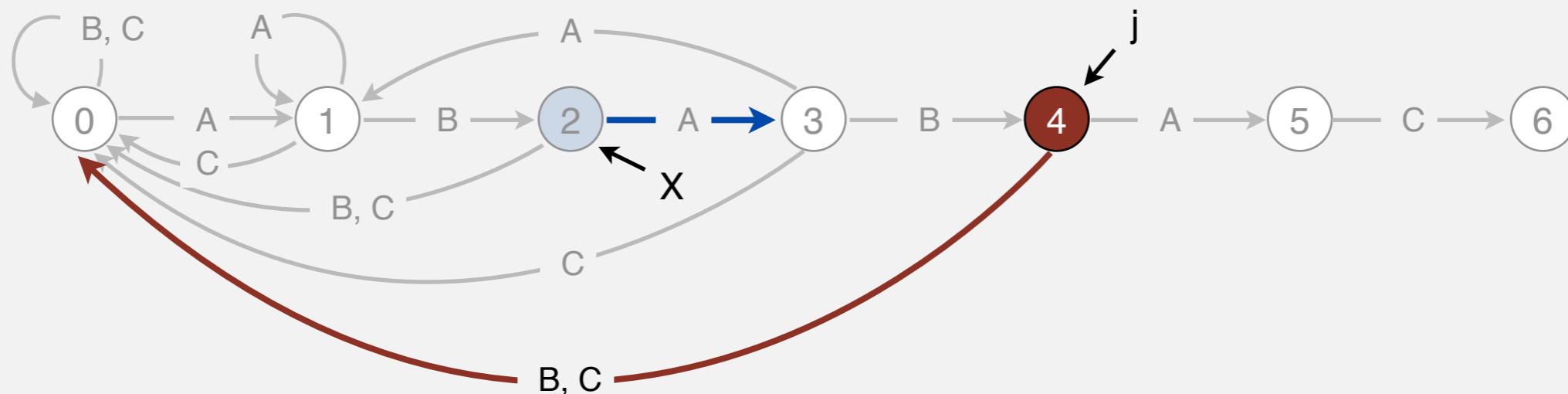
Knuth-Morris-Pratt construction (in linear time)

Mismatch transition. For each state j and char $c \neq \text{pat.charAt}(j)$, set $\text{dfa}[c][j] = \text{dfa}[c][x]$; then update $x = \text{dfa}[\text{pat.charAt}(j)][j]$.

$X = \text{simulation of B A B}$
↓

	0	1	2	3	4	5
$\text{pat.charAt}(j)$	A	B	A	B	A	C
A	1	1	3	1	5	
B	0	2	0	4		
C	0	0	0	0		6

Constructing the DFA for KMP substring search for A B A B A C



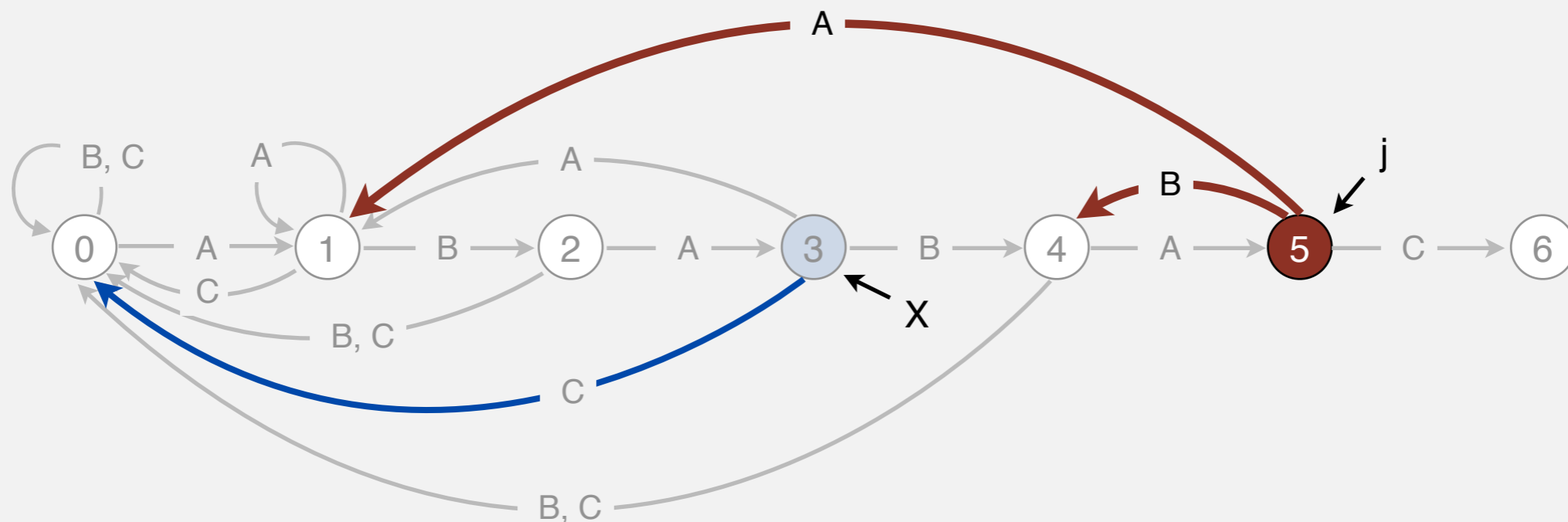
Knuth-Morris-Pratt construction (in linear time)

Mismatch transition. For each state j and char $c \neq \text{pat.charAt}(j)$, set $\text{dfa}[c][j] = \text{dfa}[c][x]$; then update $x = \text{dfa}[\text{pat.charAt}(j)][j]$.

X = simulation of B A B A
↓

	0	1	2	3	4	5
<code>pat.charAt(j)</code>	A	B	A	B	A	C
A	1	1	3	1	5	
B	0	2	0	4	0	
C	0	0	0	0	0	6

Constructing the DFA for KMP substring search for A B A B A C



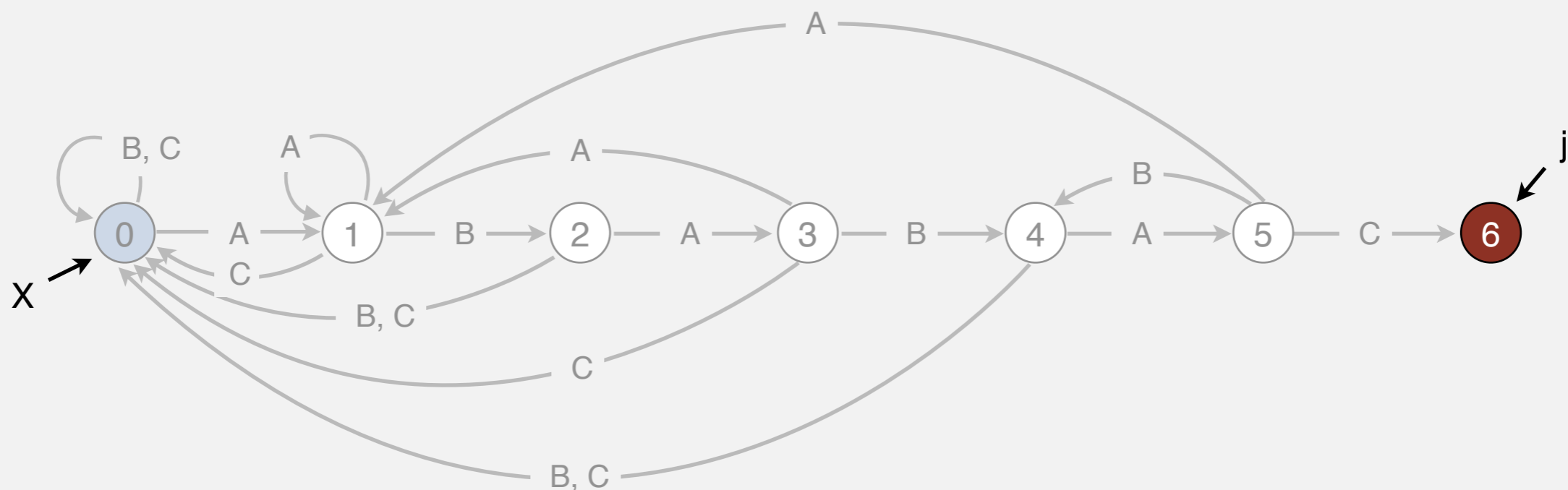
Knuth-Morris-Pratt construction (in linear time)

Mismatch transition. For each state j and char $c \neq \text{pat.charAt}(j)$, set $\text{dfa}[c][j] = \text{dfa}[c][x]$; then update $x = \text{dfa}[\text{pat.charAt}(j)][x]$.

$X = \text{simulation of B A B A C}$
↓

	0	1	2	3	4	5
$\text{pat.charAt}(j)$	A	B	A	B	A	C
A	1	1	3	1	5	1
B	0	2	0	4	0	4
C	0	0	0	0	0	6

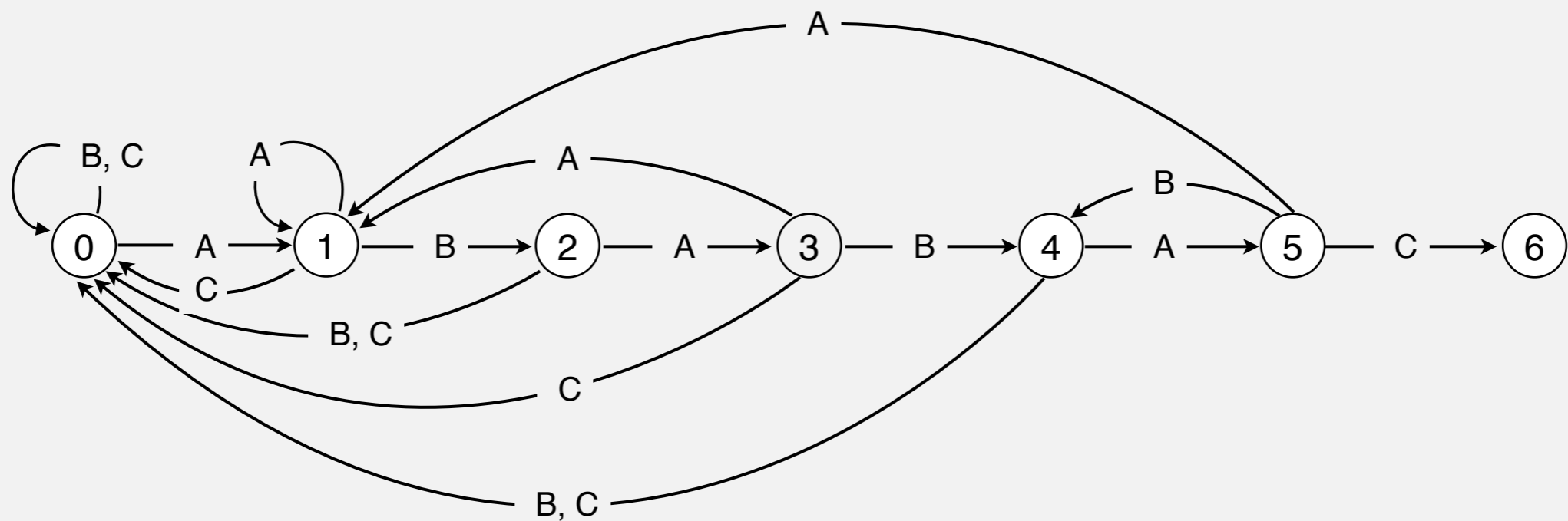
Constructing the DFA for KMP substring search for A B A B A C



Knuth-Morris-Pratt construction (in linear time)

	0	1	2	3	4	5	
pat.charAt(j)	A	B	A	B	A	C	
dfa[][j]	A	1	1	3	1	5	1
	B	0	2	0	4	0	4
	C	0	0	0	0	0	6

Constructing the DFA for KMP substring search for A B A B A C



Constructing the DFA for KMP substring search: Java implementation

For each state j :

- Copy `dfa[][X]` to `dfa[][j]` for mismatch case.
- Set `dfa[pat.charAt(j)][j]` to $j+1$ for match case.
- Update x .

```
public KMP(String pat)
{
    this.pat = pat;
    M = pat.length();
    dfa = new int[R][M];
    dfa[pat.charAt(0)][0] = 1;
    for (int X = 0, j = 1; j < M; j++)
    {
        for (int c = 0; c < R; c++)
            dfa[c][j] = dfa[c][X];
        dfa[pat.charAt(j)][j] = j+1;
        X = dfa[pat.charAt(j)][X];
    }
}
```

← copy mismatch cases

← set match case

← update restart state

Running time. M character accesses (but space proportional to $R M$).

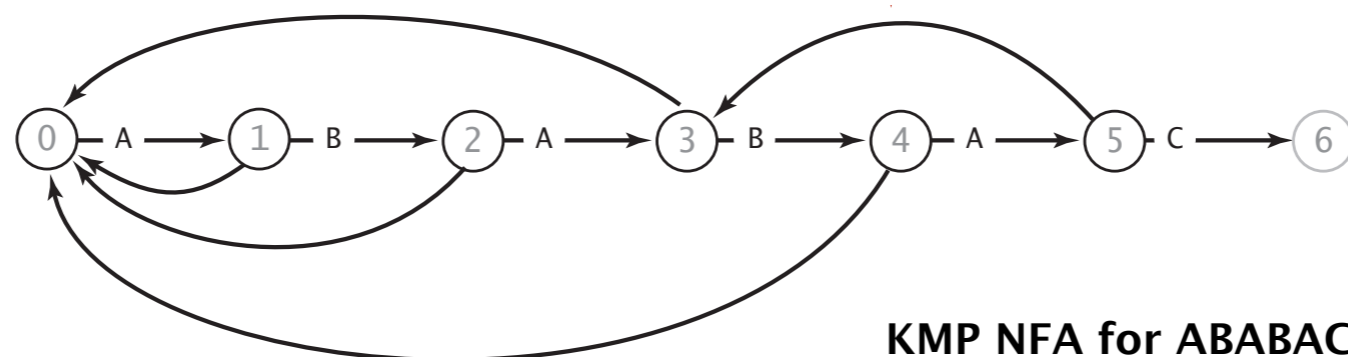
KMP substring search analysis

Proposition. KMP substring search accesses no more than $M + N$ chars to search for a pattern of length M in a text of length N .

Pf. Each pattern char accessed once when constructing the DFA; each text char accessed once (in the worst case) when simulating the DFA.

Proposition. KMP constructs $\text{dfa}[][]$ in time and space proportional to $R M$.

Larger alphabets. Improved version of KMP constructs $\text{nfa}[]$ in time and space proportional to M .



Knuth-Morris-Pratt: brief history

- Independently discovered by two theoreticians and a hacker.
 - Knuth: inspired by esoteric theorem, discovered linear-time algorithm
 - Pratt: made running time independent of alphabet size
 - Morris: built a text editor for the CDC 6400 computer
- Theory meets practice.

SIAM J. COMPUT.
Vol. 6, No. 2, June 1977

FAST PATTERN MATCHING IN STRINGS*

DONALD E. KNUTH[†], JAMES H. MORRIS, JR.[‡] AND VAUGHAN R. PRATT[¶]

Abstract. An algorithm is presented which finds all occurrences of one given string within another, in running time proportional to the sum of the lengths of the strings. The constant of proportionality is low enough to make this algorithm of practical use, and the procedure can also be extended to deal with some more general pattern-matching problems. A theoretical application of the algorithm shows that the set of concatenations of even palindromes, i.e., the language $\{\alpha\alpha^R\}^*$, can be recognized in linear time. Other algorithms which run even faster on the average are also considered.



Don Knuth



Jim Morris




Vaughan Pratt

SUBSTRING SEARCH

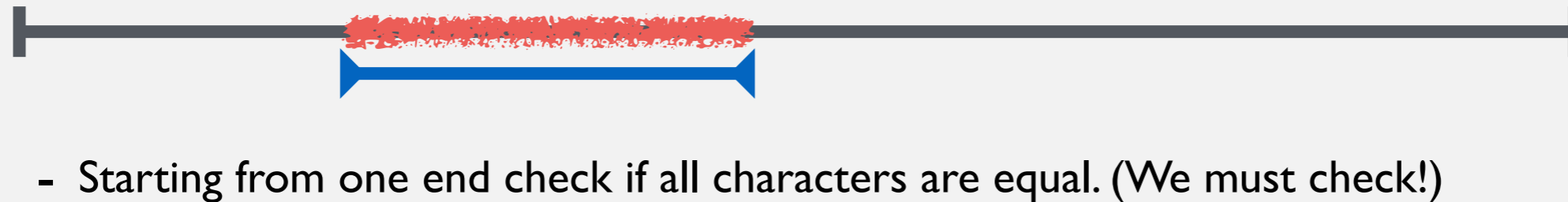
- ▶ Brute force
- ▶ Knuth-Morris-Pratt
- ▶ **Boyer-Moore**
- ▶ Rabin-Karp

Boyer Moore Intuition


- Scan the text with a window of M chars (length of pattern)



- Case 1: Scan Window is exactly on top of the searched pattern



- Case 2: Scan Window starts after the pattern starts.




Boyer Moore Intuition (2)

- Case 3: Scan Window starts before the pattern starts



- Case 4: Independent



- In case 4, simply shift window M characters
- Avoid Case 2
- Convert Case 3 to Case 1, by shifting appropriately

Boyer-Moore: mismatched character heuristic

Intuition.

- Scan characters in pattern from right to left.
- Can skip as many as M text chars when finding one not in the pattern.
 - First we check the character in index `pattern.length()-1`
 - It is N which is not E, so we know that first 5 characters is not a match. Shift text 5 characters
 - S != E so shift 5, E == E so we can check for the `pattern.length()-2`, L != N, skip 4.

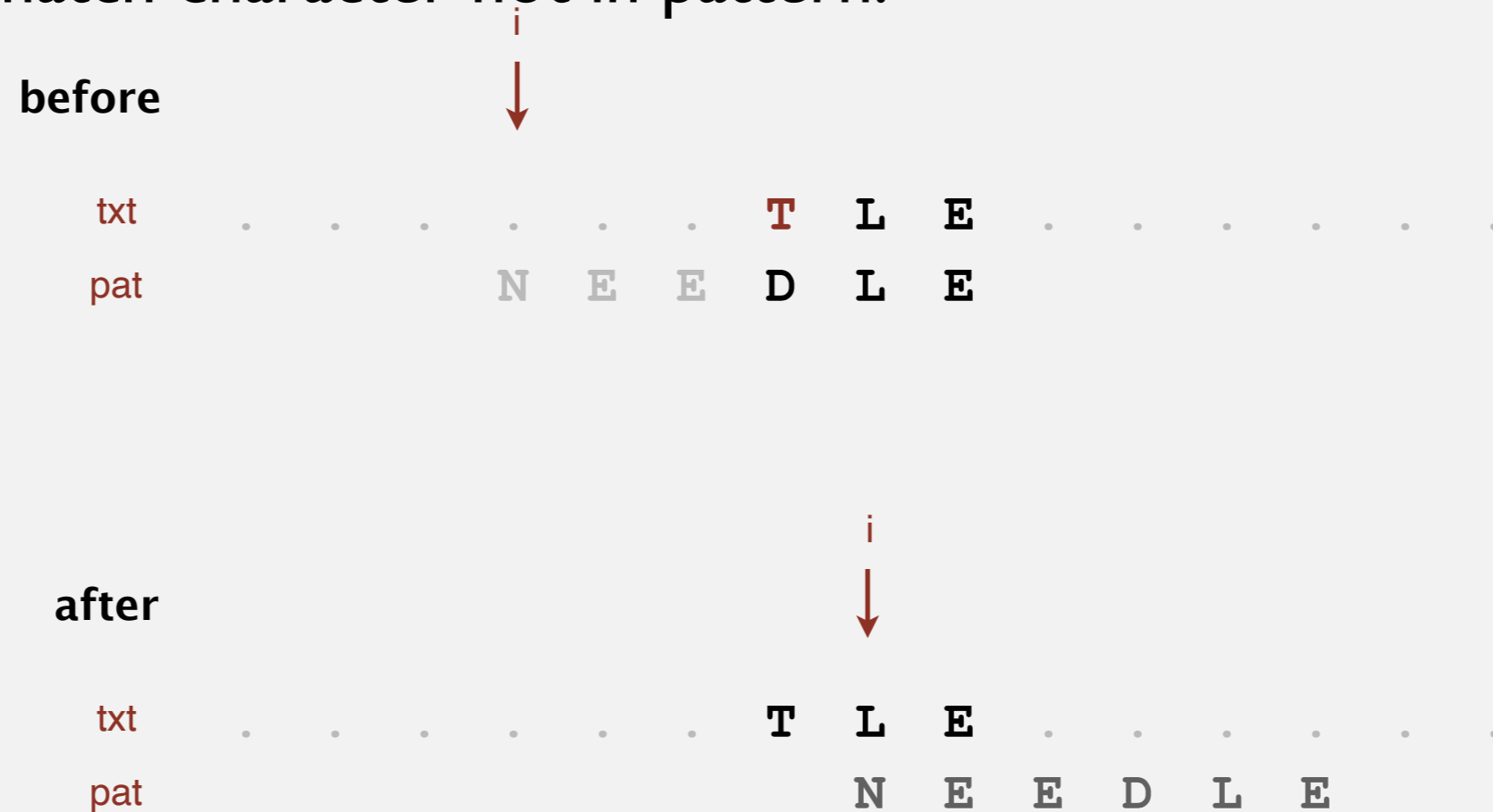
i	j	0	1	2	3	4	5	6	7	8	9	10	11	12	13	14	15	16	17	18	19	20	21	22	23
	<i>text</i> →	F	I	N	D	I	N	A	H	A	Y	S	T	A	C	K	N	E	E	D	L	E	I	N	A
0	5	N	E	E	D	L	E																		
5	5						N	E	E	D	L	E													
11	4											N	E	E	D	L	E								
15	0																N	E	E	D	L	E			

↖ *return i = 15*

Boyer-Moore: mismatched character heuristic

Q. How much to skip?

Case 1. Mismatch character not in pattern.



mismatch character 'T' not in pattern: increment i one character beyond 'T'

Boyer-Moore: mismatched character heuristic

Q. How much to skip?

Case 2a. Mismatch character in pattern.

before

txt	N	L	E
pat				N	E	E	D	L	E						

after

txt	N	L	E
pat							N	E	E	D	L	E			

mismatch character 'N' in pattern: align text 'N' with rightmost pattern 'N'

Boyer-Moore: mismatched character heuristic

Q. How much to skip?

Case 2b. Mismatch character in pattern (but heuristic no help).

before

txt	E	L	E
pat				N	E	E	D	L	E						

aligned with rightmost E?

txt	E	L	E
pat		N	E	E	D	L	E								

mismatch character 'E' in pattern: align text 'E' with rightmost pattern 'E' ?

Boyer-Moore: mismatched character heuristic

Q. How much to skip?

Case 2b. Mismatch character in pattern (but heuristic no help).

before

txt	E	L	E
pat				N	E	E	D	L	E						

after

txt	E	L	E
pat				N	E	E	D	L	E						

mismatch character 'E' in pattern: increment i by 1

Boyer-Moore: mismatched character heuristic

Q. How much to skip?

A. Precompute index of rightmost occurrence of character c in pattern (-1 if character not in pattern).

```
right = new int[R];
for (int c = 0; c < R; c++)
    right[c] = -1;
for (int j = 0; j < M; j++)
    right[pat.charAt(j)] = j;
```

<u>c</u>		N	E	E	D	L	E	<u>right[c]</u>
		0	1	2	3	4	5	
A	-1	-1	-1	-1	-1	-1	-1	-1
B	-1	-1	-1	-1	-1	-1	-1	-1
C	-1	-1	-1	-1	-1	-1	-1	-1
D	-1	-1	-1	-1	3	3	3	3
E	-1	-1	1	2	2	2	5	5
...								-1
L	-1	-1	-1	-1	-1	4	4	4
M	-1	-1	-1	-1	-1	-1	-1	-1
N	-1	0	0	0	0	0	0	0
...								-1

Boyer-Moore skip table computation

Boyer-Moore: Java implementation

```
public int search(String txt)
{
    int N = txt.length();
    int M = pat.length();
    int skip;
    for (int i = 0; i <= N-M; i += skip)
    {
        skip = 0;
        for (int j = M-1; j >= 0; j--)
        {
            if (pat.charAt(j) != txt.charAt(i+j))
            {
                skip = Math.max(1, j - right[txt.charAt(i+j)]);
                break;
            }
        }
        if (skip == 0) return i;
    }
    return N;
}
```

← compute skip value

← in case other term is nonpositive

← match

Another Example

SEARCH FOR: XXXX



If the window scan points to an unrecognised character, we can skip past that character. For this example, for the initial step we first match X at the end, when check for previous character (A) which is not in the string we skip 3 steps. The X at the end, we matched can still be the first character of the pattern, so we do not skip that.

Boyer-Moore: analysis

Property. Substring search with the Boyer-Moore mismatched character heuristic takes about $\sim N/M$ character compares to search for a pattern of length M in a text of length N . ← sublinear!

Worst-case. Can be as bad as $\sim MN$.

<i>i</i>	skip	0	1	2	3	4	5	6	7	8	9	
		<hr/>										
		txt →										
		B	B	B	B	B	B	B	B	B	B	B
0	0	A	B	B	B	B	← pat					
1	1		A	B	B	B	B					
2	1			A	B	B	B	B				
3	1				A	B	B	B	B			
4	1					A	B	B	B	B		
5	1						A	B	B	B	B	

Boyer-Moore variant. Can improve worst case to $\sim 3N$ by adding a KMP-like rule to guard against repetitive patterns.

SUBSTRING SEARCH

- ▶ Brute force
- ▶ Knuth-Morris-Pratt
- ▶ Boyer-Moore
- ▶ **Rabin-Karp**

Rabin-Karp fingerprint search

Basic idea = modular hashing.

- Compute a hash of pattern characters 0 to $M - 1$.
- For each i , compute a hash of text characters i to $M + i - 1$.
- If pattern hash = text substring hash, check for a match.

pat.charAt(i)					
i	0	1	2	3	4
	2	6	5	3	5
	% 997 = 613				

txt.charAt(i)																
i	0	1	2	3	4	5	6	7	8	9	10	11	12	13	14	15
	3	1	4	1	5	9	2	6	5	3	5	8	9	7	9	3
0	3	1	4	1	5	% 997 = 508										
1		1	4	1	5	9	% 997 = 201									
2			4	1	5	9	2	% 997 = 715								
3				1	5	9	2	6	% 997 = 971							
4					5	9	2	6	5	% 997 = 442						
5						9	2	6	5	3	% 997 = 929					
6							2	6	5	3	5	% 997 = 613				

match ↙

← *return i = 6*

Efficiently computing the hash function

Modular hash function. Using the notation t_i for `txt.charAt(i)`, we wish to compute

$$x_i = t_i R^{M-1} + t_{i+1} R^{M-2} + \dots + t_{i+M-1} R^0 \pmod{Q}$$

Intuition. M -digit, base- R integer, modulo Q .

Horner's method. Linear-time method to evaluate degree- M polynomial.

	<code>pat.charAt()</code>				
<u>i</u>	<u>0</u>	<u>1</u>	<u>2</u>	<u>3</u>	<u>4</u>
	2	6	5	3	5
0	2	% 997 = 2			
1	2	6	% 997 = (2*10 + 6) % 997 = 26		
2	2	6	5	% 997 = (26*10 + 5) % 997 = 265	
3	2	6	5	3	% 997 = (265*10 + 3) % 997 = 659
4	2	6	5	3	5 % 997 = (659*10 + 5) % 997 = 613

```
// Compute hash for M-digit key
private long hash(String key, int M)
{
    long h = 0;
    for (int j = 0; j < M; j++)
        h = (R * h + key.charAt(j)) % Q;
    return h;
}
```

Efficiently computing the hash function

Challenge. How to efficiently compute x_{i+1} given that we know x_i .

$$x_i = t_i R^{M-1} + t_{i+1} R^{M-2} + \dots + t_{i+M-1} R^0$$

$$x_{i+1} = t_{i+1} R^{M-1} + t_{i+2} R^{M-2} + \dots + t_{i+M} R^0$$

Key property. Can update hash function in constant time!

$$x_{i+1} = \underbrace{(x_i}_{\text{current value}} - \underbrace{t_i}_{\text{subtract leading digit}} R^{M-1}) \underbrace{R}_{\text{multiply by radix}} + \underbrace{t_{i+M}}_{\text{add new trailing digit}}$$

(can precompute R^{M-2})

<i>i</i>	...	2	3	4	5	6	7	...	
<i>current value</i>	1	4	1	5	9	2	6	5	↔ <i>text</i>
<i>new value</i>		4	1	5	9	2	6	5	
		4	1	5	9	2	<i>current value</i>		
	-	4	0	0	0	0			
			1	5	9	2	<i>subtract leading digit</i>		
				*	1	0	<i>multiply by radix</i>		
			1	5	9	2	0		
					+	6	<i>add new trailing digit</i>		
			1	5	9	2	6	<i>new value</i>	

Rabin-Karp substring search example

i	0	1	2	3	4	5	6	7	8	9	10	11	12	13	14	15
	3	1	4	1	5	9	2	6	5	3	5	8	9	7	9	3
0	3	% 997 = 3														
1	3	1	% 997 = (3*10 + 1) % 997 = 31													
2	3	1	4	% 997 = (31*10 + 4) % 997 = 314												
3	3	1	4	1	% 997 = (314*10 + 1) % 997 = 150											
4	3	1	4	1	5	% 997 = (150*10 + 5) % 997 = 508										
5		1	4	1	5	9	% 997 = ((508 + 3*(997 - 30))*10 + 9) % 997 = 201									
6			4	1	5	9	2	% 997 = ((201 + 1*(997 - 30))*10 + 2) % 997 = 715								
7				1	5	9	2	6	% 997 = ((715 + 4*(997 - 30))*10 + 6) % 997 = 971							
8					5	9	2	6	5	% 997 = ((971 + 1*(997 - 30))*10 + 5) % 997 = 442						
9						9	2	6	5	3	% 997 = ((442 + 5*(997 - 30))*10 + 3) % 997 = 929					
10	←						2	6	5	3	5	% 997 = ((929 + 9*(997 - 30))*10 + 5) % 997 = 613				

Q

RM R

match

return i-M+1 = 6

Rabin-Karp: Java implementation

```
public class RabinKarp
{
    private long patHash;    // pattern hash value
    private int M;          // pattern length
    private long Q;         // modulus
    private int R;          // radix
    private long RM;        // R^(M-1) % Q

    public RabinKarp(String pat) {
        M = pat.length();
        R = 256;
        Q = longRandomPrime();

        RM = 1;
        for (int i = 1; i <= M-1; i++)
            RM = (R * RM) % Q;
        patHash = hash(pat, M);
    }

    private long hash(String key, int M)
    { /* as before */ }

    public int search(String txt)
    { /* see next slide */ }
}
```

a large prime
(but avoid overflow)


precompute $R^{M-1} \pmod{Q}$

Rabin-Karp: Java implementation (continued)

Monte Carlo version. Return match if hash match.

```
public int search(String txt)
{
    int N = txt.length();
    int txtHash = hash(txt, M);
    if (patHash == txtHash) return 0;
    for (int i = M; i < N; i++)
    {
        txtHash = (txtHash + Q - RM*txt.charAt(i-M) % Q) % Q;
        txtHash = (txtHash*R + txt.charAt(i)) % Q;
        if (patHash == txtHash) return i - M + 1;
    }
    return N;
}
```

check for hash collision
using rolling hash function



Las Vegas version. Check for substring match if hash match;
continue search if false collision.

Rabin-Karp analysis

Theory. If Q is a sufficiently large random prime (about $M N^2$), then the probability of a false collision is about $1 / N$.


Practice. Choose Q to be a large prime (but not so large as to cause overflow). Under reasonable assumptions, probability of a collision is about $1 / Q$.

Monte Carlo version.

- Always runs in linear time.
- Extremely likely to return correct answer (but not always!).

Las Vegas version.

- Always returns correct answer.
- Extremely likely to run in linear time (but worst case is $M N$).



Rabin-Karp fingerprint search

Advantages.

- Extends to 2d patterns.
- Extends to finding multiple patterns.

Disadvantages.

- Arithmetic ops slower than char compares.
- Las Vegas version requires backup.
- Poor worst-case guarantee.

Substring search cost summary

Cost of searching for an M -character pattern in an N -character text.

algorithm	version	operation count		backup in input?	correct?	extra space
		guarantee	typical			
brute force	—	MN	$1.1 N$	<i>yes</i>	<i>yes</i>	1
Knuth-Morris-Pratt	<i>full DFA</i> (Algorithm 5.6)	$2 N$	$1.1 N$	<i>no</i>	<i>yes</i>	MR
	<i>mismatch</i> <i>transitions only</i>	$3 N$	$1.1 N$	<i>no</i>	<i>yes</i>	M
Boyer-Moore	<i>full algorithm</i>	$3 N$	N / M	<i>yes</i>	<i>yes</i>	R
	<i>mismatched char</i> <i>heuristic only</i> (Algorithm 5.7)	MN	N / M	<i>yes</i>	<i>yes</i>	R
Rabin-Karp [†]	<i>Monte Carlo</i> (Algorithm 5.8)	$7 N$	$7 N$	<i>no</i>	<i>yes</i> [†]	1
	<i>Las Vegas</i>	$7 N$ [†]	$7 N$	<i>yes</i>	<i>yes</i>	1

[†] probabilistic guarantee, with uniform hash function