

BBM 202 - ALGORITHMS



HACETTEPE UNIVERSITY

DEPT. OF COMPUTER ENGINEERING

ERKUT ERDEM

SHORTEST PATH

Apr. 17, 2014

Acknowledgement: The course slides are adapted from the slides prepared by R. Sedgwick and K. Wayne of Princeton University.

TODAY

- ▶ **Shortest Paths**
- ▶ **Edge-weighted digraph API**
- ▶ **Shortest-paths properties**
- ▶ **Dijkstra's algorithm**
- ▶ **Edge-weighted DAGs**
- ▶ **Negative weights**

SHORTEST PATHS

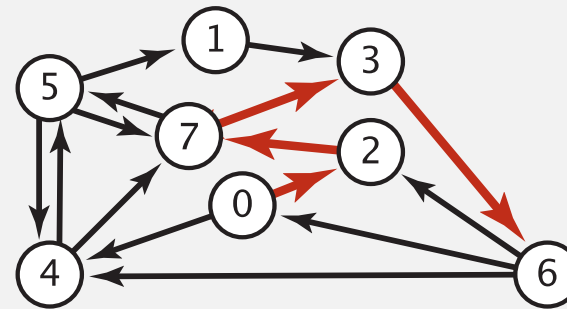
- ▶ Edge-weighted digraph API
- ▶ Shortest-paths properties
- ▶ Dijkstra's algorithm
- ▶ Edge-weighted DAGs
- ▶ Negative weights

Shortest paths in a weighted digraph

Given an edge-weighted digraph, find the shortest (directed) path from s to t .

edge-weighted digraph

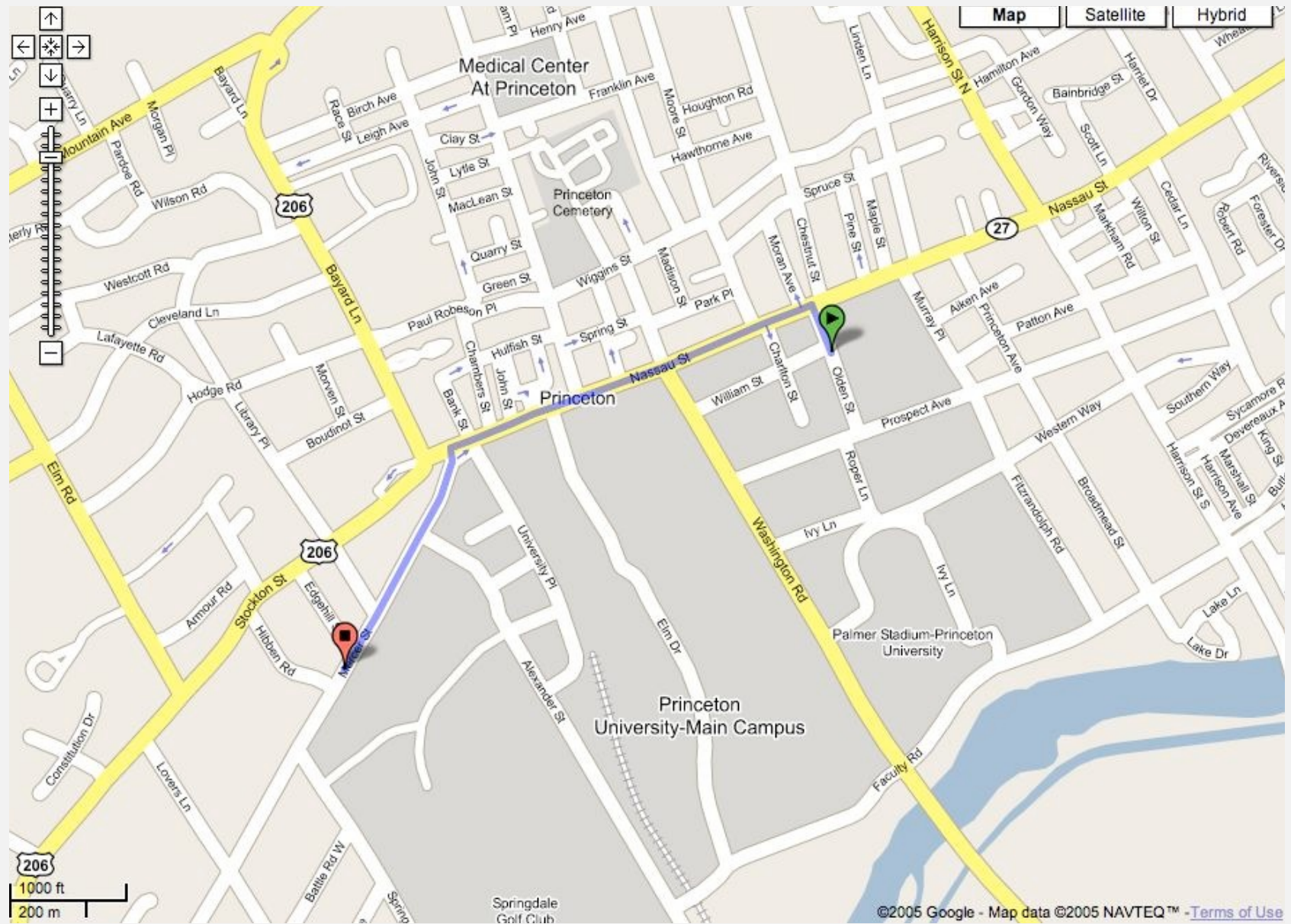
4→5	0.35
5→4	0.35
4→7	0.37
5→7	0.28
7→5	0.28
5→1	0.32
0→4	0.38
0→2	0.26
7→3	0.39
1→3	0.29
2→7	0.34
6→2	0.40
3→6	0.52
6→0	0.58
6→4	0.93



shortest path from 0 to 6

0→2	0.26
2→7	0.34
7→3	0.39
3→6	0.52

Google maps



Car navigation



Shortest path applications

- PERT/CPM.
- Map routing.
- Seam carving.
- Robot navigation.
- Texture mapping.
- Typesetting in TeX.
- Urban traffic planning.
- Optimal pipelining of VLSI chip.
- Telemarketer operator scheduling.
- Routing of telecommunications messages.
- Network routing protocols (OSPF, BGP, RIP).
- Exploiting arbitrage opportunities in currency exchange.
- Optimal truck routing through given traffic congestion pattern.



http://en.wikipedia.org/wiki/Seam_carving



Reference: Network Flows: Theory, Algorithms, and Applications, R. K. Ahuja, T. L. Magnanti, and J. B. Orlin, Prentice Hall, 1993.

Shortest path variants

Which vertices?

- Source-sink: from one vertex to another.
- **Single source**: from one vertex to every other.
- All pairs: between all pairs of vertices.

Restrictions on edge weights?

- Nonnegative weights.
- Arbitrary weights.
- Euclidean weights.

Cycles?

- No directed cycles.
- No "negative cycles."

Simplifying assumption. Shortest paths from s to each vertex v exist.

SHORTEST PATHS

- ▶ **Edge-weighted digraph API**
- ▶ Shortest-paths properties
- ▶ Dijkstra's algorithm
- ▶ Edge-weighted DAGs
- ▶ Negative weights

Weighted directed edge API

```
public class DirectedEdge
```

```
    DirectedEdge(int v, int w, double weight)    weighted edge v→w  
  
    int from()                                  vertex v  
  
    int to()                                    vertex w  
  
    double weight()                             weight of this edge  
  
    String toString()                           string representation
```



Idiom for processing an edge `e`: `int v = e.from(), w = e.to();`

Weighted directed edge: implementation in Java

Similar to `Edge` for undirected graphs, but a bit simpler.

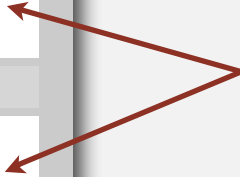
```
public class DirectedEdge
{
    private final int v, w;
    private final double weight;

    public DirectedEdge(int v, int w, double weight)
    {
        this.v = v;
        this.w = w;
        this.weight = weight;
    }

    public int from()
    { return v; }

    public int to()
    { return w; }

    public int weight()
    { return weight; }
}
```



`from()` and `to()` replace
`either()` and `other()`

Edge-weighted digraph API

```
public class EdgeWeightedDigraph
```

```
    EdgeWeightedDigraph(int V)    edge-weighted digraph with V vertices

    EdgeWeightedDigraph(In in)    edge-weighted digraph from input stream

    void addEdge(DirectedEdge e) add weighted directed edge e

    Iterable<DirectedEdge> adj(int v) edges pointing from v

    int V() number of vertices

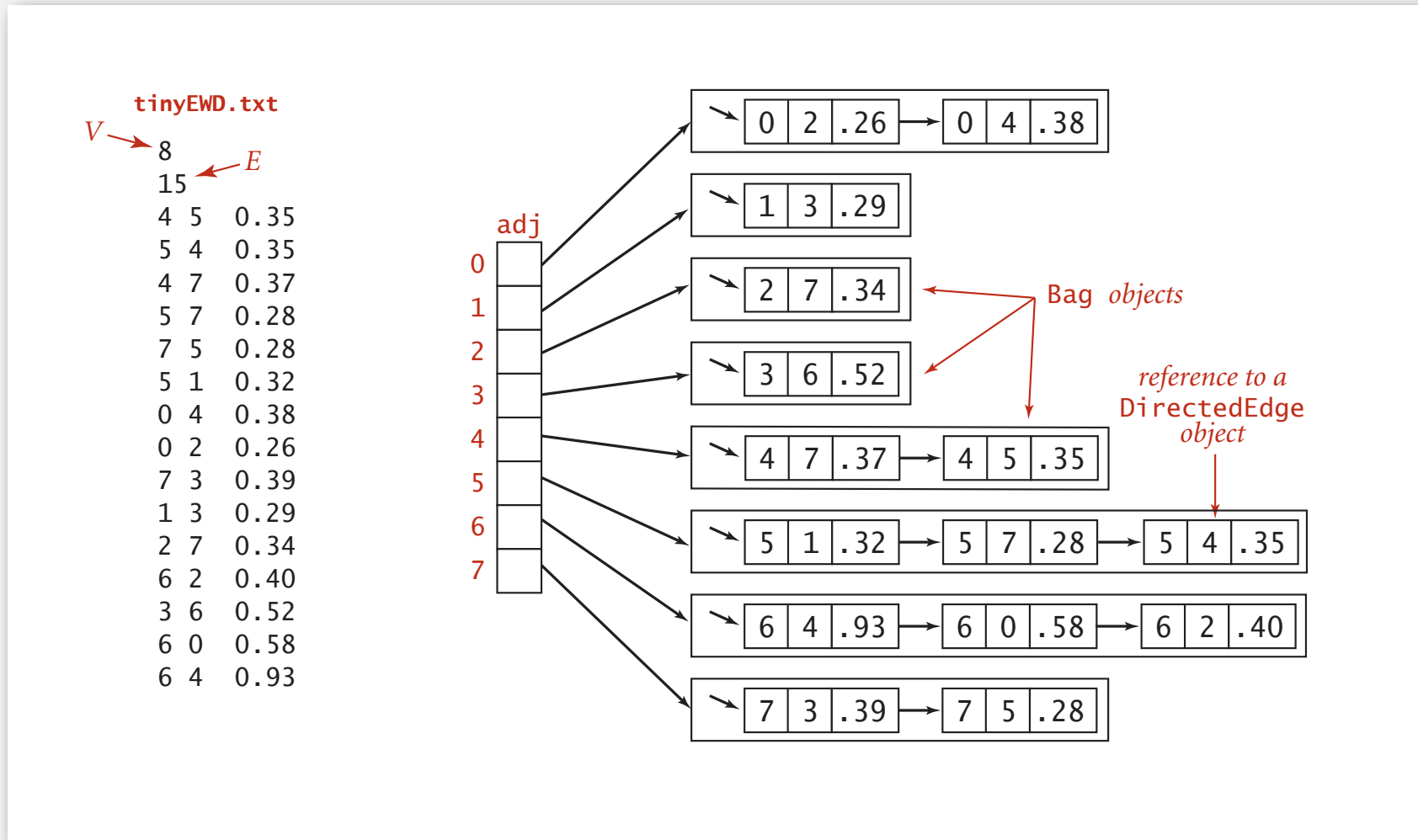
    int E() number of edges

    Iterable<DirectedEdge> edges() all edges

    String toString() string representation
```

Conventions. Allow self-loops and parallel edges.

Edge-weighted digraph: adjacency-lists representation



Edge-weighted digraph: adjacency-lists implementation in Java

Same as `EdgeWeightedGraph` except replace `Graph` with `Digraph`.

```
public class EdgeWeightedDigraph
{
    private final int V;
    private final Bag<Edge>[] adj;

    public EdgeWeightedDigraph(int V)
    {
        this.V = V;
        adj = (Bag<DirectedEdge>[]) new Bag[V];
        for (int v = 0; v < V; v++)
            adj[v] = new Bag<DirectedEdge>();
    }

    public void addEdge(DirectedEdge e)
    {
        int v = e.from();
        adj[v].add(e);
    }

    public Iterable<DirectedEdge> adj(int v)
    { return adj[v]; }
}
```

add edge $e = v \rightarrow w$ only to
 v 's adjacency list

Single-source shortest paths API

Goal. Find the shortest path from s to every other vertex.

```
public class SP
```

```
    SP(EdgeWeightedDigraph G, int s)    shortest paths from s in graph G
```

```
    double distTo(int v)                length of shortest path from s to v
```

```
    Iterable <DirectedEdge> pathTo(int v)    shortest path from s to v
```

```
    boolean hasPathTo(int v)            is there a path from s to v?
```

```
SP sp = new SP(G, s);
for (int v = 0; v < G.V(); v++)
{
    StdOut.printf("%d to %d (%.2f): ", s, v, sp.distTo(v));
    for (DirectedEdge e : sp.pathTo(v))
        StdOut.print(e + " ");
    StdOut.println();
}
```

Single-source shortest paths API

Goal. Find the shortest path from s to every other vertex.

```
public class SP
```

```
    SP(EdgeWeightedDigraph G, int s) shortest paths from s in graph G
```

```
    double distTo(int v) length of shortest path from s to v
```

```
    Iterable <DirectedEdge> pathTo(int v) shortest path from s to v
```

```
    boolean hasPathTo(int v) is there a path from s to v?
```

```
% java SP tinyEWD.txt 0
0 to 0 (0.00):
0 to 1 (1.05): 0->4 0.38 4->5 0.35 5->1 0.32
0 to 2 (0.26): 0->2 0.26
0 to 3 (0.99): 0->2 0.26 2->7 0.34 7->3 0.39
0 to 4 (0.38): 0->4 0.38
0 to 5 (0.73): 0->4 0.38 4->5 0.35
0 to 6 (1.51): 0->2 0.26 2->7 0.34 7->3 0.39 3->6 0.52
0 to 7 (0.60): 0->2 0.26 2->7 0.34
```


SHORTEST PATHS

- ▶ Edge-weighted digraph API
- ▶ **Shortest-paths properties**
- ▶ Dijkstra's algorithm
- ▶ Edge-weighted DAGs
- ▶ Negative weights

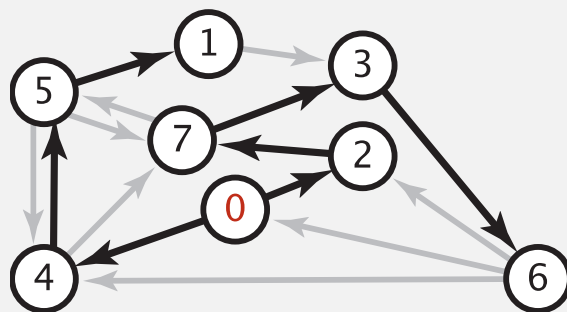
Data structures for single-source shortest paths

Goal. Find the shortest path from s to every other vertex.

Observation. A **shortest-paths tree** (SPT) solution exists. Why?

Consequence. Can represent the SPT with two vertex-indexed arrays:

- `distTo[v]` is length of shortest path from s to v .
- `edgeTo[v]` is last edge on shortest path from s to v .



shortest-paths tree from 0

Data structures for single-source shortest paths

Goal. Find the shortest path from s to every other vertex.

Observation. A **shortest-paths tree** (SPT) solution exists. Why?

Consequence. Can represent the SPT with two vertex-indexed arrays:

- `distTo[v]` is length of shortest path from s to v .
- `edgeTo[v]` is last edge on shortest path from s to v .

```
public double distTo(int v)
{ return distTo[v]; }
```

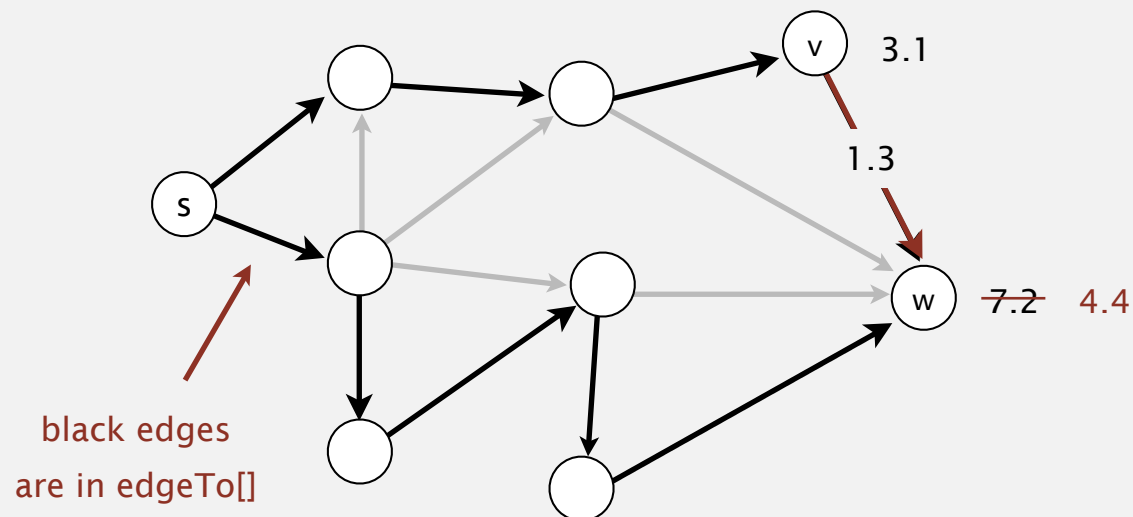
```
public Iterable<DirectedEdge> pathTo(int v)
{
    Stack<DirectedEdge> path = new Stack<DirectedEdge>();
    for (DirectedEdge e = edgeTo[v]; e != null; e = edgeTo[e.from()])
        path.push(e);
    return path;
}
```

Edge relaxation

Relax edge $e = v \rightarrow w$.

- $\text{distTo}[v]$ is length of shortest **known** path from s to v .
- $\text{distTo}[w]$ is length of shortest **known** path from s to w .
- $\text{edgeTo}[w]$ is last edge on shortest **known** path from s to w .
- If $e = v \rightarrow w$ gives shorter path to w through v , update $\text{distTo}[w]$ and $\text{edgeTo}[w]$.

$v \rightarrow w$ successfully relaxes



Edge relaxation

Relax edge $e = v \rightarrow w$.

- `distTo[v]` is length of shortest **known** path from s to v .
- `distTo[w]` is length of shortest **known** path from s to w .
- `edgeTo[w]` is last edge on shortest **known** path from s to w .
- If $e = v \rightarrow w$ gives shorter path to w through v ,
update `distTo[w]` and `edgeTo[w]`.

```
private void relax(DirectedEdge e)
{
    int v = e.from(), w = e.to();
    if (distTo[w] > distTo[v] + e.weight())
    {
        distTo[w] = distTo[v] + e.weight();
        edgeTo[w] = e;
    }
}
```

Shortest-paths optimality conditions

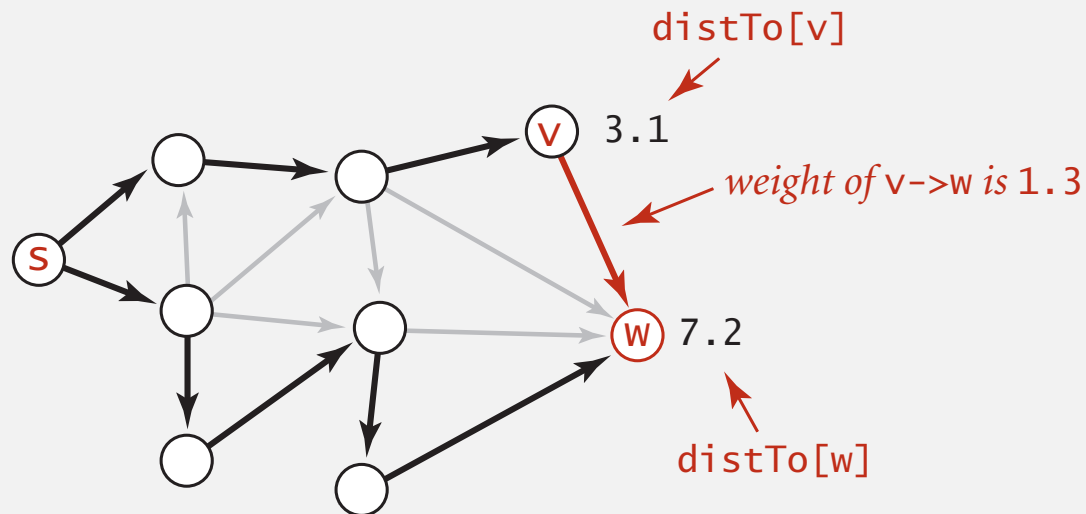
Proposition. Let G be an edge-weighted digraph.

Then $\text{distTo}[\]$ are the shortest path distances from s iff:

- For each vertex v , $\text{distTo}[v]$ is the length of some path from s to v .
- For each edge $e = v \rightarrow w$, $\text{distTo}[w] \leq \text{distTo}[v] + e.\text{weight}()$.

Pf. \Leftarrow [necessary]

- Suppose that $\text{distTo}[w] > \text{distTo}[v] + e.\text{weight}()$ for some edge $e = v \rightarrow w$.
- Then, e gives a path from s to w (through v) of length less than $\text{distTo}[w]$.



Shortest-paths optimality conditions

Proposition. Let G be an edge-weighted digraph.

Then $\text{distTo}[\]$ are the shortest path distances from s iff:

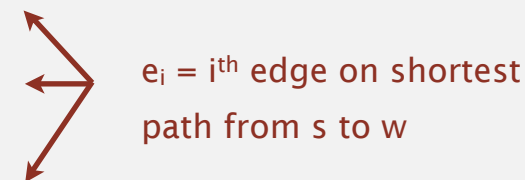
- For each vertex v , $\text{distTo}[v]$ is the length of some path from s to v .
- For each edge $e = v \rightarrow w$, $\text{distTo}[w] \leq \text{distTo}[v] + e.\text{weight}()$.

Pf. \Rightarrow [sufficient]

- Suppose that $s = v_0 \rightarrow v_1 \rightarrow v_2 \rightarrow \dots \rightarrow v_k = w$ is a shortest path from s to w .

- Then,

$$\begin{aligned} \text{distTo}[v_1] &\leq \text{distTo}[v_0] + e_1 \\ \text{distTo}[v_2] &\leq \text{distTo}[v_1] + e_2 \\ &\dots \end{aligned}$$



- Add inequalities; simplify; and substitute $\text{distTo}[v_0] = \text{distTo}[s] = 0$:

$$\text{distTo}[w] = \text{distTo}[v_k] \leq \underbrace{e_k.\text{weight}() + e_{k-1}.\text{weight}() + \dots + e_1.\text{weight}()}_{\text{weight of shortest path from } s \text{ to } w}$$

- Thus, $\text{distTo}[w]$ is the weight of shortest path to w . ■

weight of some path from s to w

Generic shortest-paths algorithm

Generic algorithm (to compute SPT from s)

Initialize $\text{distTo}[s] = 0$ and $\text{distTo}[v] = \infty$ for all other vertices.

Repeat until optimality conditions are satisfied:

- Relax any edge.
-

Proposition. Generic algorithm computes SPT (if it exists) from s .

Pf sketch.

- Throughout algorithm, $\text{distTo}[v]$ is the length of a simple path from s to v (and $\text{edgeTo}[v]$ is last edge on path).
- Each successful relaxation decreases $\text{distTo}[v]$ for some v .
- The entry $\text{distTo}[v]$ can decrease at most a finite number of times. ■

Generic shortest-paths algorithm

Generic algorithm (to compute SPT from s)

Initialize $\text{distTo}[s] = 0$ and $\text{distTo}[v] = \infty$ for all other vertices.

Repeat until optimality conditions are satisfied:

- Relax any edge.
-

Efficient implementations. How to choose which edge to relax?

Ex 1. Dijkstra's algorithm (nonnegative weights).

Ex 2. Topological sort algorithm (no directed cycles).

Ex 3. Bellman-Ford algorithm (no negative cycles).

SHORTEST PATHS

- ▶ Edge-weighted digraph API
- ▶ Shortest-paths properties
- ▶ **Dijkstra's algorithm**
- ▶ Edge-weighted DAGs
- ▶ Negative weights

Edsger W. Dijkstra: select quotes

“ Do only what only you can do. ”

“ In their capacity as a tool, computers will be but a ripple on the surface of our culture. In their capacity as intellectual challenge, they are without precedent in the cultural history of mankind. ”

“ The use of COBOL cripples the mind; its teaching should, therefore, be regarded as a criminal offence. ”

“ It is practically impossible to teach good programming to students that have had a prior exposure to BASIC: as potential programmers they are mentally mutilated beyond hope of regeneration. ”

“ APL is a mistake, carried through to perfection. It is the language of the future for the programming techniques of the past: it creates a new generation of coding bums. ”

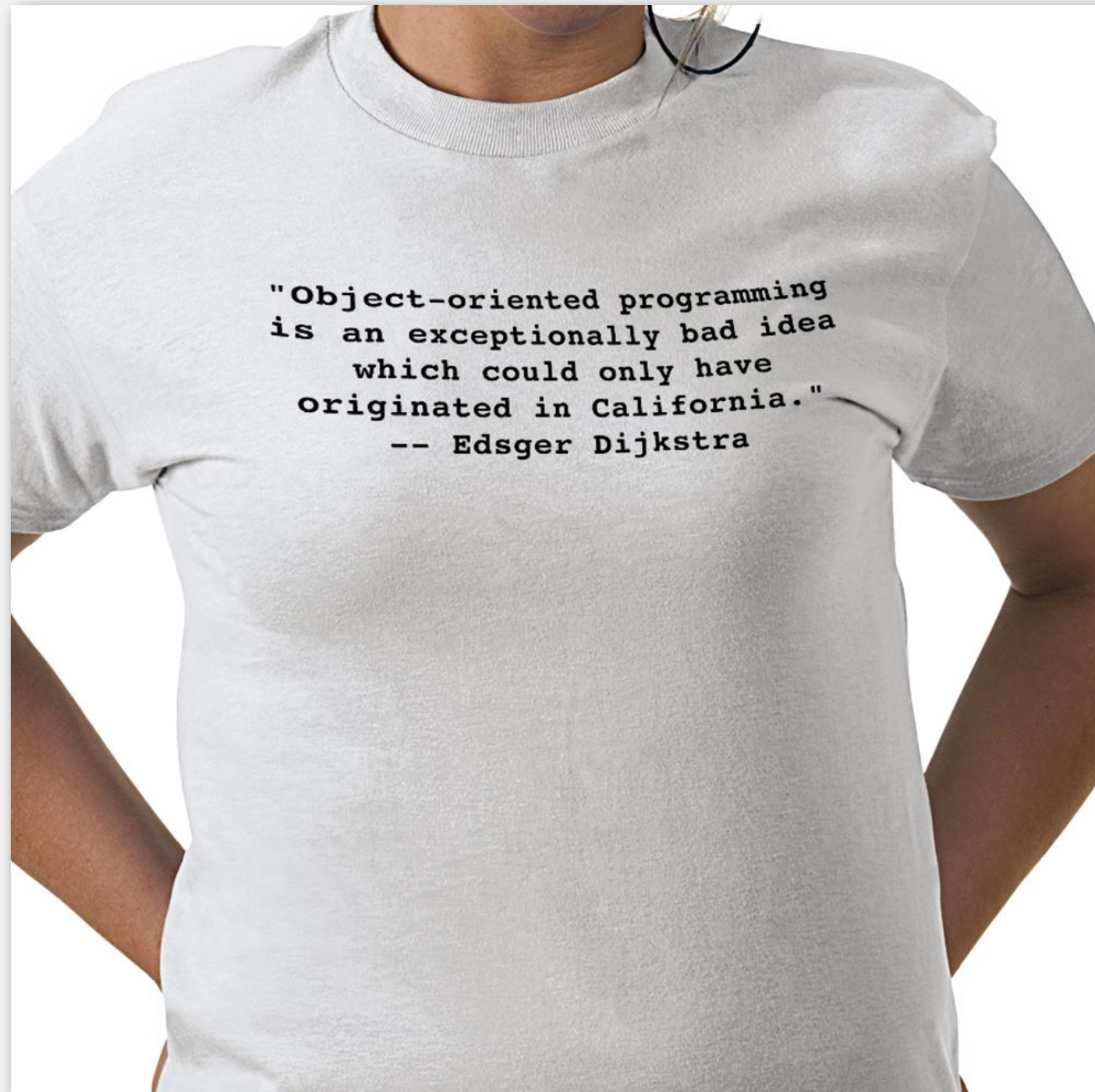


Edsger W. Dijkstra

Turing award 1972

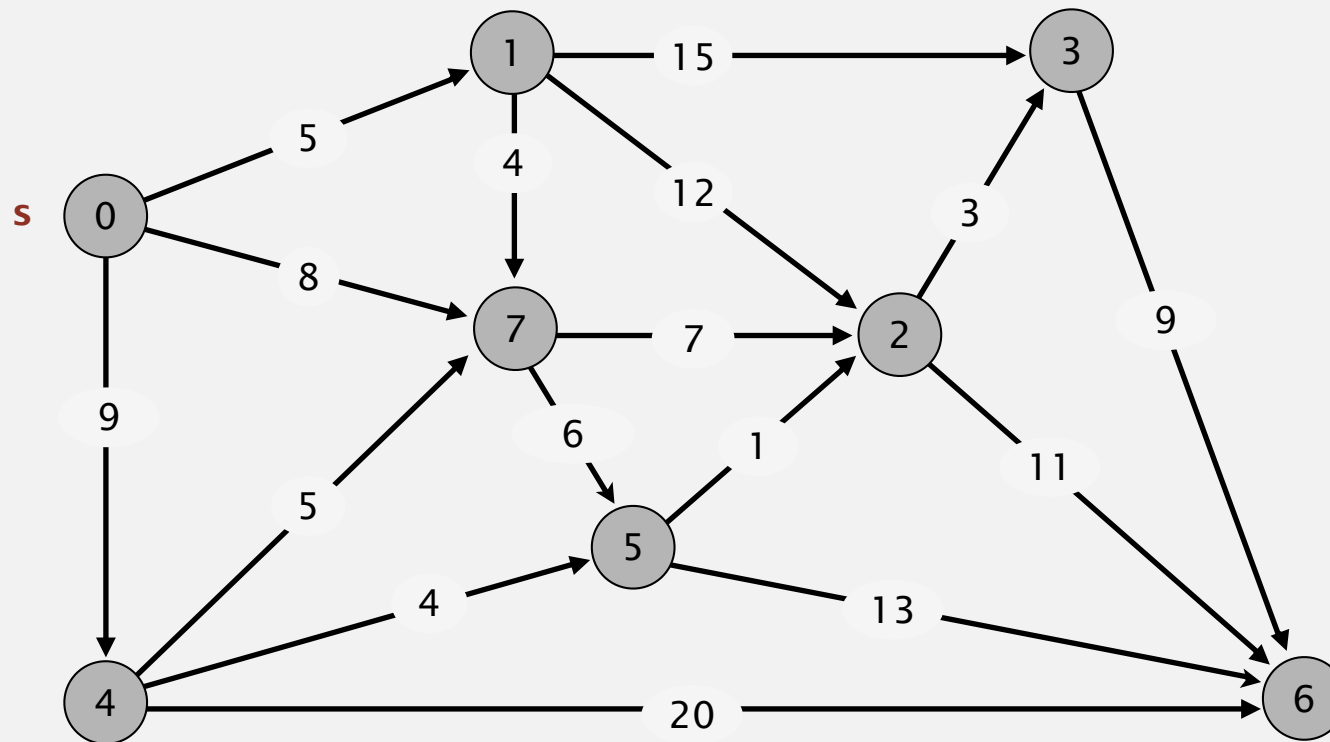
www.cs.utexas.edu/users/EWD

Edsger W. Dijkstra: select quotes



Dijkstra's algorithm

- Consider vertices in increasing order of distance from s (non-tree vertex with the lowest `distTo[]` value).
- Add vertex to tree and relax all edges incident from that vertex.

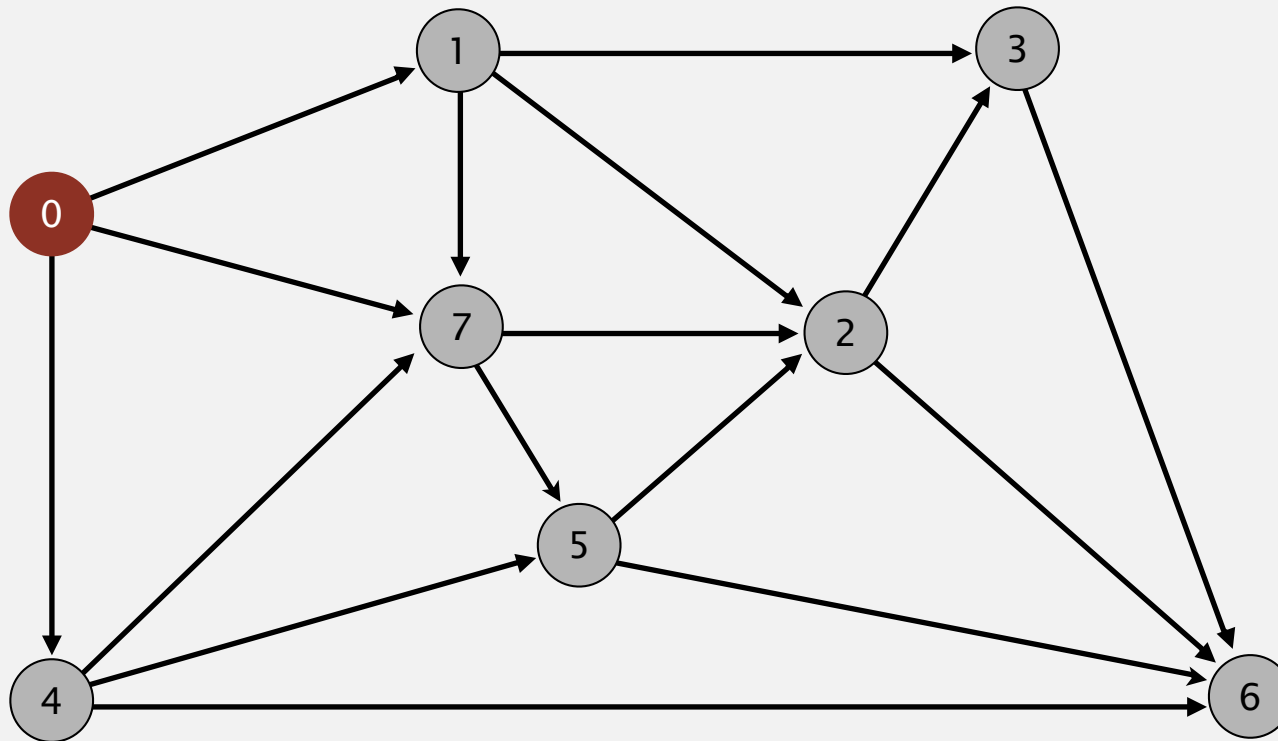


an edge-weighted digraph

0→1	5.0
0→4	9.0
0→7	8.0
1→2	12.0
1→3	15.0
1→7	4.0
2→3	3.0
2→6	11.0
3→6	9.0
4→5	4.0
4→6	20.0
4→7	5.0
5→2	1.0
5→6	13.0
7→5	6.0
7→2	7.0

Dijkstra's algorithm

- Consider vertices in increasing order of distance from s (non-tree vertex with the lowest `distTo[]` value).
- Add vertex to tree and relax all edges incident from that vertex.

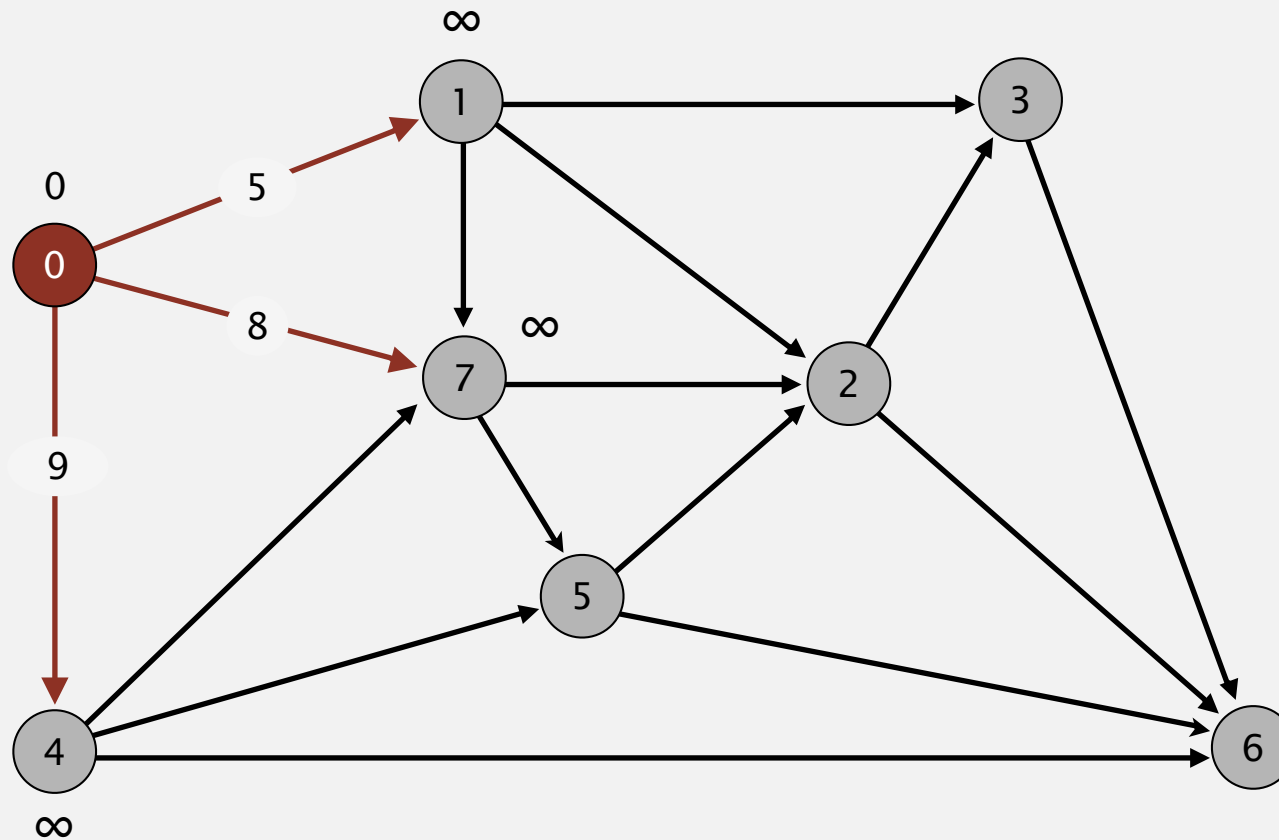


v	<code>distTo[]</code>	<code>edgeTo[]</code>
→ 0	0.0	-
1		
2		
3		
4		
5		
6		
7		

choose source vertex 0

Dijkstra's algorithm

- Consider vertices in increasing order of distance from s (non-tree vertex with the lowest `distTo[]` value).
- Add vertex to tree and relax all edges incident from that vertex.

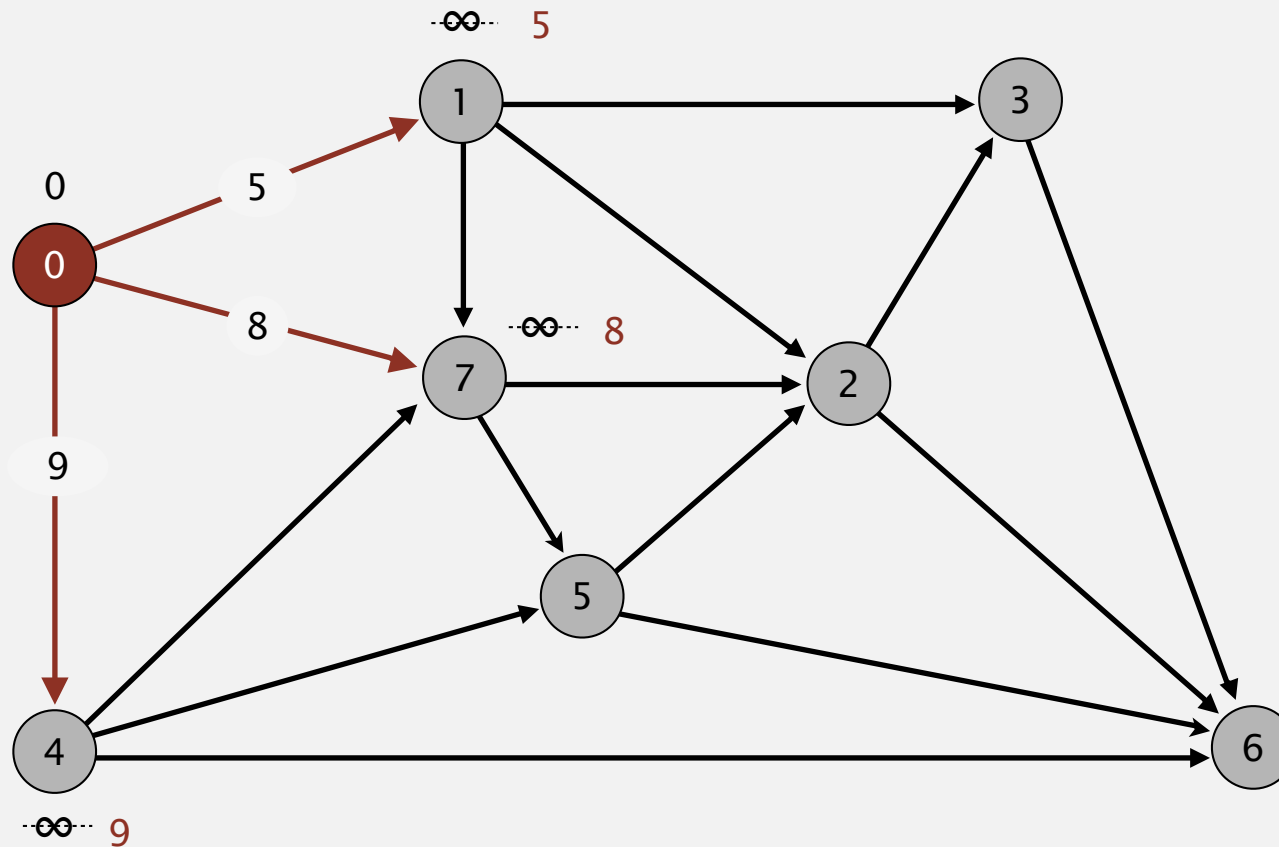


v	<code>distTo[]</code>	<code>edgeTo[]</code>
→ 0	0.0	-
1		
2		
3		
4		
5		
6		
7		

relax all edges incident from 0

Dijkstra's algorithm

- Consider vertices in increasing order of distance from s (non-tree vertex with the lowest $\text{distTo}[]$ value).
- Add vertex to tree and relax all edges incident from that vertex.

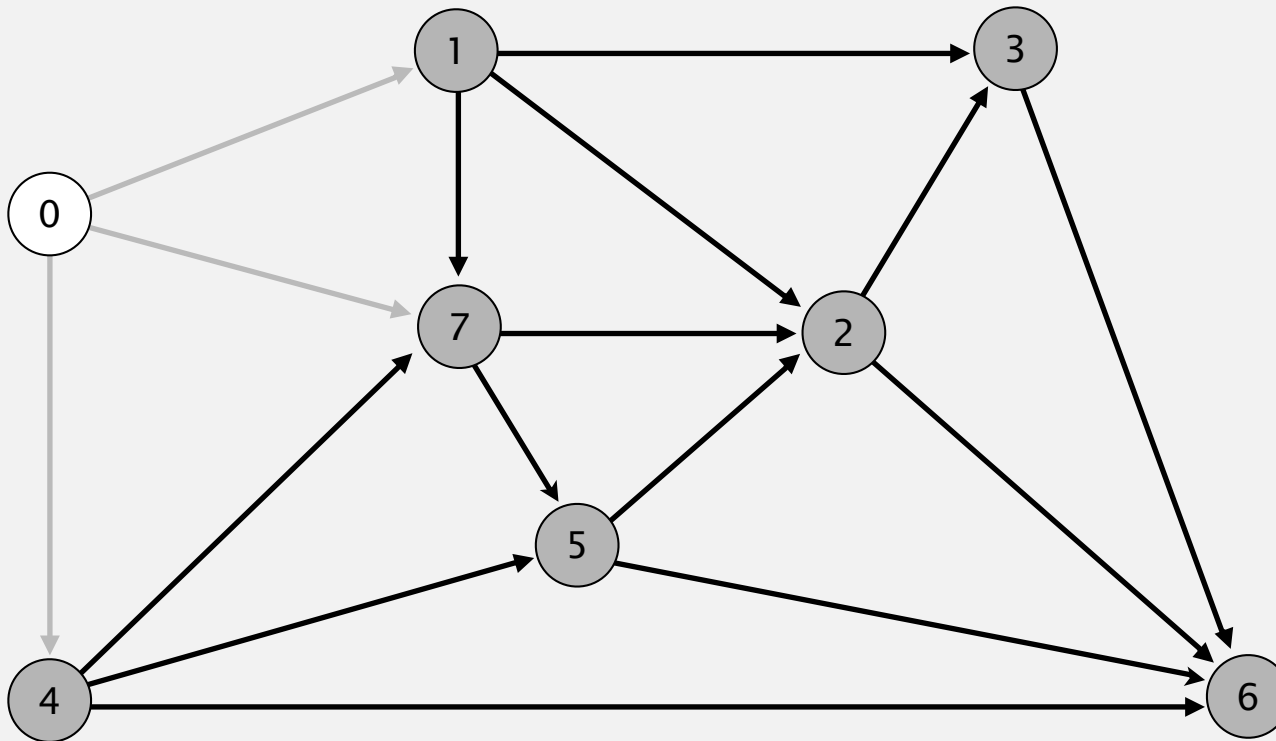


v	$\text{distTo}[]$	$\text{edgeTo}[]$
0	0.0	-
1	5.0	0→1
2		
3		
4	9.0	0→4
5		
6		
7	8.0	0→7

relax all edges incident from 0

Dijkstra's algorithm

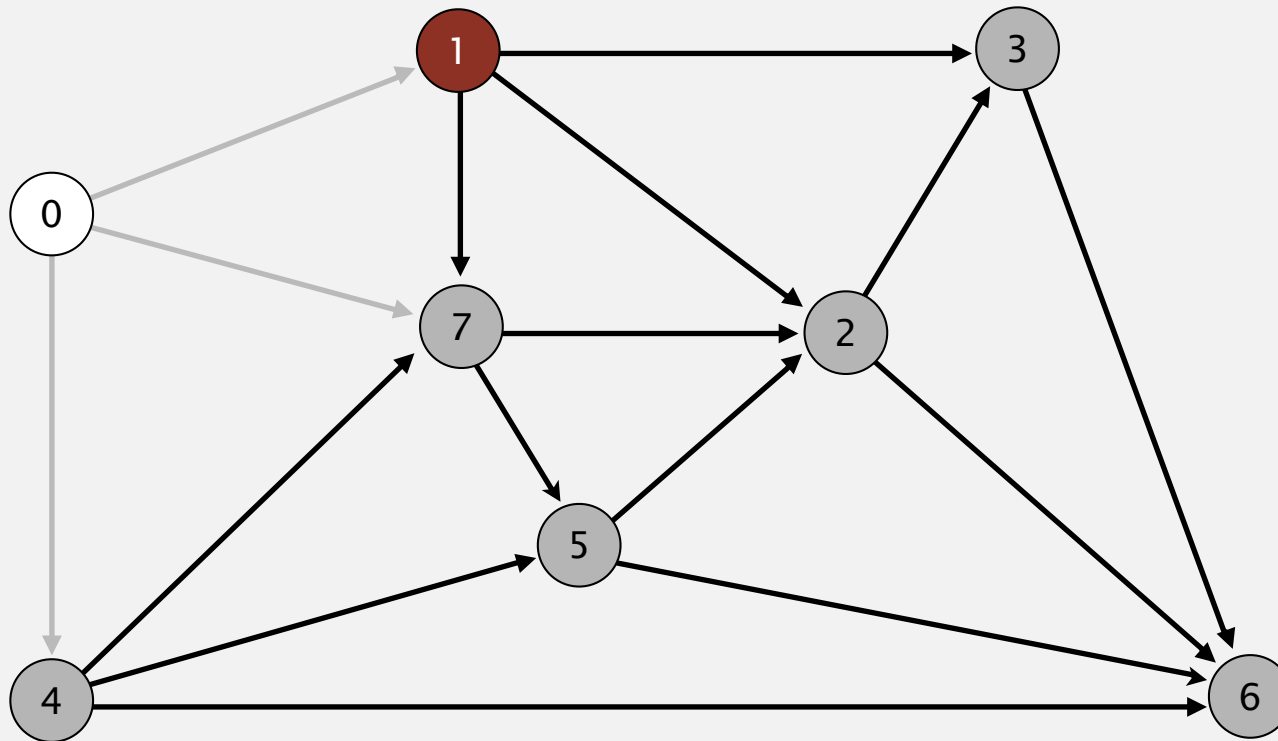
- Consider vertices in increasing order of distance from s (non-tree vertex with the lowest `distTo[]` value).
- Add vertex to tree and relax all edges incident from that vertex.



<code>v</code>	<code>distTo[]</code>	<code>edgeTo[]</code>
0	0.0	-
1	5.0	0→1
2		
3		
4	9.0	0→4
5		
6		
7	8.0	0→7

Dijkstra's algorithm

- Consider vertices in increasing order of distance from s (non-tree vertex with the lowest `distTo[]` value).
- Add vertex to tree and relax all edges incident from that vertex.

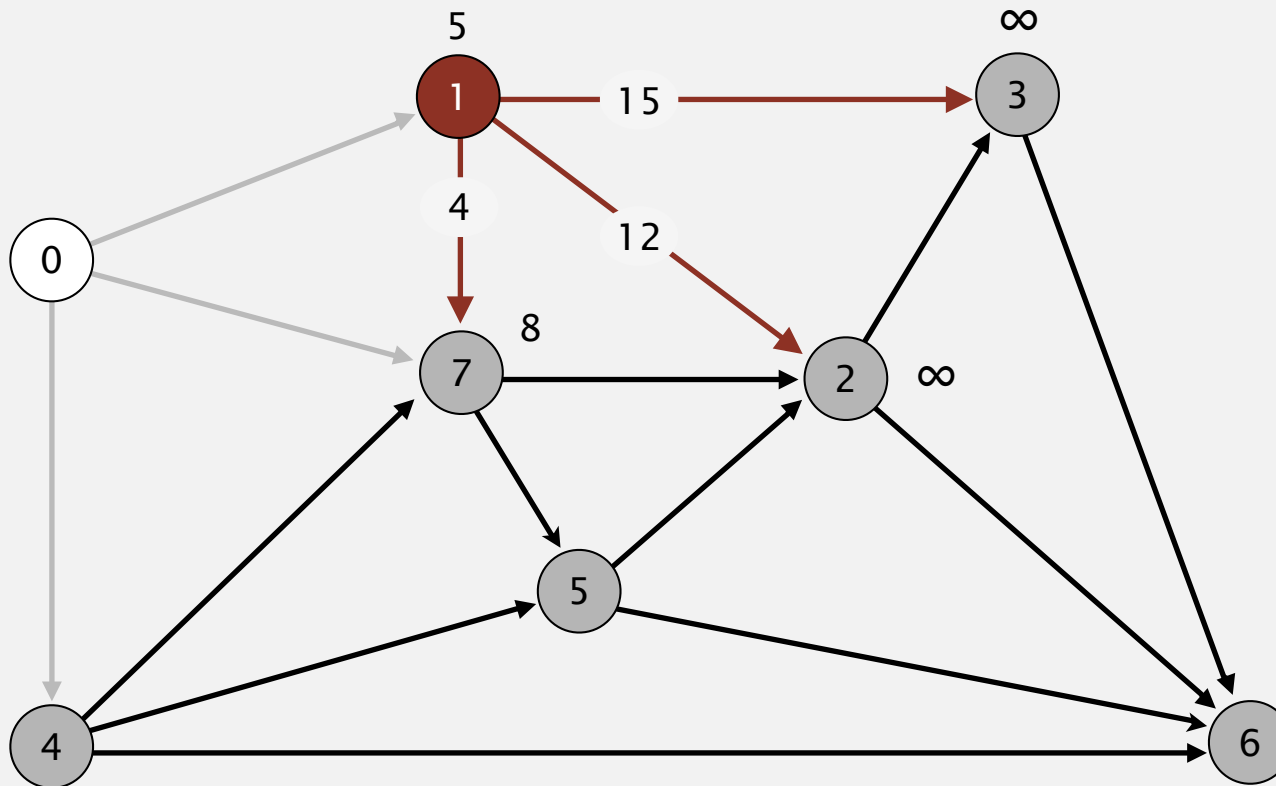


v	<code>distTo[]</code>	<code>edgeTo[]</code>
0	0.0	-
→ 1	5.0	0→1
2		
3		
4	9.0	0→4
5		
6		
7	8.0	0→7

choose vertex 1

Dijkstra's algorithm

- Consider vertices in increasing order of distance from s (non-tree vertex with the lowest $\text{distTo}[]$ value).
- Add vertex to tree and relax all edges incident from that vertex.

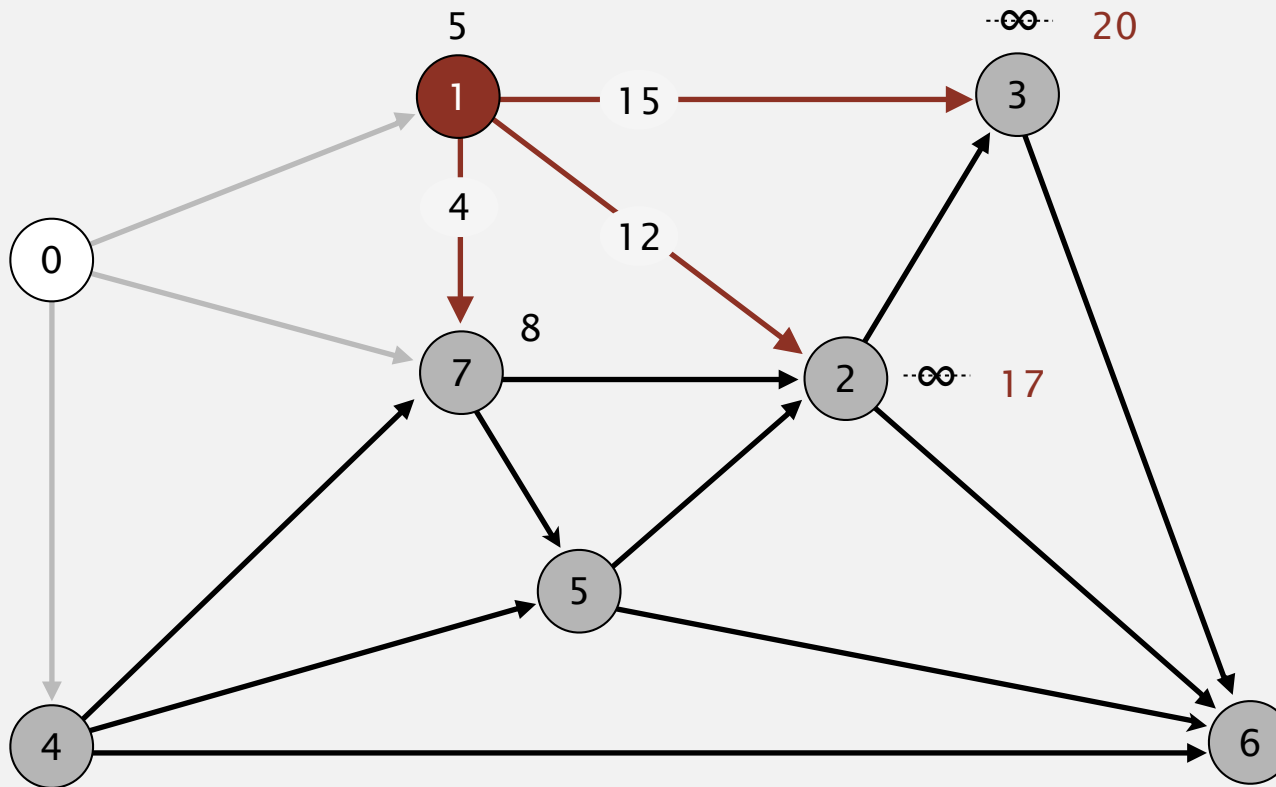


v	$\text{distTo}[]$	$\text{edgeTo}[]$
0	0.0	-
→ 1	5.0	0→1
2		
3		
4	9.0	0→4
5		
6		
7	8.0	0→7

relax all edges incident from 1

Dijkstra's algorithm

- Consider vertices in increasing order of distance from s (non-tree vertex with the lowest $\text{distTo}[]$ value).
- Add vertex to tree and relax all edges incident from that vertex.

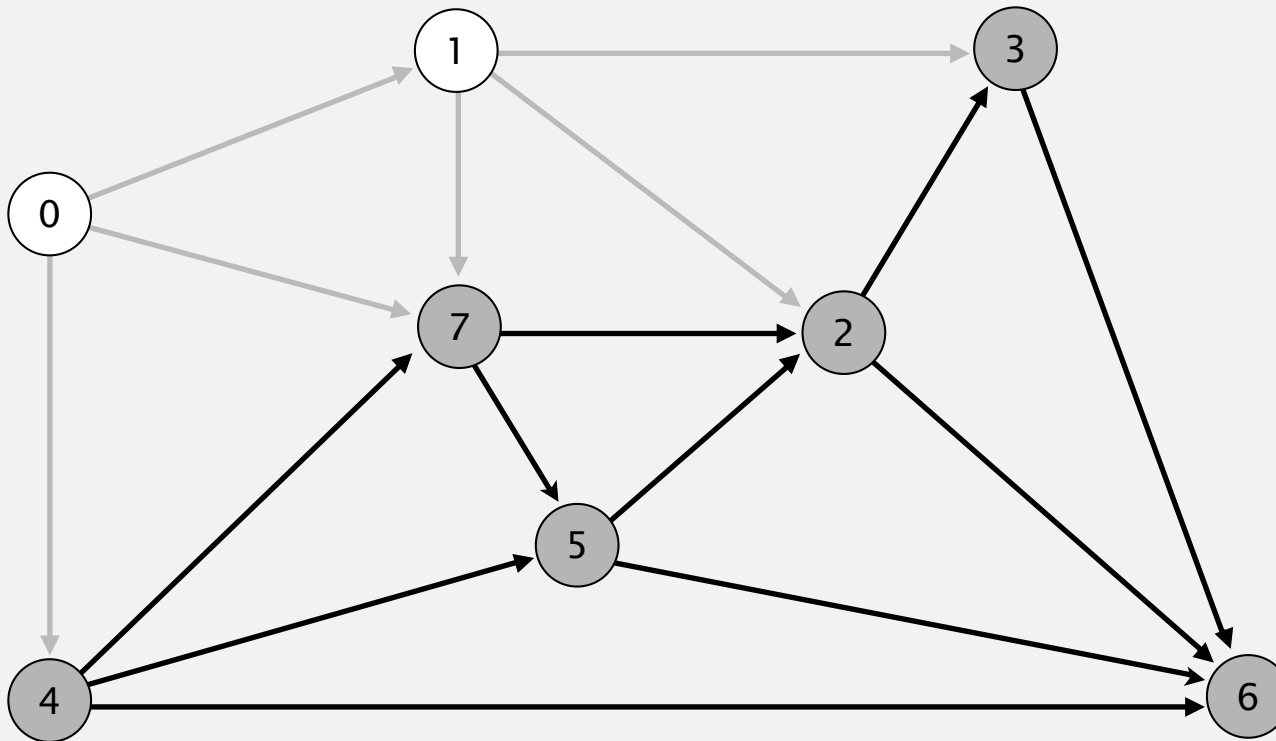


v	$\text{distTo}[]$	$\text{edgeTo}[]$
0	0.0	-
→ 1	5.0	0→1
2	17.0	1→2
3	20.0	1→3
4	9.0	0→4
5		
6		
7	8.0 ✓	0→7

relax all edges incident from 1

Dijkstra's algorithm

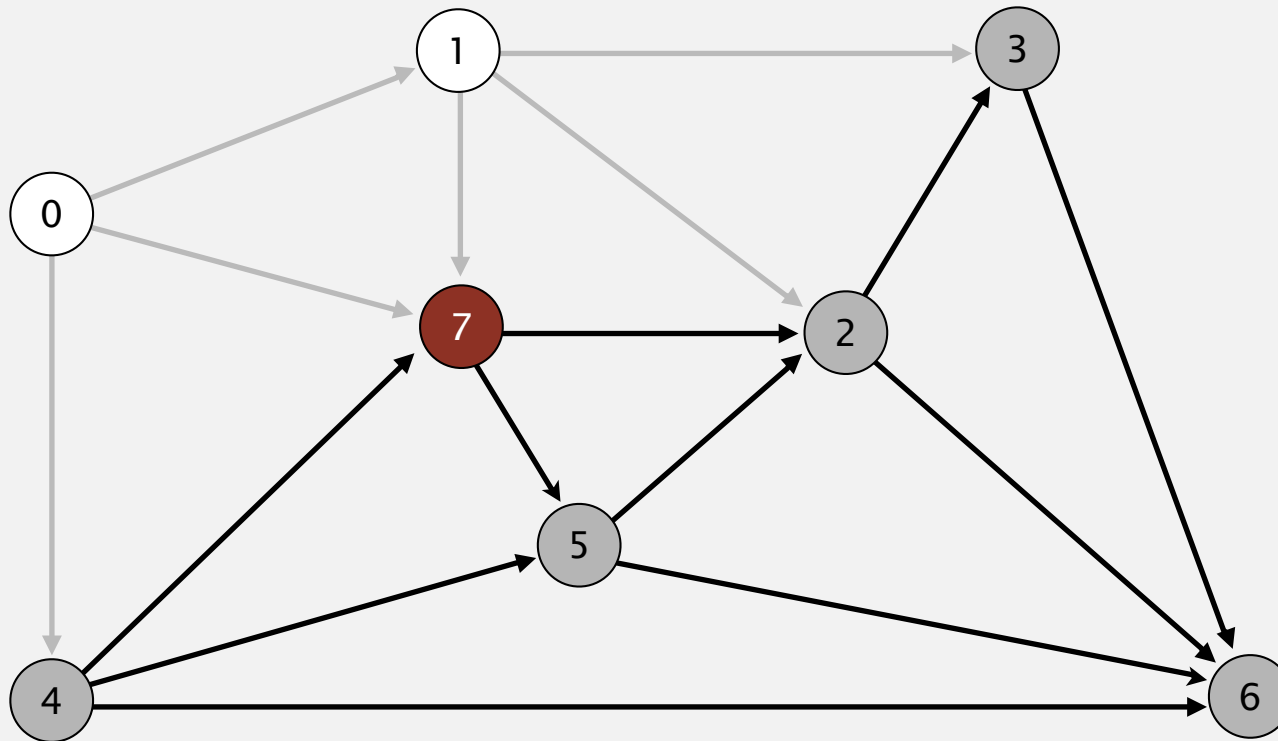
- Consider vertices in increasing order of distance from s (non-tree vertex with the lowest `distTo[]` value).
- Add vertex to tree and relax all edges incident from that vertex.



<code>v</code>	<code>distTo[]</code>	<code>edgeTo[]</code>
0	0.0	-
1	5.0	0→1
2	17.0	1→2
3	20.0	1→3
4	9.0	0→4
5		
6		
7	8.0	0→7

Dijkstra's algorithm

- Consider vertices in increasing order of distance from s (non-tree vertex with the lowest `distTo[]` value).
- Add vertex to tree and relax all edges incident from that vertex.

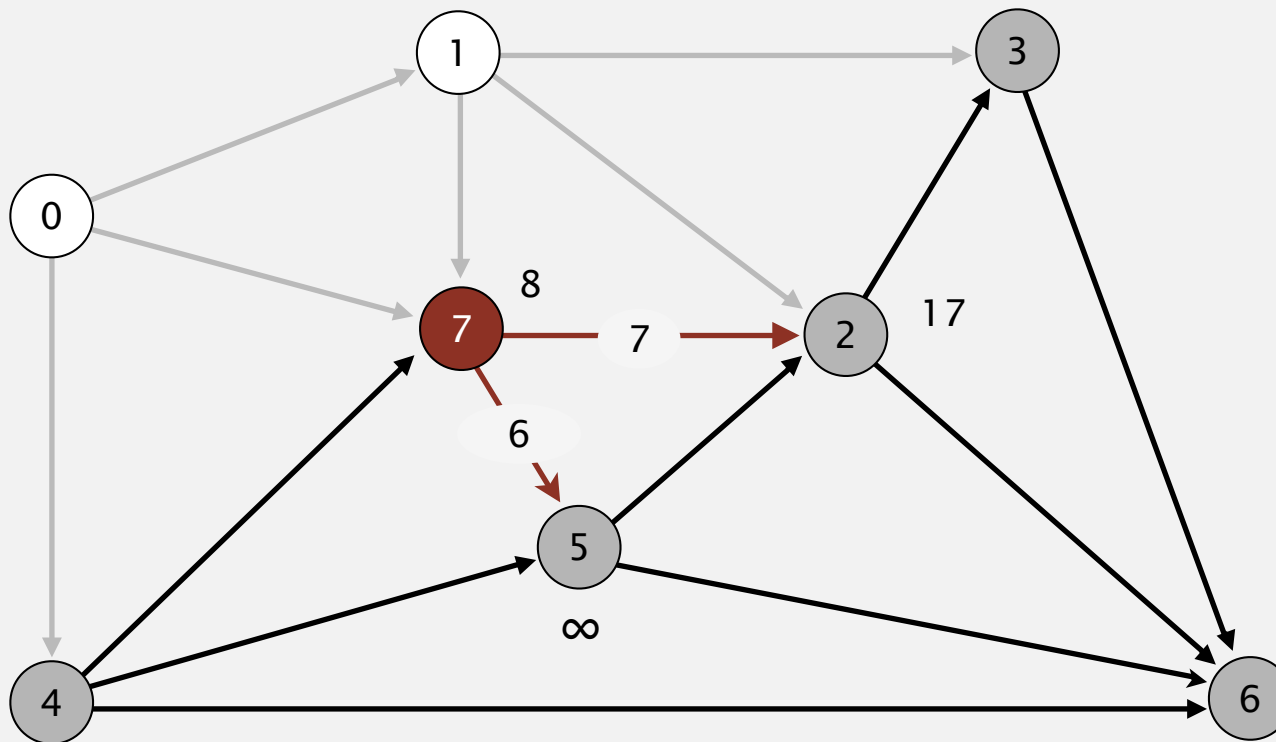


<code>v</code>	<code>distTo[]</code>	<code>edgeTo[]</code>
0	0.0	-
1	5.0	0→1
2	17.0	1→2
3	20.0	1→3
4	9.0	0→4
5		
6		
→ 7	8.0	0→7

choose vertex 7

Dijkstra's algorithm

- Consider vertices in increasing order of distance from s (non-tree vertex with the lowest $\text{distTo}[]$ value).
- Add vertex to tree and relax all edges incident from that vertex.

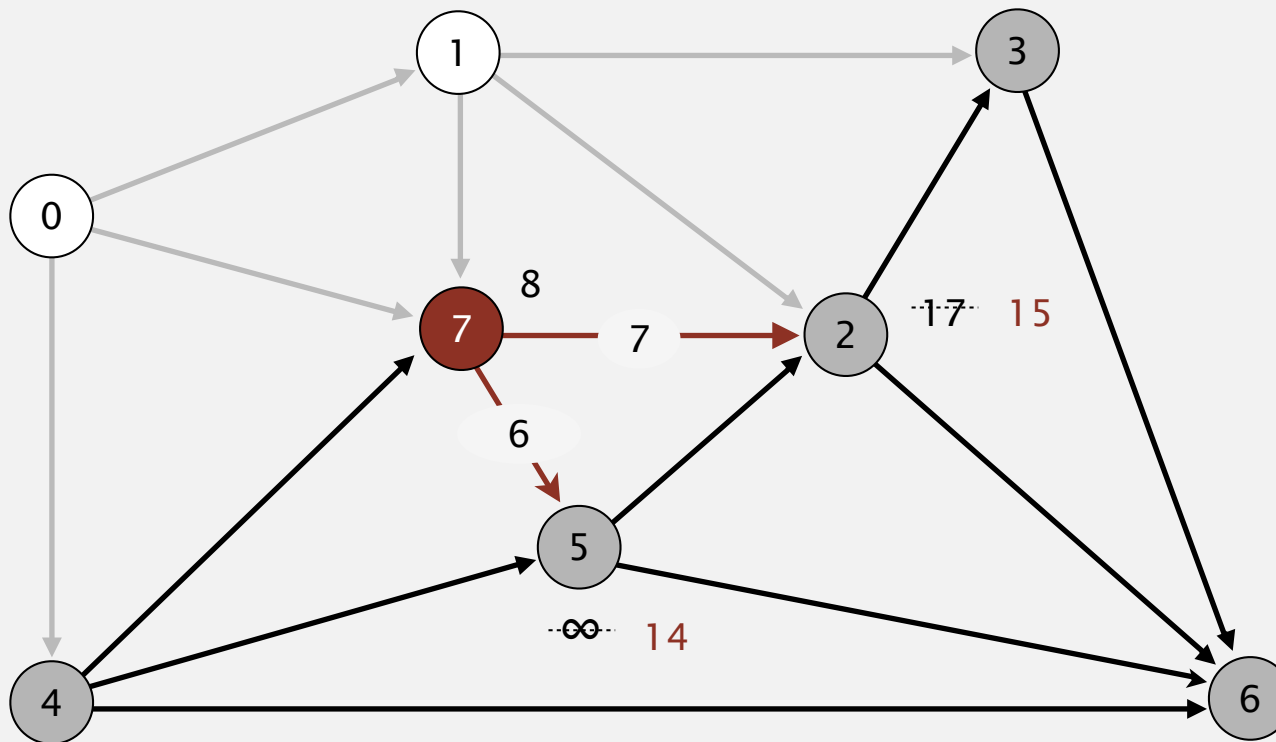


v	$\text{distTo}[]$	$\text{edgeTo}[]$
0	0.0	-
1	5.0	0→1
2	17.0	1→2
3	20.0	1→3
4	9.0	0→4
5		
6		
→ 7	8.0	0→7

relax all edges incident from 7

Dijkstra's algorithm

- Consider vertices in increasing order of distance from s (non-tree vertex with the lowest $\text{distTo}[]$ value).
- Add vertex to tree and relax all edges incident from that vertex.

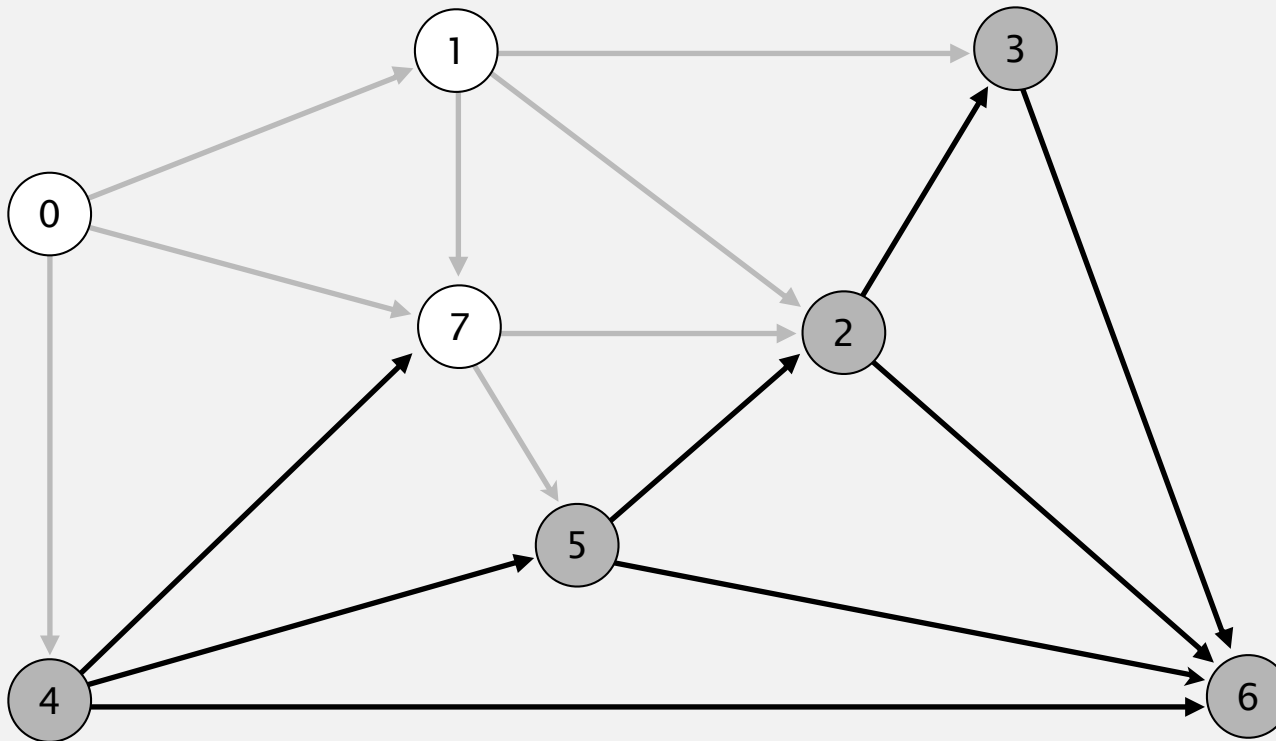


v	distTo[]	edgeTo[]
0	0.0	-
1	5.0	0→1
2	15.0	7→2
3	20.0	1→3
4	9.0	0→4
5	14.0	7→5
6		
7	8.0	0→7

relax all edges incident from 7

Dijkstra's algorithm

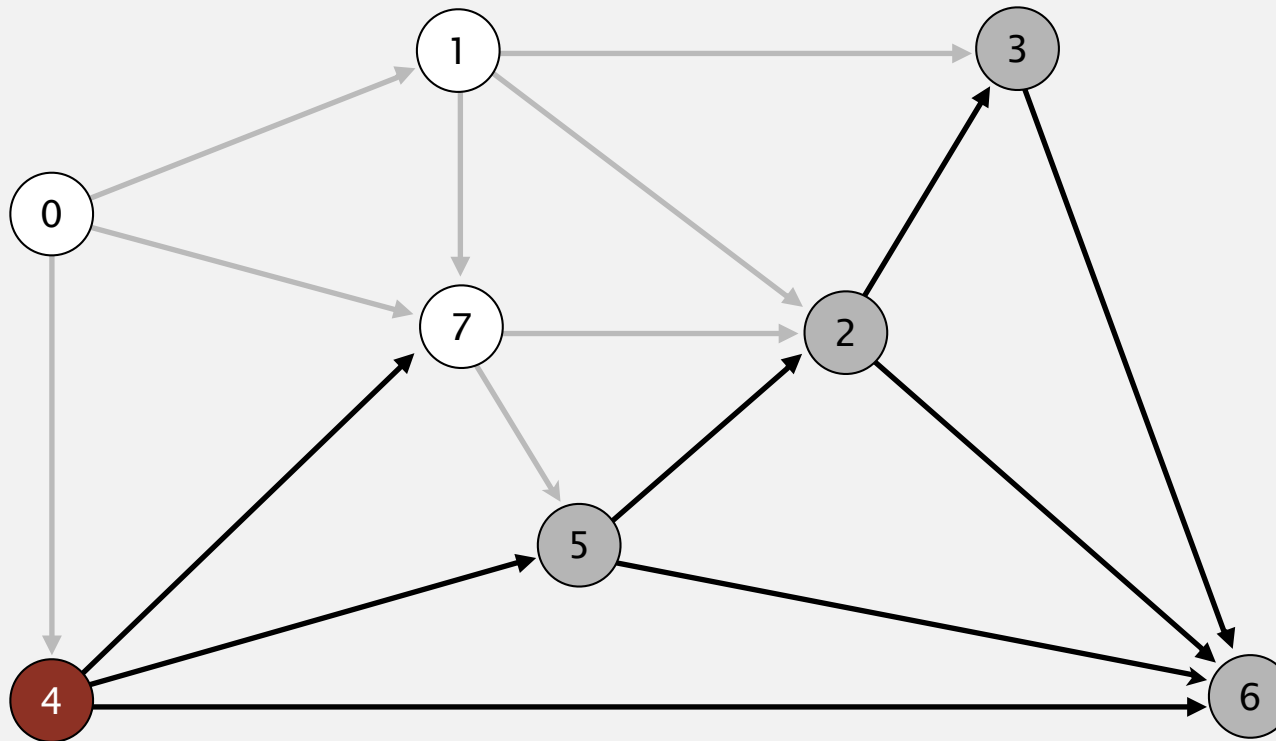
- Consider vertices in increasing order of distance from s (non-tree vertex with the lowest `distTo[]` value).
- Add vertex to tree and relax all edges incident from that vertex.



<code>v</code>	<code>distTo[]</code>	<code>edgeTo[]</code>
0	0.0	-
1	5.0	0→1
2	15.0	7→2
3	20.0	1→3
4	9.0	0→4
5	14.0	7→5
6		
7	8.0	0→7

Dijkstra's algorithm

- Consider vertices in increasing order of distance from s (non-tree vertex with the lowest `distTo[]` value).
- Add vertex to tree and relax all edges incident from that vertex.

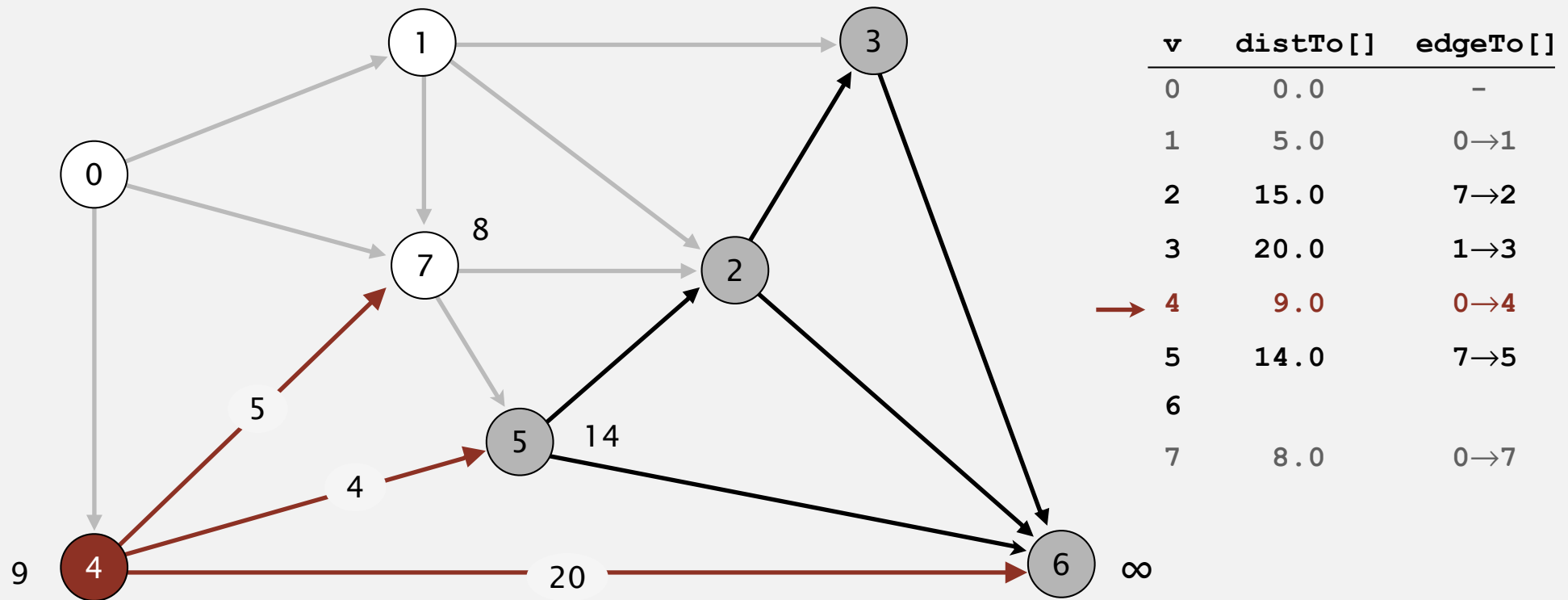


<code>v</code>	<code>distTo[]</code>	<code>edgeTo[]</code>
0	0.0	-
1	5.0	0→1
2	15.0	7→2
3	20.0	1→3
4	9.0	0→4
5	14.0	7→5
6		
7	8.0	0→7

select vertex 4

Dijkstra's algorithm

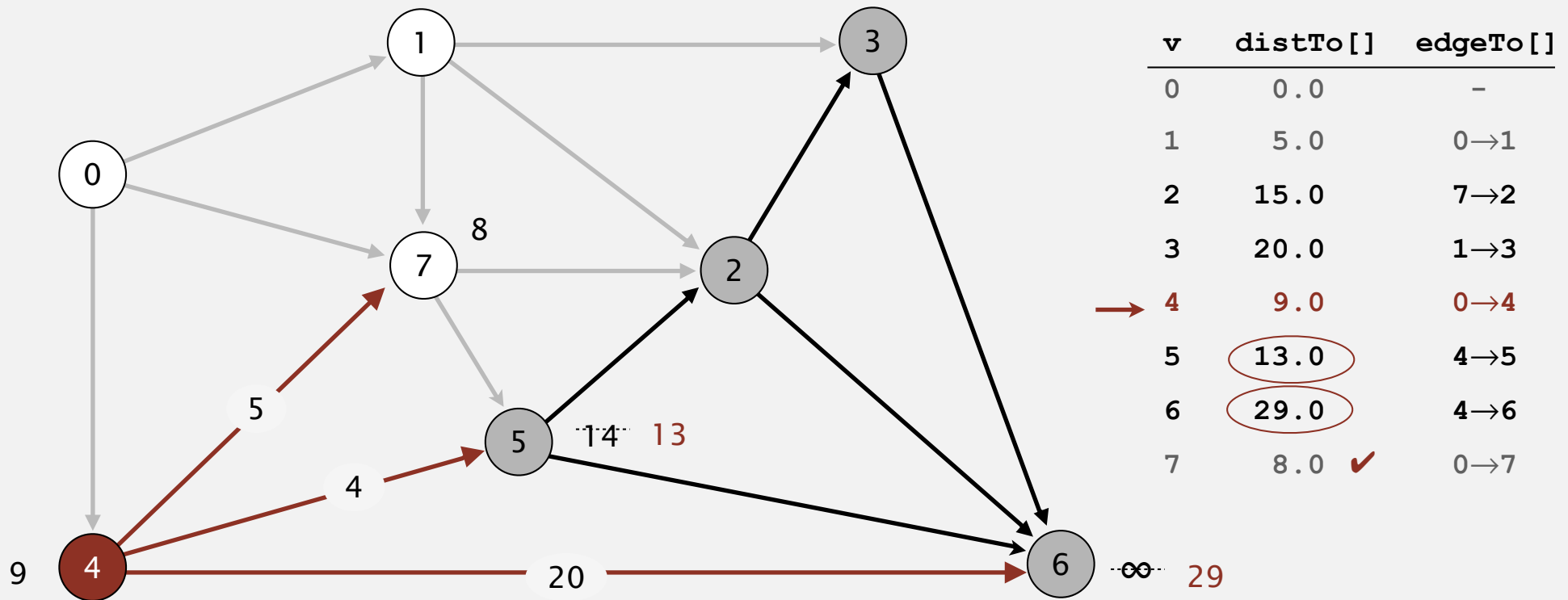
- Consider vertices in increasing order of distance from s (non-tree vertex with the lowest `distTo[]` value).
- Add vertex to tree and relax all edges incident from that vertex.



relax all edges incident from 4

Dijkstra's algorithm

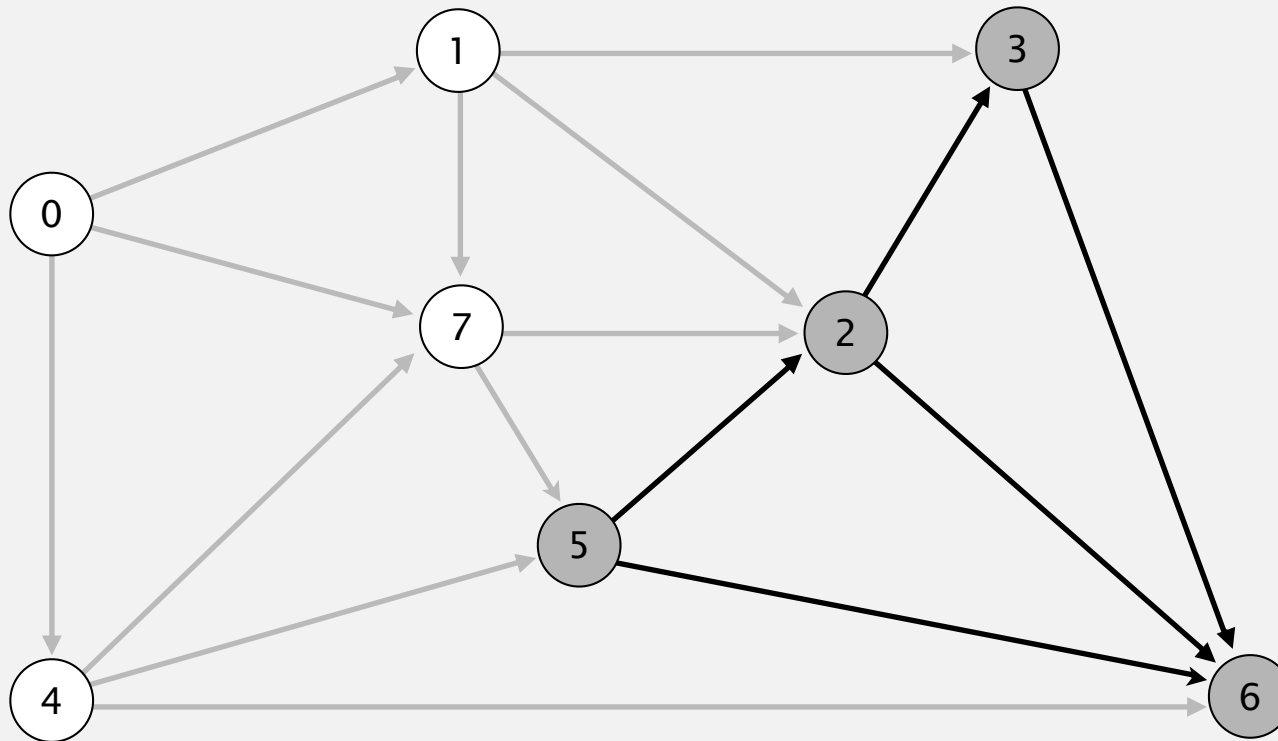
- Consider vertices in increasing order of distance from s (non-tree vertex with the lowest `distTo[]` value).
- Add vertex to tree and relax all edges incident from that vertex.



relax all edges incident from 4

Dijkstra's algorithm

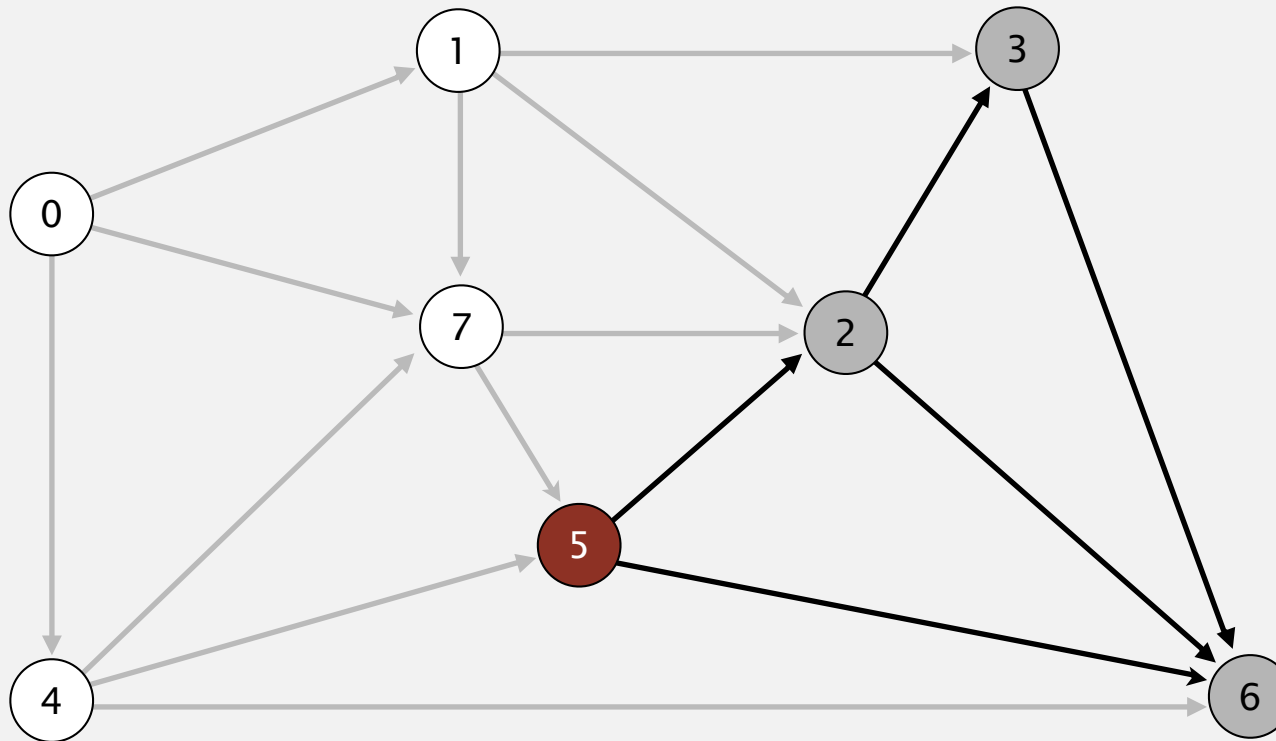
- Consider vertices in increasing order of distance from s (non-tree vertex with the lowest `distTo[]` value).
- Add vertex to tree and relax all edges incident from that vertex.



v	distTo[]	edgeTo[]
0	0.0	-
1	5.0	0→1
2	15.0	7→2
3	20.0	1→3
4	9.0	0→4
5	13.0	4→5
6	29.0	4→6
7	8.0	0→7

Dijkstra's algorithm

- Consider vertices in increasing order of distance from s (non-tree vertex with the lowest `distTo[]` value).
- Add vertex to tree and relax all edges incident from that vertex.

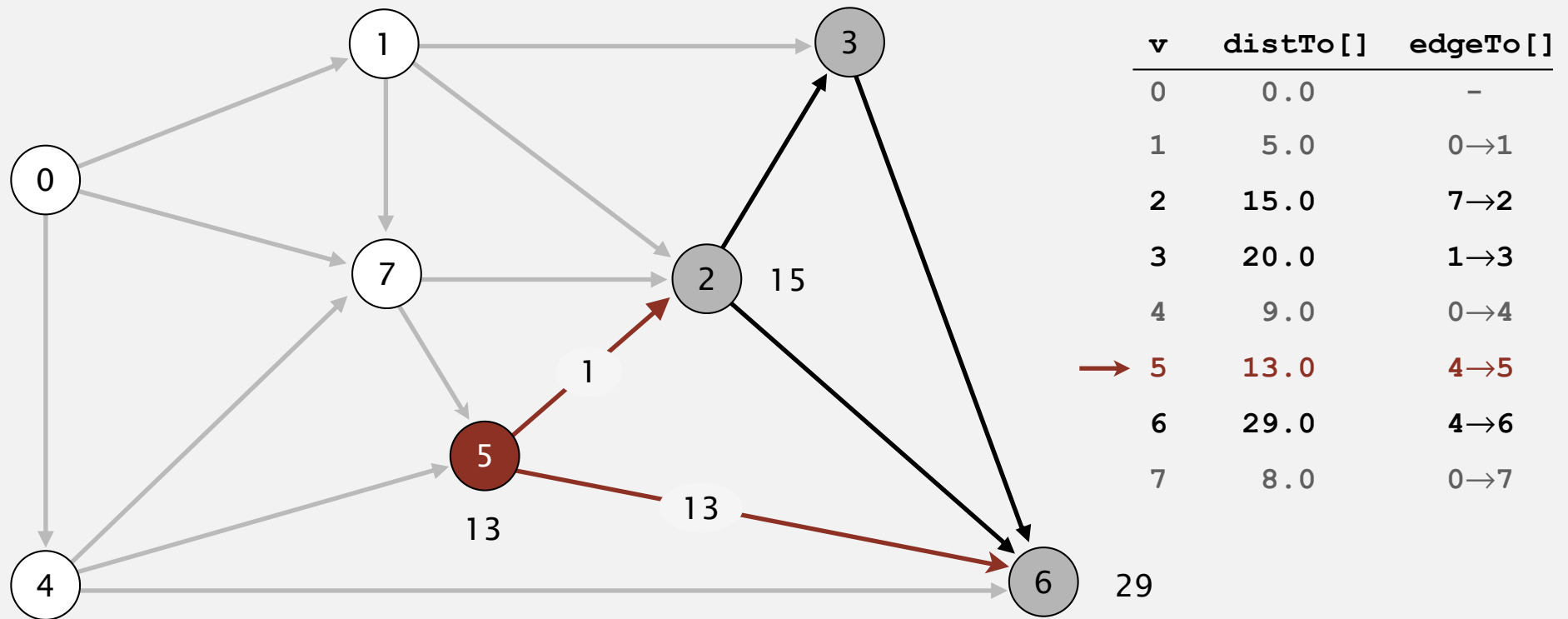


<code>v</code>	<code>distTo[]</code>	<code>edgeTo[]</code>
0	0.0	-
1	5.0	0→1
2	15.0	7→2
3	20.0	1→3
4	9.0	0→4
→ 5	13.0	4→5
6	29.0	4→6
7	8.0	0→7

select vertex 5

Dijkstra's algorithm

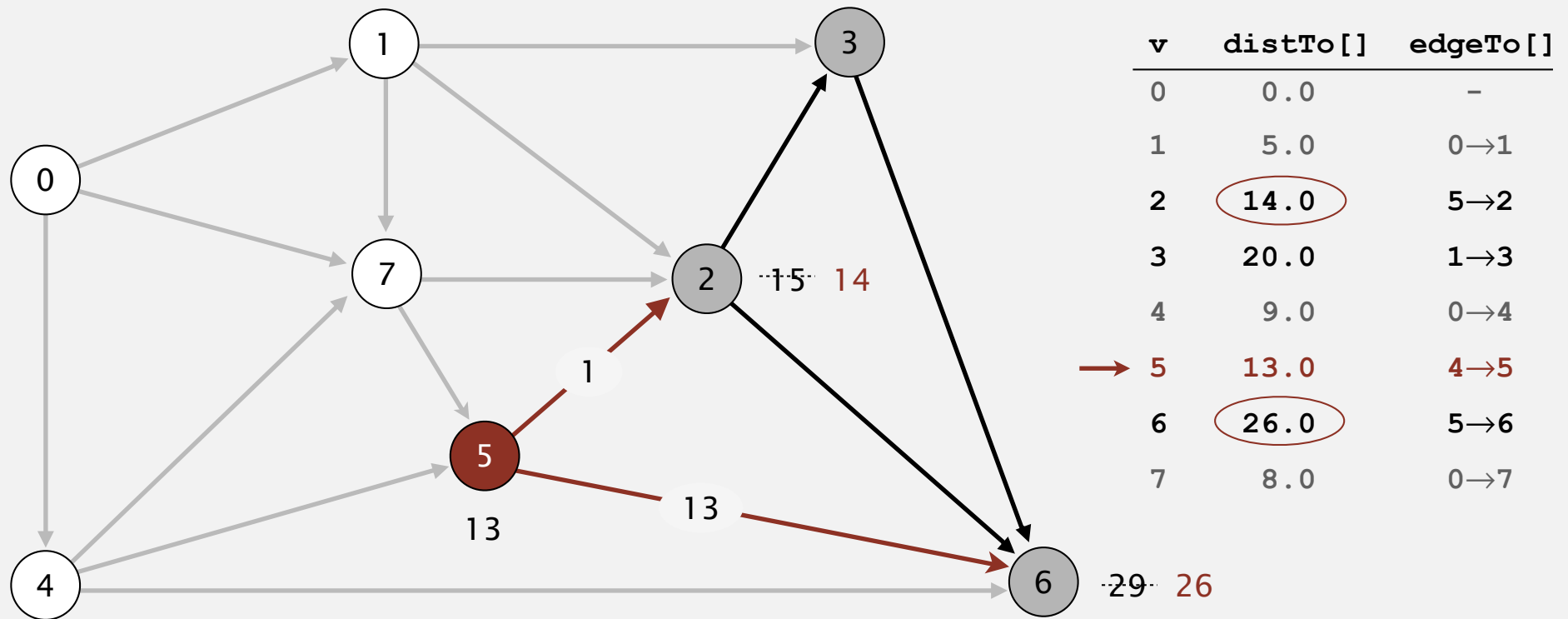
- Consider vertices in increasing order of distance from s (non-tree vertex with the lowest `distTo[]` value).
- Add vertex to tree and relax all edges incident from that vertex.



relax all edges incident from 5

Dijkstra's algorithm

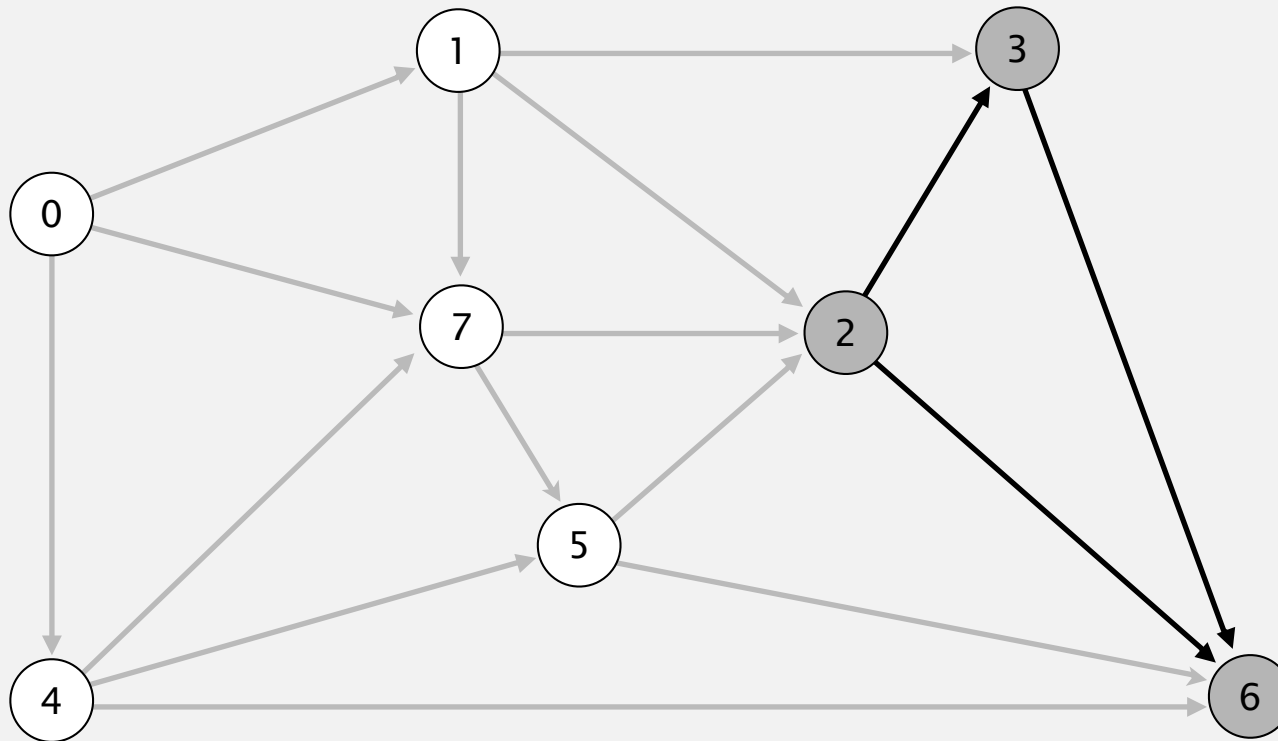
- Consider vertices in increasing order of distance from s (non-tree vertex with the lowest `distTo[]` value).
- Add vertex to tree and relax all edges incident from that vertex.



relax all edges incident from 5

Dijkstra's algorithm

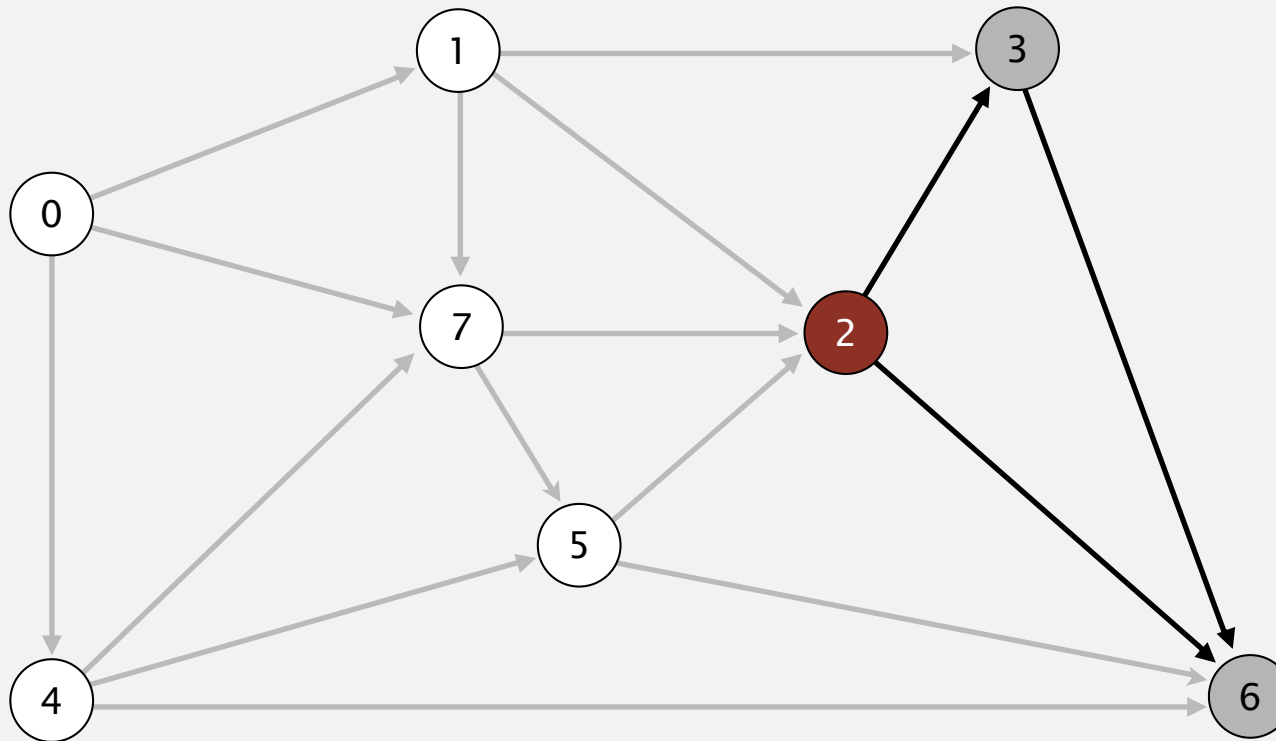
- Consider vertices in increasing order of distance from s (non-tree vertex with the lowest `distTo[]` value).
- Add vertex to tree and relax all edges incident from that vertex.



<code>v</code>	<code>distTo[]</code>	<code>edgeTo[]</code>
0	0.0	-
1	5.0	0→1
2	14.0	5→2
3	20.0	1→3
4	9.0	0→4
5	13.0	4→5
6	26.0	5→6
7	8.0	0→7

Dijkstra's algorithm

- Consider vertices in increasing order of distance from s (non-tree vertex with the lowest `distTo[]` value).
- Add vertex to tree and relax all edges incident from that vertex.

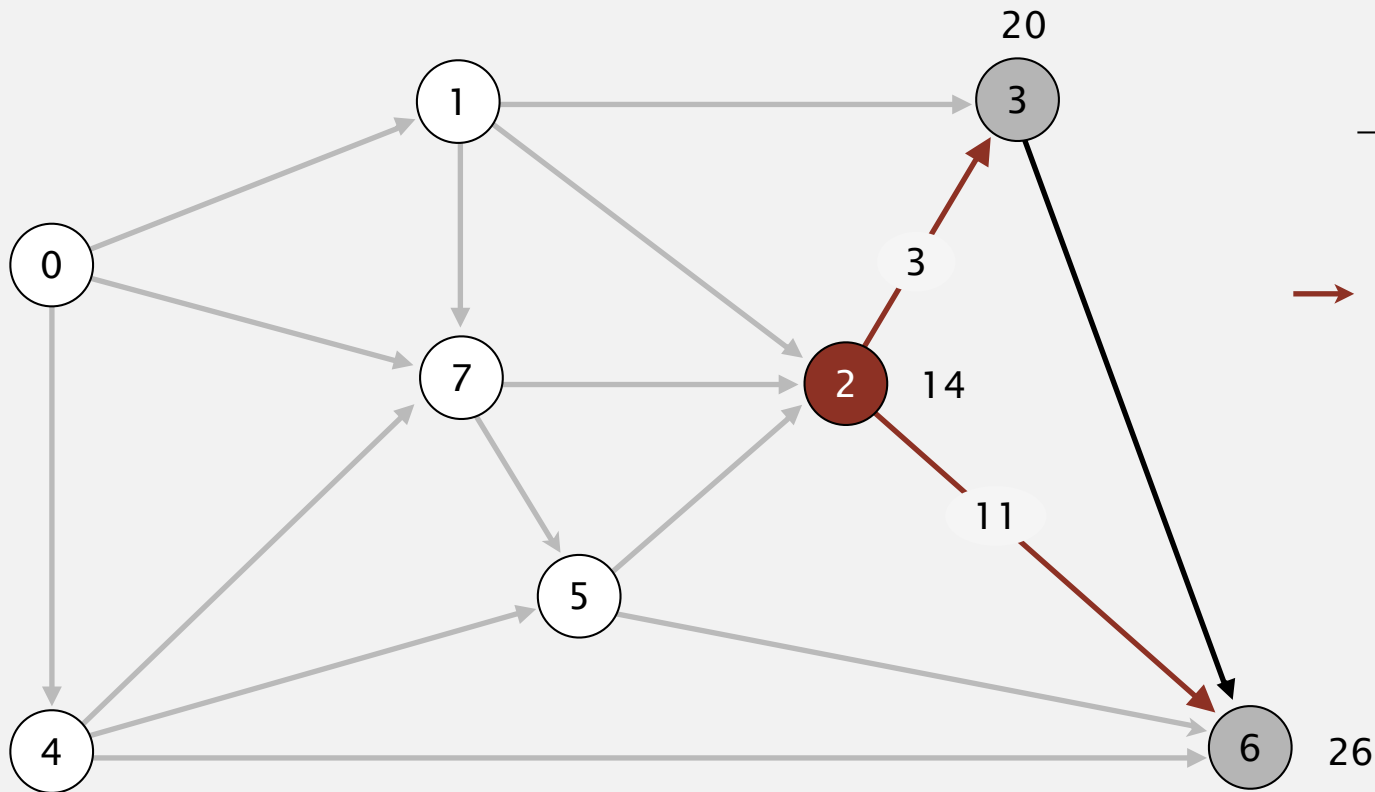


<u>v</u>	<u>distTo[]</u>	<u>edgeTo[]</u>
0	0.0	-
1	5.0	0→1
→ 2	14.0	5→2
3	20.0	1→3
4	9.0	0→4
5	13.0	4→5
6	26.0	5→6
7	8.0	0→7

select vertex 2

Dijkstra's algorithm

- Consider vertices in increasing order of distance from s (non-tree vertex with the lowest `distTo[]` value).
- Add vertex to tree and relax all edges incident from that vertex.

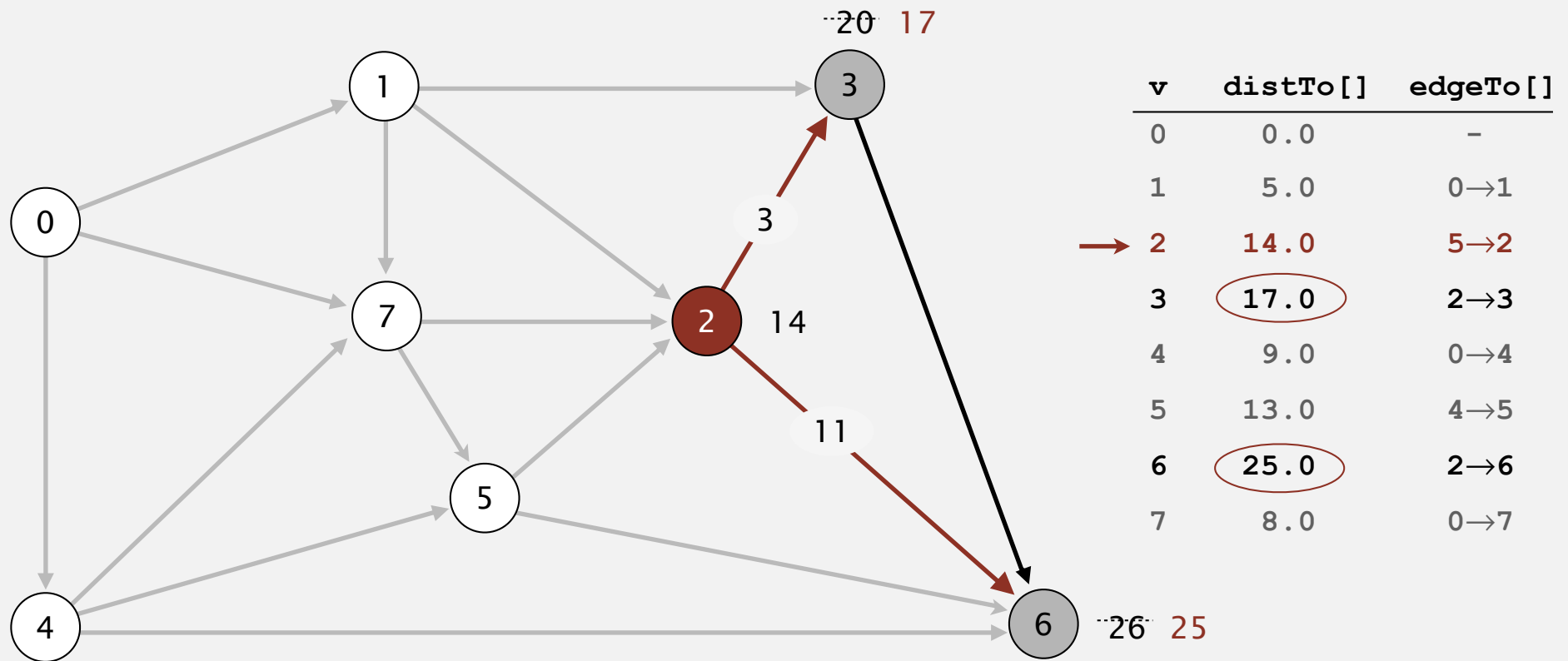


<u>v</u>	<u>distTo[]</u>	<u>edgeTo[]</u>
0	0.0	-
1	5.0	0→1
→ 2	14.0	5→2
3	20.0	1→3
4	9.0	0→4
5	13.0	4→5
6	26.0	5→6
7	8.0	0→7

relax all edges incident from 2

Dijkstra's algorithm

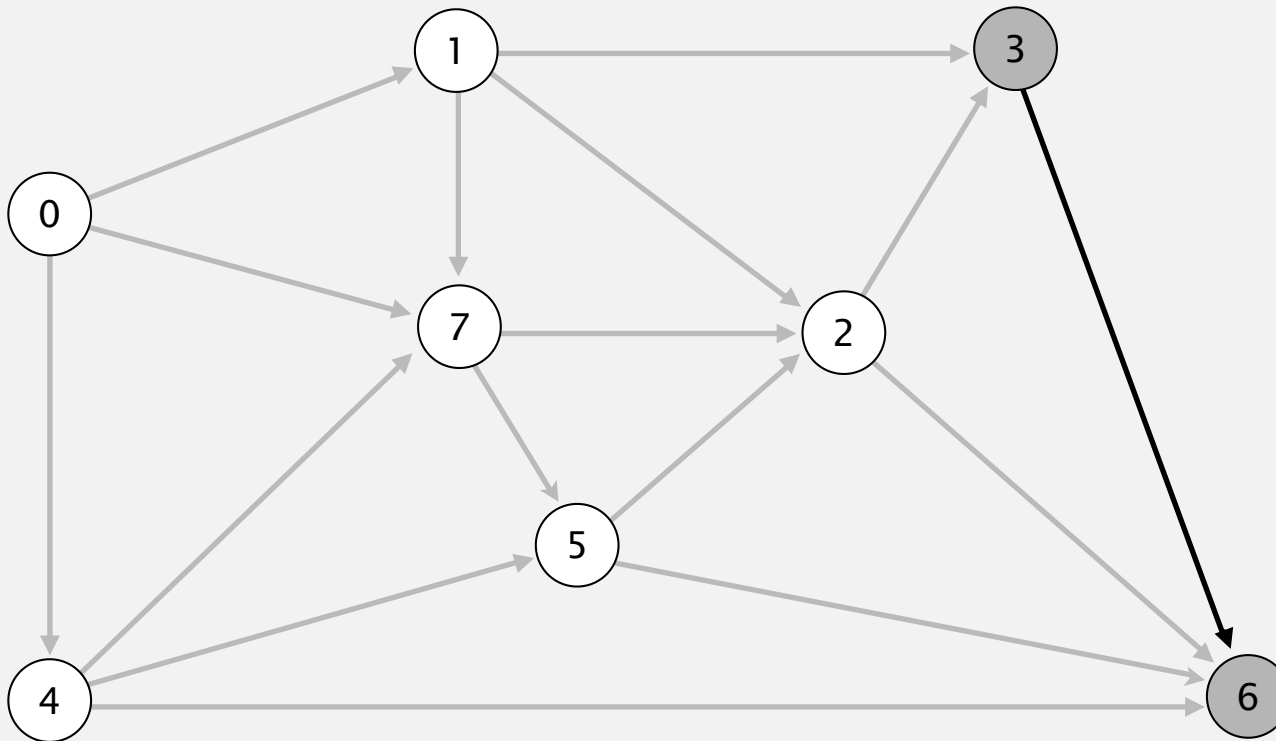
- Consider vertices in increasing order of distance from s (non-tree vertex with the lowest `distTo[]` value).
- Add vertex to tree and relax all edges incident from that vertex.



relax all edges incident from 2

Dijkstra's algorithm

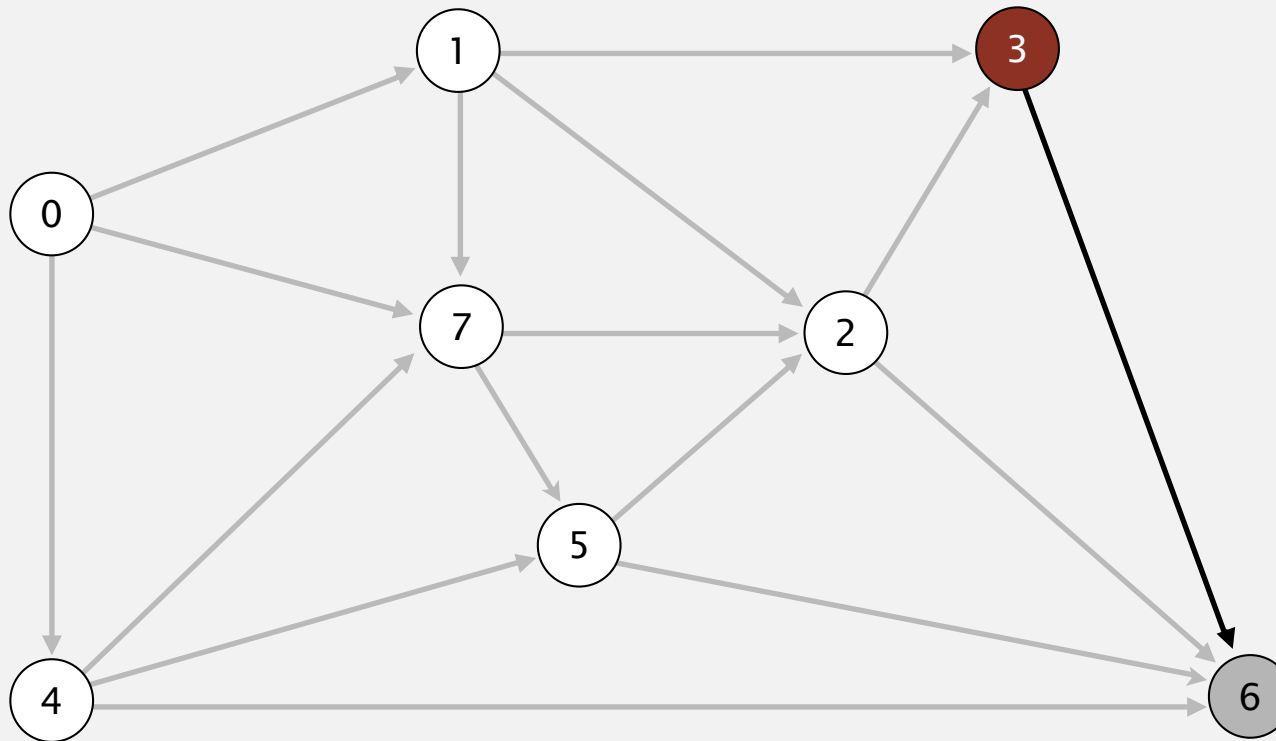
- Consider vertices in increasing order of distance from s (non-tree vertex with the lowest `distTo[]` value).
- Add vertex to tree and relax all edges incident from that vertex.



v	distTo[]	edgeTo[]
0	0.0	-
1	5.0	0→1
2	14.0	5→2
3	17.0	2→3
4	9.0	0→4
5	13.0	4→5
6	25.0	2→6
7	8.0	0→7

Dijkstra's algorithm

- Consider vertices in increasing order of distance from s (non-tree vertex with the lowest `distTo[]` value).
- Add vertex to tree and relax all edges incident from that vertex.

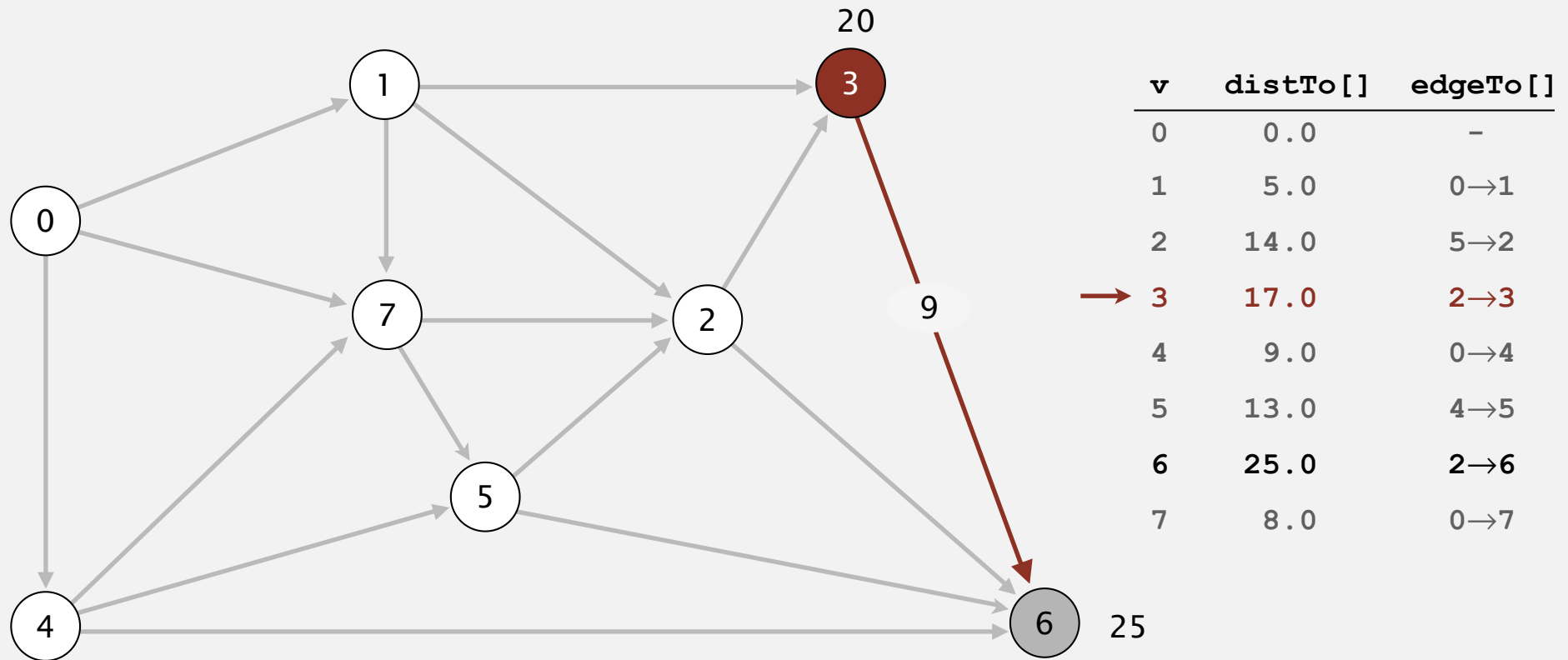


<u>v</u>	<u>distTo[]</u>	<u>edgeTo[]</u>
0	0.0	-
1	5.0	0→1
2	14.0	5→2
→ 3	17.0	2→3
4	9.0	0→4
5	13.0	4→5
6	25.0	2→6
7	8.0	0→7

select vertex 3

Dijkstra's algorithm

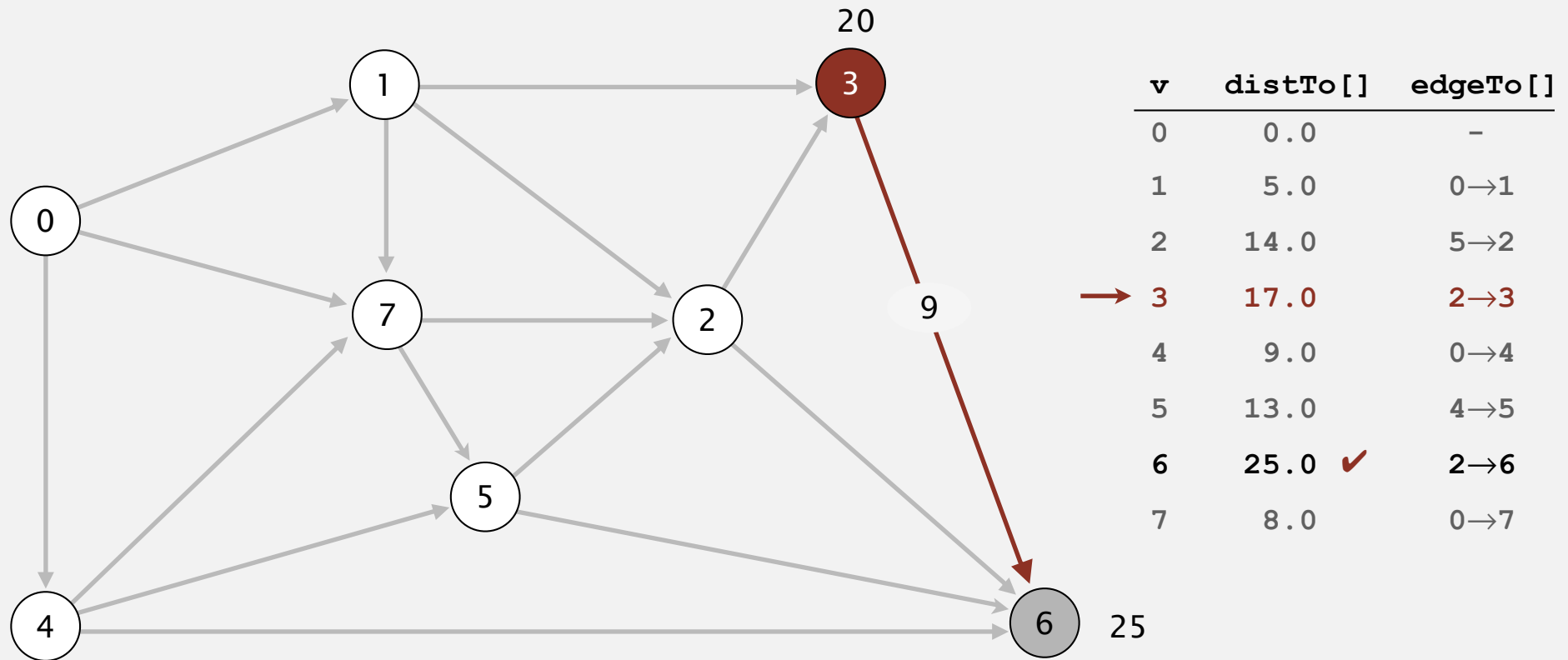
- Consider vertices in increasing order of distance from s (non-tree vertex with the lowest `distTo[]` value).
- Add vertex to tree and relax all edges incident from that vertex.



relax all edges incident from 3

Dijkstra's algorithm

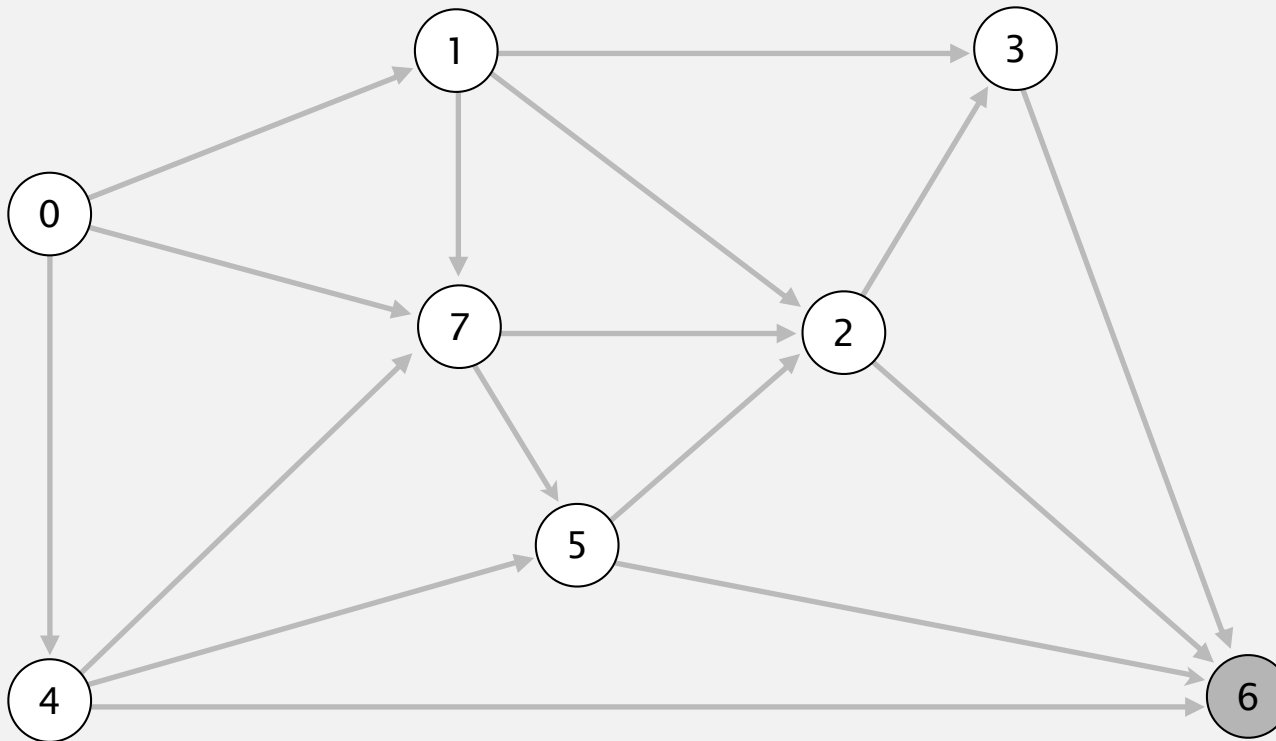
- Consider vertices in increasing order of distance from s (non-tree vertex with the lowest `distTo[]` value).
- Add vertex to tree and relax all edges incident from that vertex.



relax all edges incident from 3

Dijkstra's algorithm

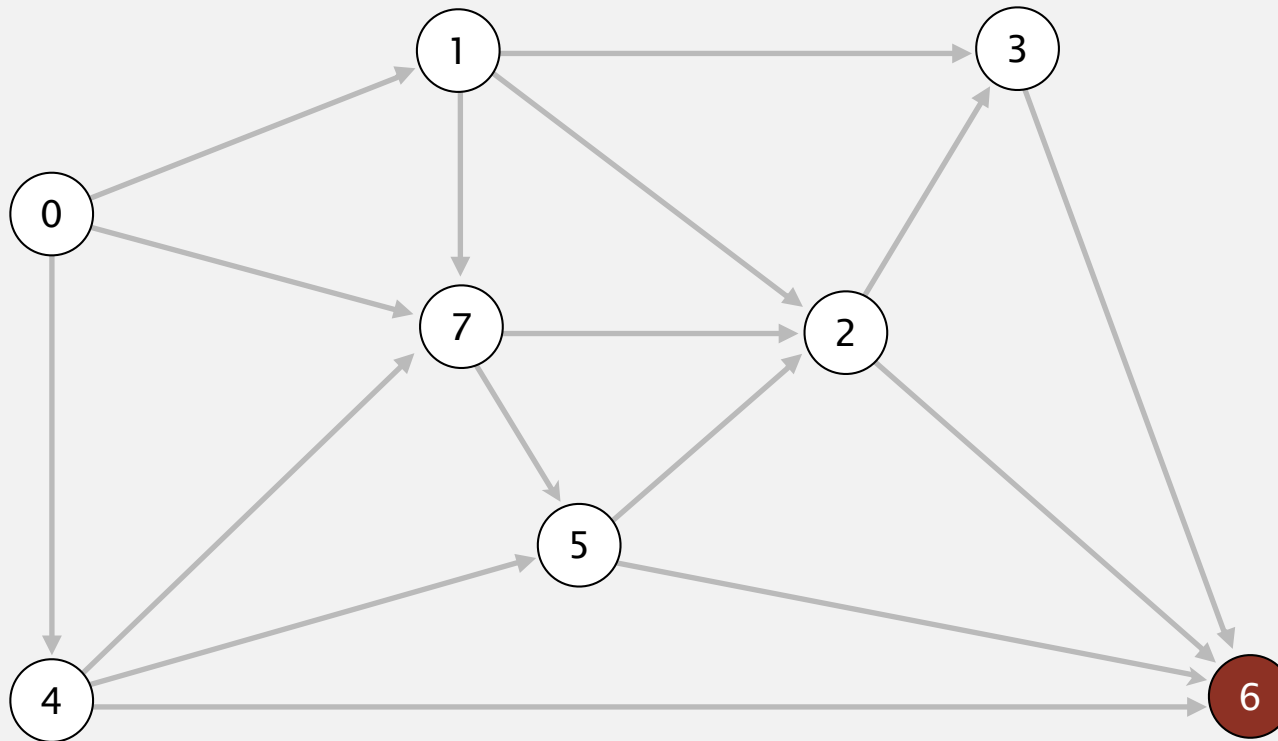
- Consider vertices in increasing order of distance from s (non-tree vertex with the lowest `distTo[]` value).
- Add vertex to tree and relax all edges incident from that vertex.



v	distTo[]	edgeTo[]
0	0.0	-
1	5.0	0→1
2	14.0	5→2
3	17.0	2→3
4	9.0	0→4
5	13.0	4→5
6	25.0	2→6
7	8.0	0→7

Dijkstra's algorithm

- Consider vertices in increasing order of distance from s (non-tree vertex with the lowest `distTo[]` value).
- Add vertex to tree and relax all edges incident from that vertex.

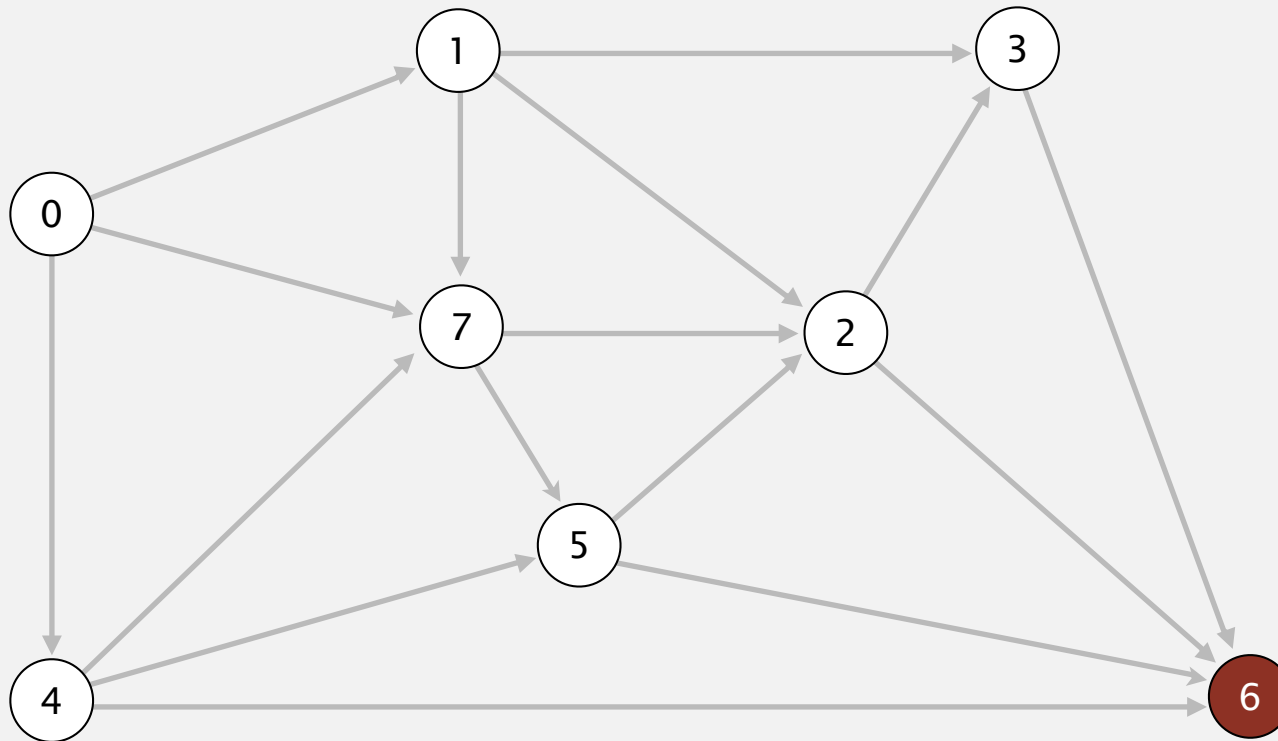


<code>v</code>	<code>distTo[]</code>	<code>edgeTo[]</code>
0	0.0	-
1	5.0	0→1
2	14.0	5→2
3	17.0	2→3
4	9.0	0→4
5	13.0	4→5
→ 6	25.0	2→6
7	8.0	0→7

select vertex 6

Dijkstra's algorithm

- Consider vertices in increasing order of distance from s (non-tree vertex with the lowest `distTo[]` value).
- Add vertex to tree and relax all edges incident from that vertex.

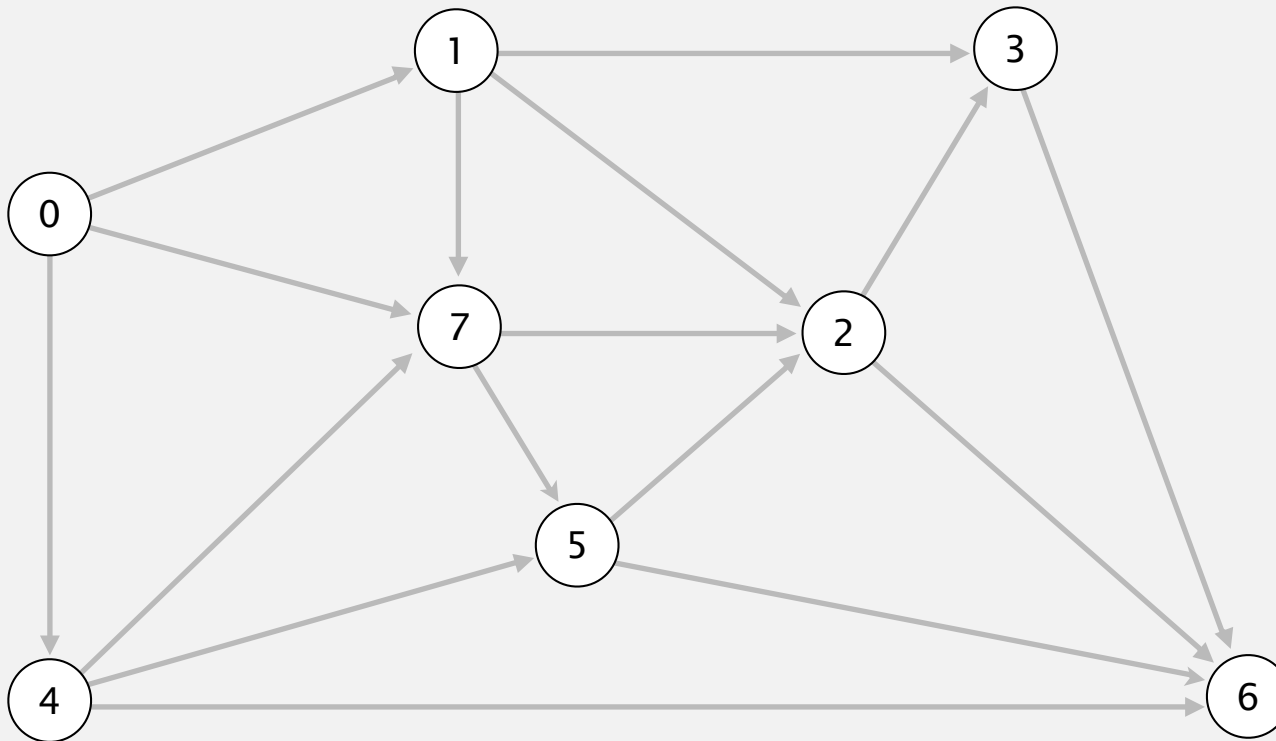


<code>v</code>	<code>distTo[]</code>	<code>edgeTo[]</code>
0	0.0	-
1	5.0	0→1
2	14.0	5→2
3	17.0	2→3
4	9.0	0→4
5	13.0	4→5
→ 6	25.0	2→6
7	8.0	0→7

relax all edges incident from 6

Dijkstra's algorithm

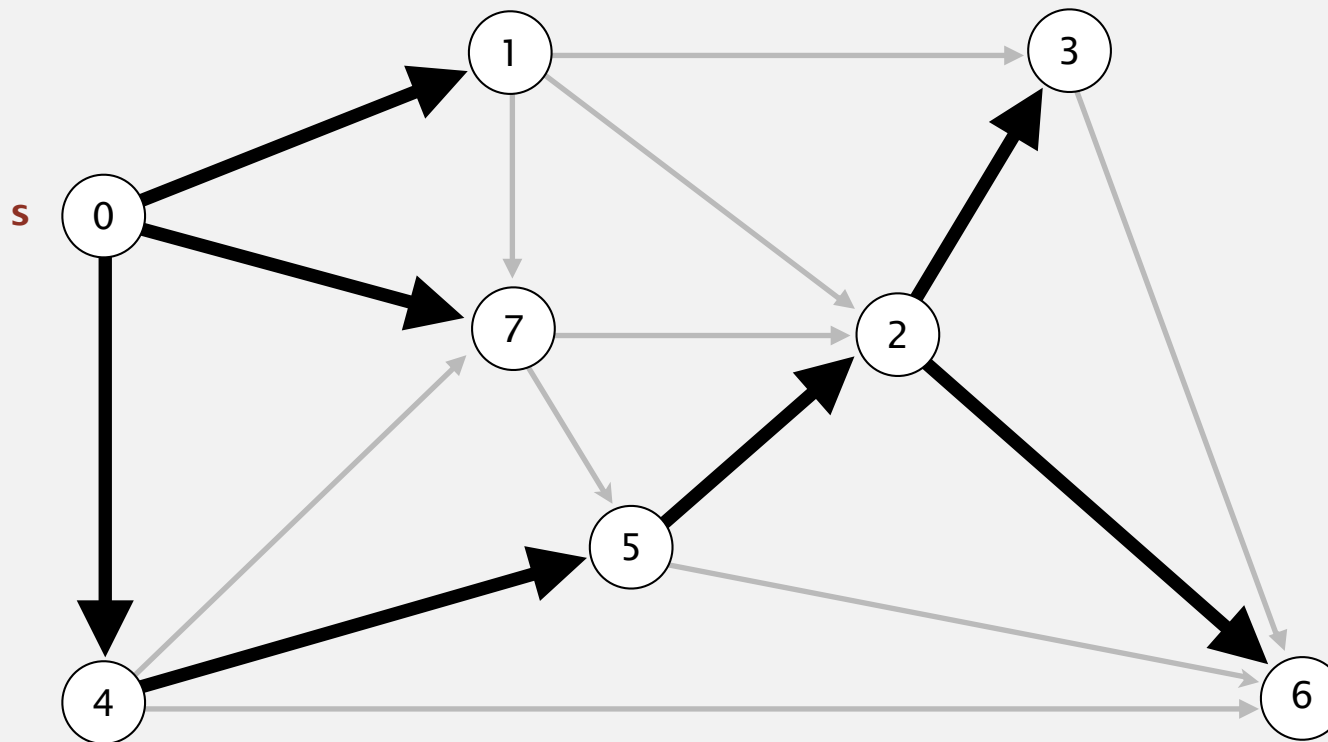
- Consider vertices in increasing order of distance from s (non-tree vertex with the lowest `distTo[]` value).
- Add vertex to tree and relax all edges incident from that vertex.



v	distTo[]	edgeTo[]
0	0.0	-
1	5.0	0→1
2	14.0	5→2
3	17.0	2→3
4	9.0	0→4
5	13.0	4→5
6	25.0	2→6
7	8.0	0→7

Dijkstra's algorithm

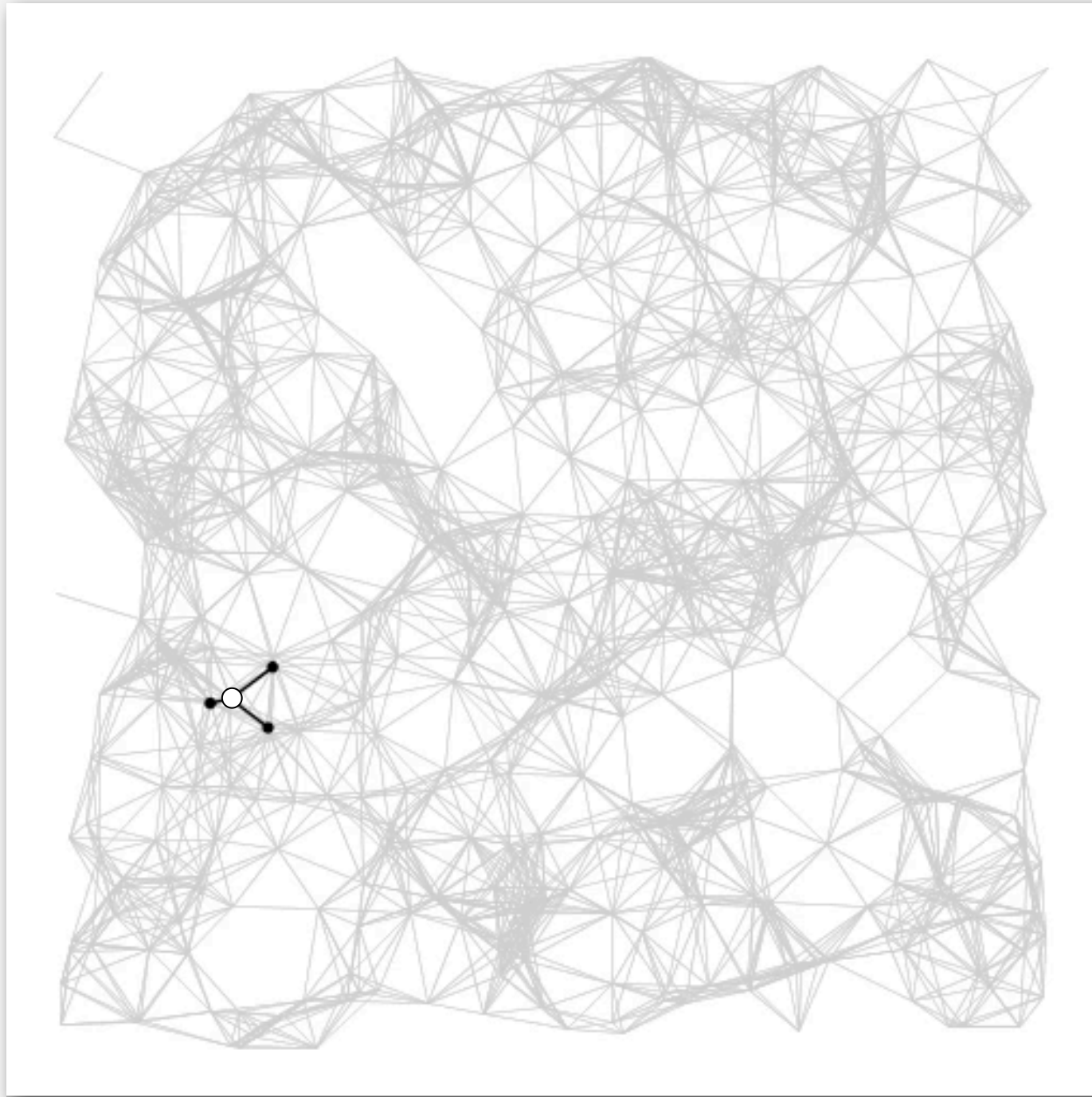
- Consider vertices in increasing order of distance from s (non-tree vertex with the lowest `distTo[]` value).
- Add vertex to tree and relax all edges incident from that vertex.



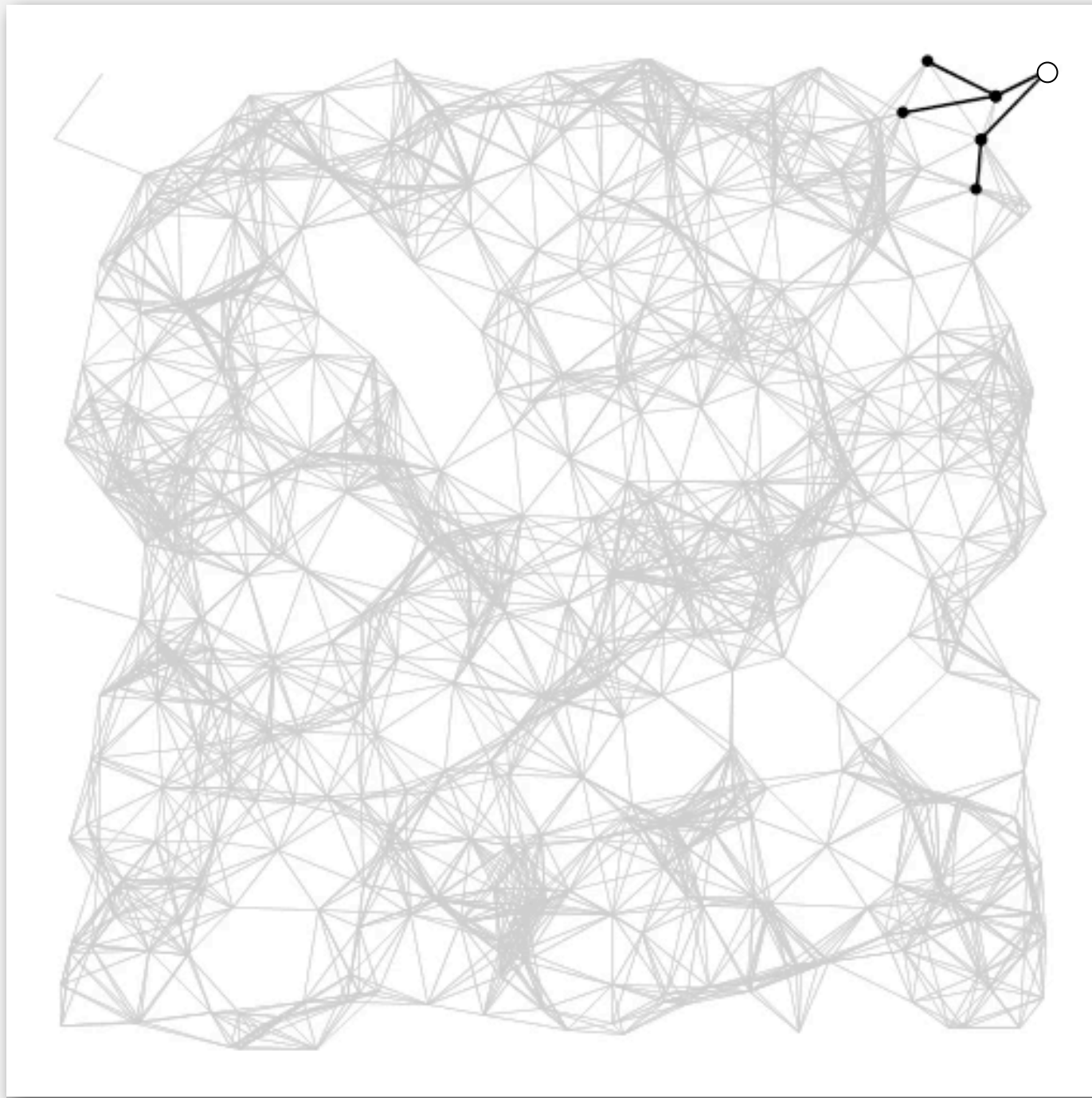
<code>v</code>	<code>distTo[]</code>	<code>edgeTo[]</code>
0	0.0	-
1	5.0	0→1
2	14.0	5→2
3	17.0	2→3
4	9.0	0→4
5	13.0	4→5
6	25.0	2→6
7	8.0	0→7

shortest-paths tree from vertex s

Dijkstra's algorithm visualization



Dijkstra's algorithm visualization



Dijkstra's algorithm: correctness proof

Proposition. Dijkstra's algorithm computes a SPT in any edge-weighted digraph with nonnegative weights.

Pf.

- Each edge $e = v \rightarrow w$ is relaxed exactly once (when v is relaxed), leaving $\text{distTo}[w] \leq \text{distTo}[v] + e.\text{weight}()$.
- Inequality holds until algorithm terminates because:
 - $\text{distTo}[w]$ cannot increase \longleftarrow $\text{distTo}[]$ values are monotone decreasing
 - $\text{distTo}[v]$ will not change \longleftarrow edge weights are nonnegative and we choose lowest $\text{distTo}[]$ value at each step
- Thus, upon termination, shortest-paths optimality conditions hold. ■

Dijkstra's algorithm: Java implementation

```
public class DijkstraSP
{
    private DirectedEdge[] edgeTo;
    private double[] distTo;
    private IndexMinPQ<Double> pq;

    public DijkstraSP(EdgeWeightedDigraph G, int s)
    {
        edgeTo = new DirectedEdge[G.V()];
        distTo = new double[G.V()];
        pq = new IndexMinPQ<Double>(G.V());

        for (int v = 0; v < G.V(); v++)
            distTo[v] = Double.POSITIVE_INFINITY;
        distTo[s] = 0.0;

        pq.insert(s, 0.0);
        while (!pq.isEmpty())
        {
            int v = pq.delMin();
            for (DirectedEdge e : G.adj(v))
                relax(e);
        }
    }
}
```

← relax vertices in order
of distance from s

Dijkstra's algorithm: Java implementation

```
private void relax(DirectedEdge e)
{
    int v = e.from(), w = e.to();
    if (distTo[w] > distTo[v] + e.weight())
    {
        distTo[w] = distTo[v] + e.weight();
        edgeTo[w] = e;
        if (pq.contains(w)) pq.decreaseKey(w, distTo[w]);
        else                pq.insert      (w, distTo[w]);
    }
}
```

← update PQ

Dijkstra's algorithm: which priority queue?

Depends on PQ implementation: V insert, V delete-min, E decrease-key.

PQ implementation	insert	delete-min	decrease-key	total
array	1	V	1	V
binary heap	$\log V$	$\log V$	$\log V$	$E \log V$
d-way heap (Johnson 1975)	$d \log$	$d \log$	\log	$E \log$
Fibonacci heap (Fredman-Tarjan 1984)	1	$\log V$	1	$E + V \log V$

† amortized

Bottom line.

- Array implementation optimal for dense graphs.
- Binary heap much faster for sparse graphs.
- d-way heap worth the trouble in performance-critical situations.
- Fibonacci heap best in theory, but not worth implementing.

Priority-first search

Insight. Four of our graph-search methods are the same algorithm!

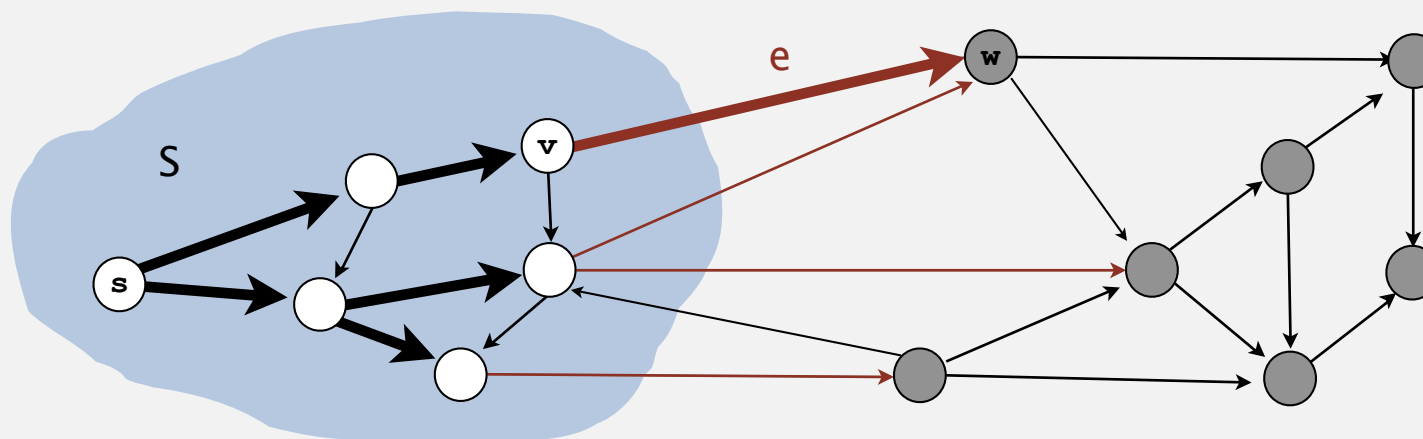
- Maintain a set of explored vertices S .
- Grow S by exploring edges with exactly one endpoint leaving S .

DFS. Take edge from vertex which was discovered most recently.

BFS. Take edge from vertex which was discovered least recently.

Prim. Take edge of minimum weight.

Dijkstra. Take edge to vertex that is closest to S .



Challenge. Express this insight in reusable Java code.

SHORTEST PATHS

- ▶ Edge-weighted digraph API
- ▶ Shortest-paths properties
- ▶ Dijkstra's algorithm
- ▶ **Edge-weighted DAGs**
- ▶ Negative weights

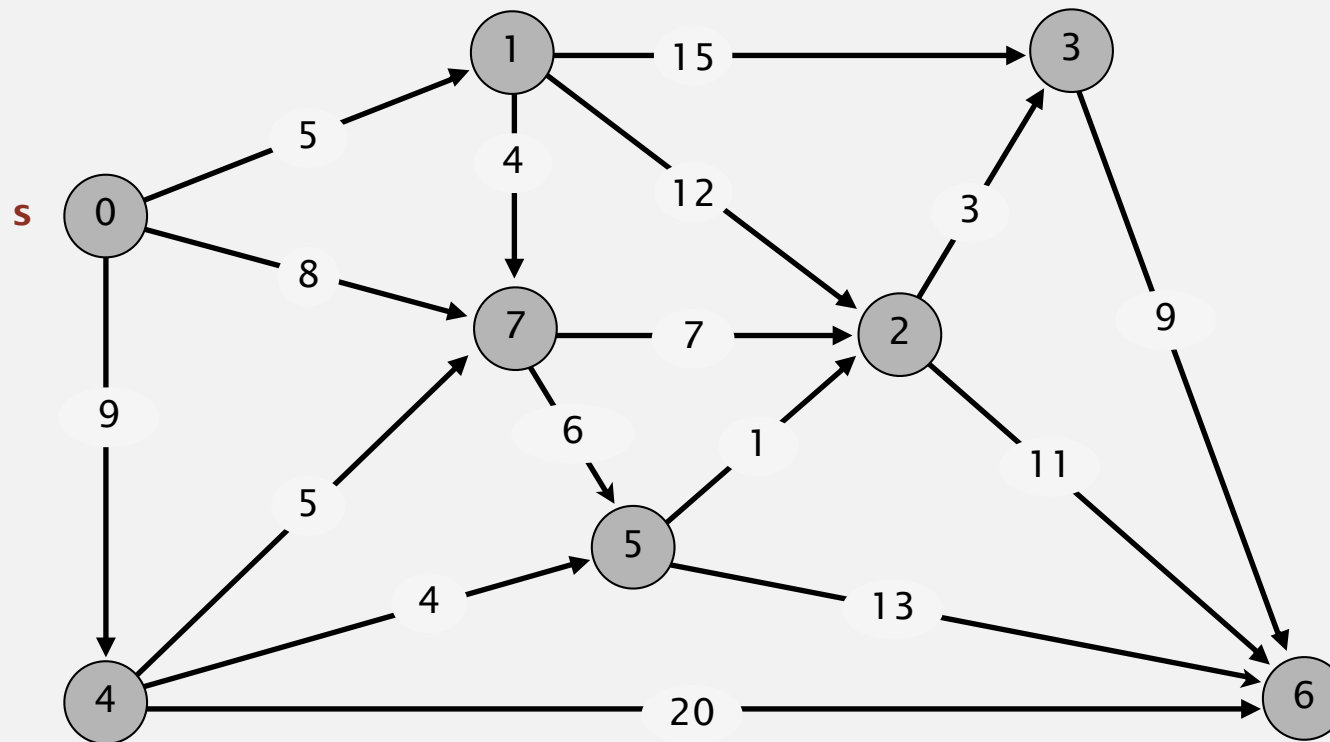
Acyclic edge-weighted digraphs

Q. Suppose that an edge-weighted digraph has no directed cycles. Is it easier to find shortest paths than in a general digraph?

A. Yes!

Topological sort algorithm

- Consider vertices in topological order.
- Relax all edges incident from that vertex.

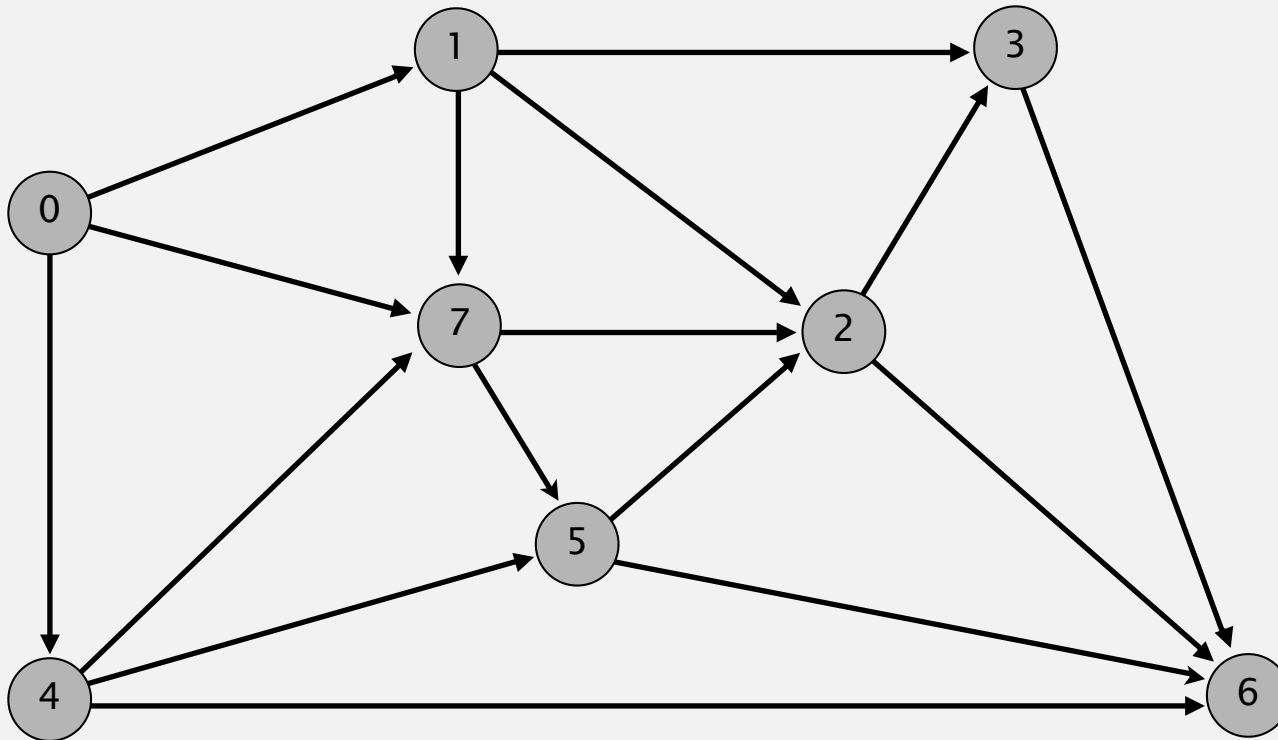


an edge-weighted DAG

0→1	5.0
0→4	9.0
0→7	8.0
1→2	12.0
1→3	15.0
1→7	4.0
2→3	3.0
2→6	11.0
3→6	9.0
4→5	4.0
4→6	20.0
4→7	5.0
5→2	1.0
5→6	13.0
7→5	6.0
7→2	7.0

Topological sort algorithm

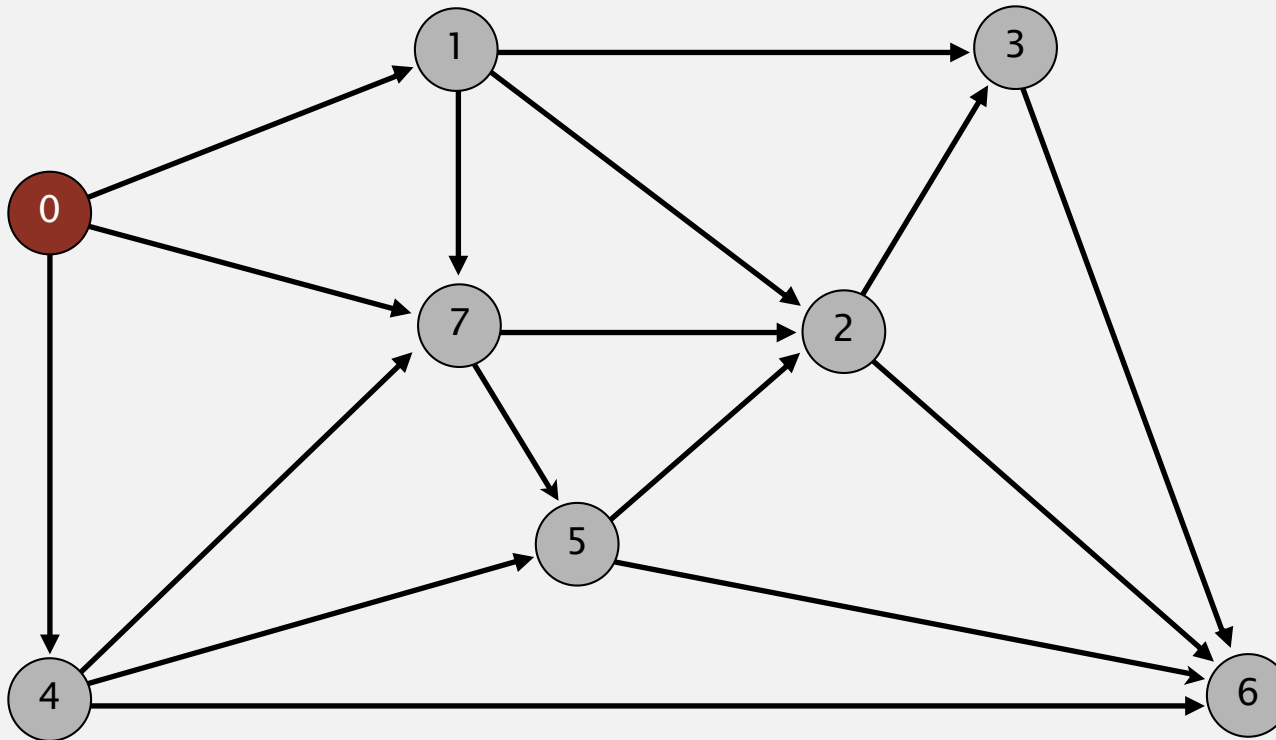
- Consider vertices in topological order.
- Relax all edges incident from that vertex.



topological order: 0 1 4 7 5 2 3 6

Topological sort algorithm

- Consider vertices in topological order.
- Relax all edges incident from that vertex.

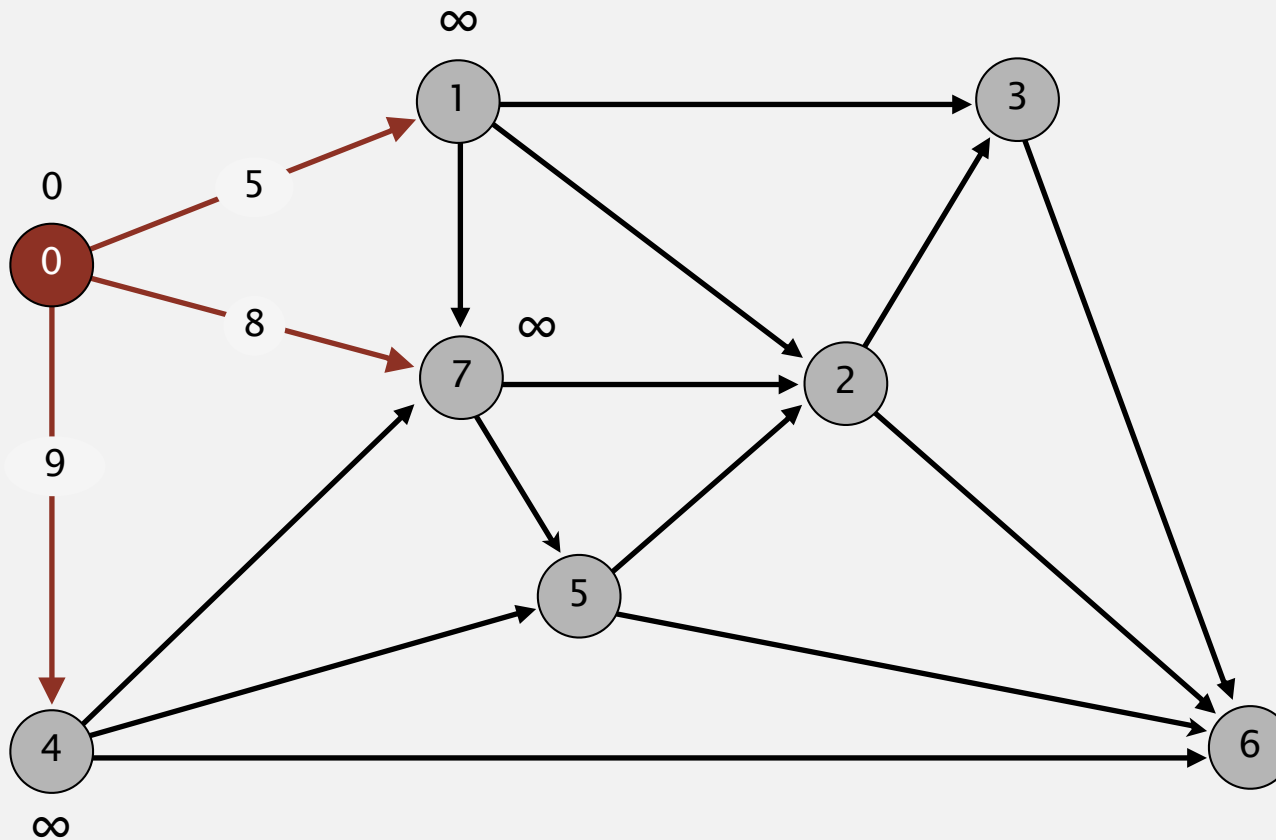


choose vertex 0

	↓							
	0	1	4	7	5	2	3	6
	v	distTo[]		edgeTo[]				
→	0	0.0						
	1							
	2							
	3							
	4							
	5							
	6							
	7							

Topological sort algorithm

- Consider vertices in topological order.
- Relax all edges incident from that vertex.

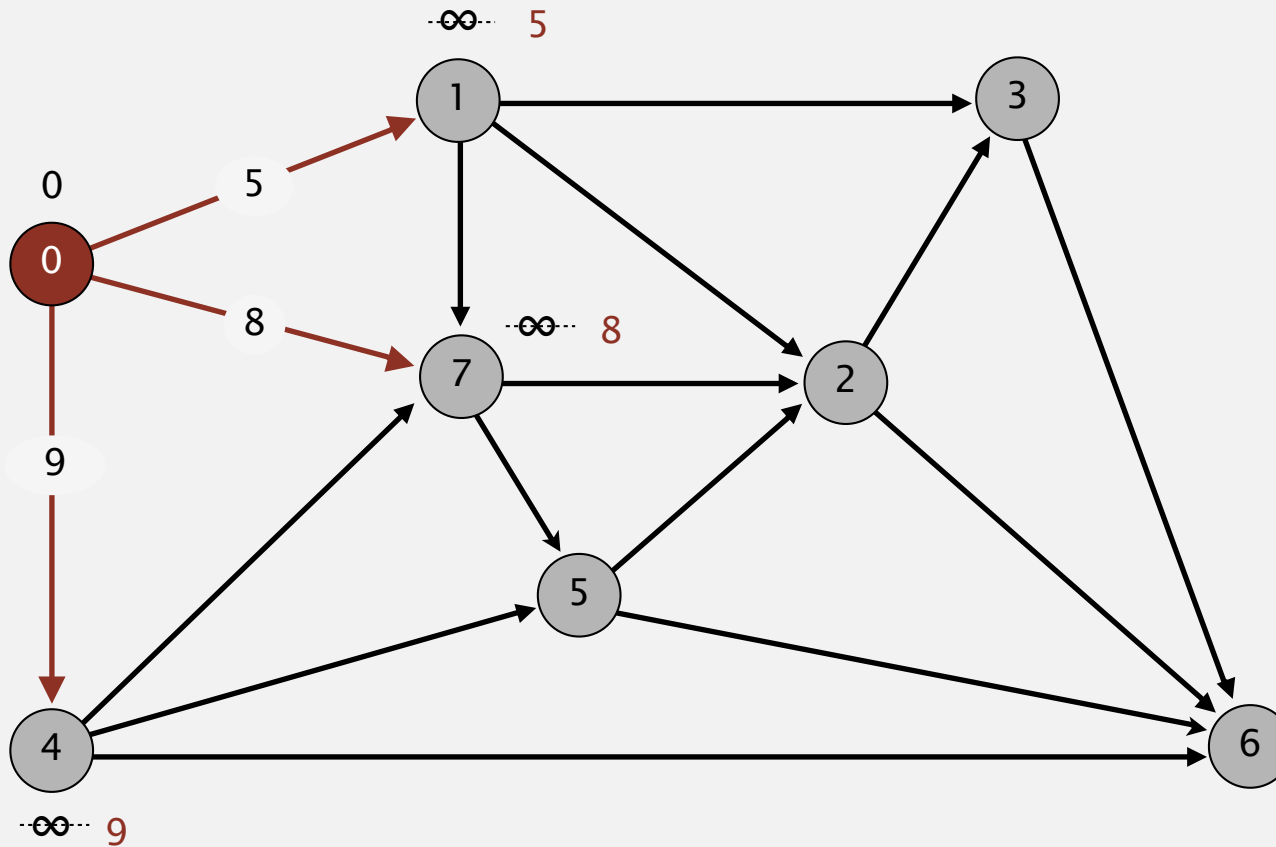


relax all edges incident from 0

↓	0	1	4	7	5	2	3	6
→	v	distTo[]		edgeTo[]				
	0	0.0		-				
	1							
	2							
	3							
	4							
	5							
	6							
	7							

Topological sort algorithm

- Consider vertices in topological order.
- Relax all edges incident from that vertex.



relax all edges incident from 0

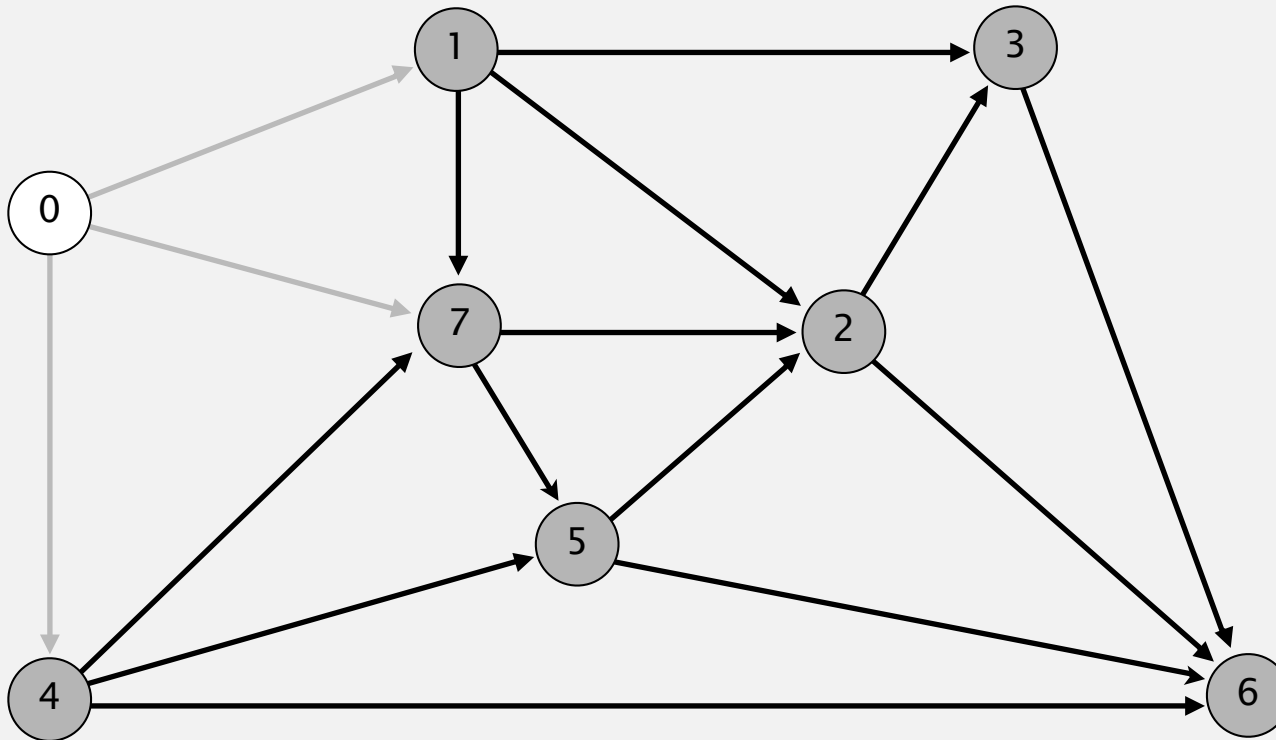
↓

0 1 4 7 5 2 3 6

v	distTo[]	edgeTo[]
0	0.0	-
1	5.0	0→1
2		
3		
4	9.0	0→4
5		
6		
7	8.0	0→7

Topological sort algorithm

- Consider vertices in topological order.
- Relax all edges incident from that vertex.



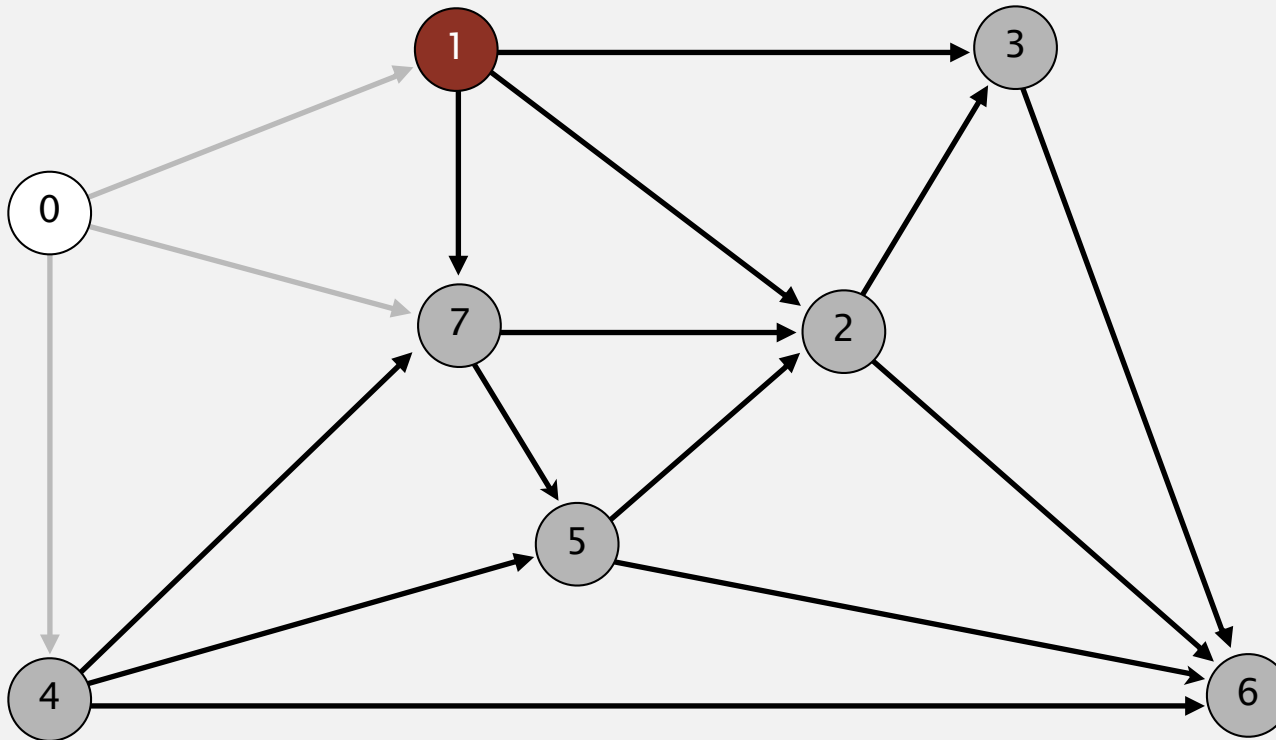
↓

0 1 4 7 5 2 3 6

v	distTo[]	edgeTo[]
0	0.0	-
1	5.0	0→1
2		
3		
4	9.0	0→4
5		
6		
7	8.0	0→7

Topological sort algorithm

- Consider vertices in topological order.
- Relax all edges incident from that vertex.

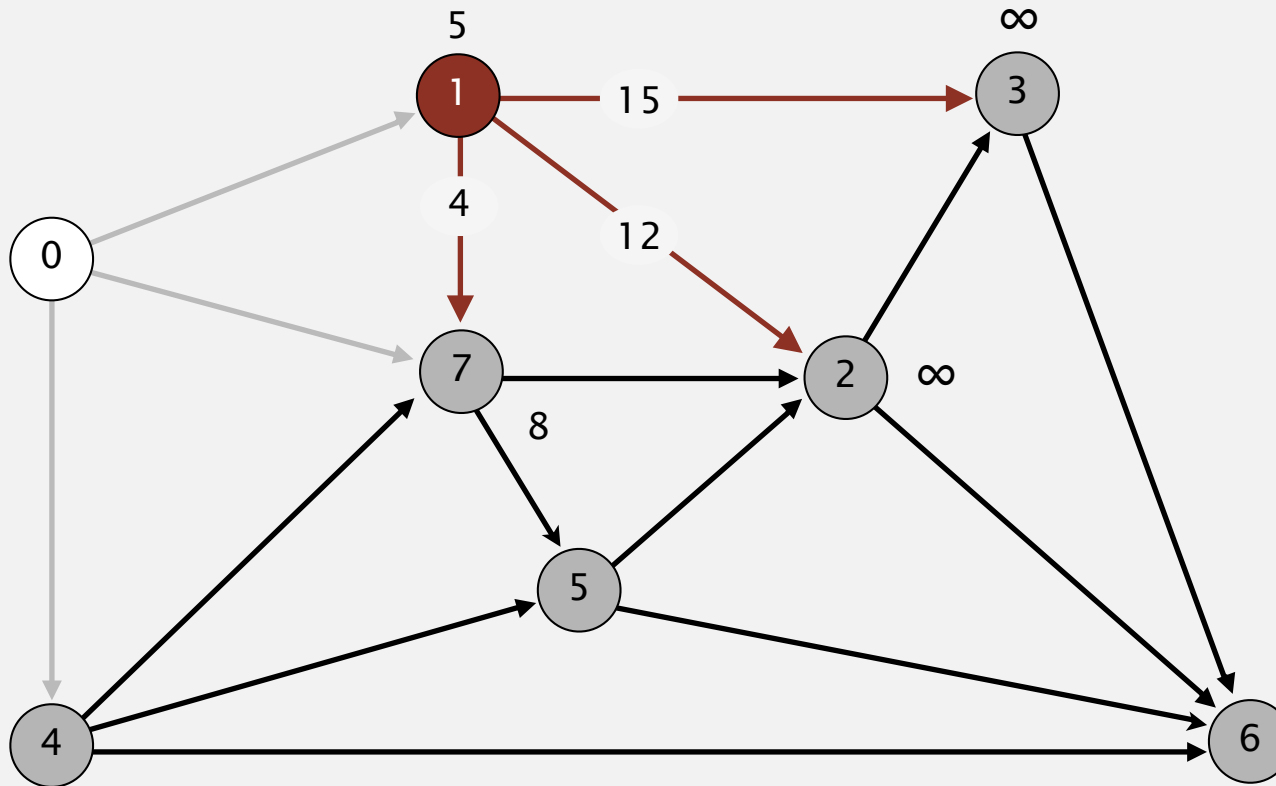


choose vertex 1

	↓						
0	1	4	7	5	2	3	6
v	distTo[]	edgeTo[]					
0	0.0	-					
→ 1	5.0	0→1					
2							
3							
4	9.0	0→4					
5							
6							
7	8.0	0→7					

Topological sort algorithm

- Consider vertices in topological order.
- Relax all edges incident from that vertex.

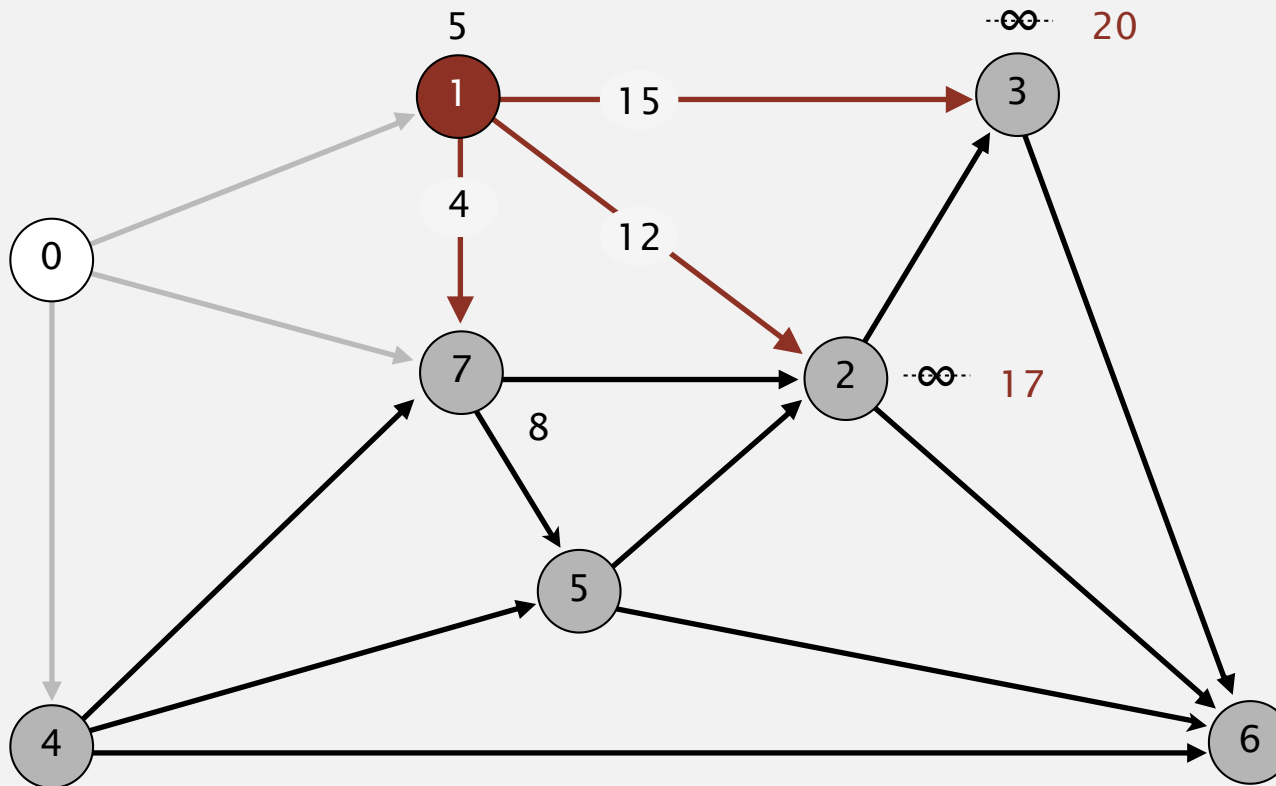


relax all edges incident from 1

	↓						
0	1	4	7	5	2	3	6
v	distTo[]	edgeTo[]					
0	0.0	-					
→ 1	5.0	0→1					
2							
3							
4	9.0	0→4					
5							
6							
7	8.0	0→7					

Topological sort algorithm

- Consider vertices in topological order.
- Relax all edges incident from that vertex.

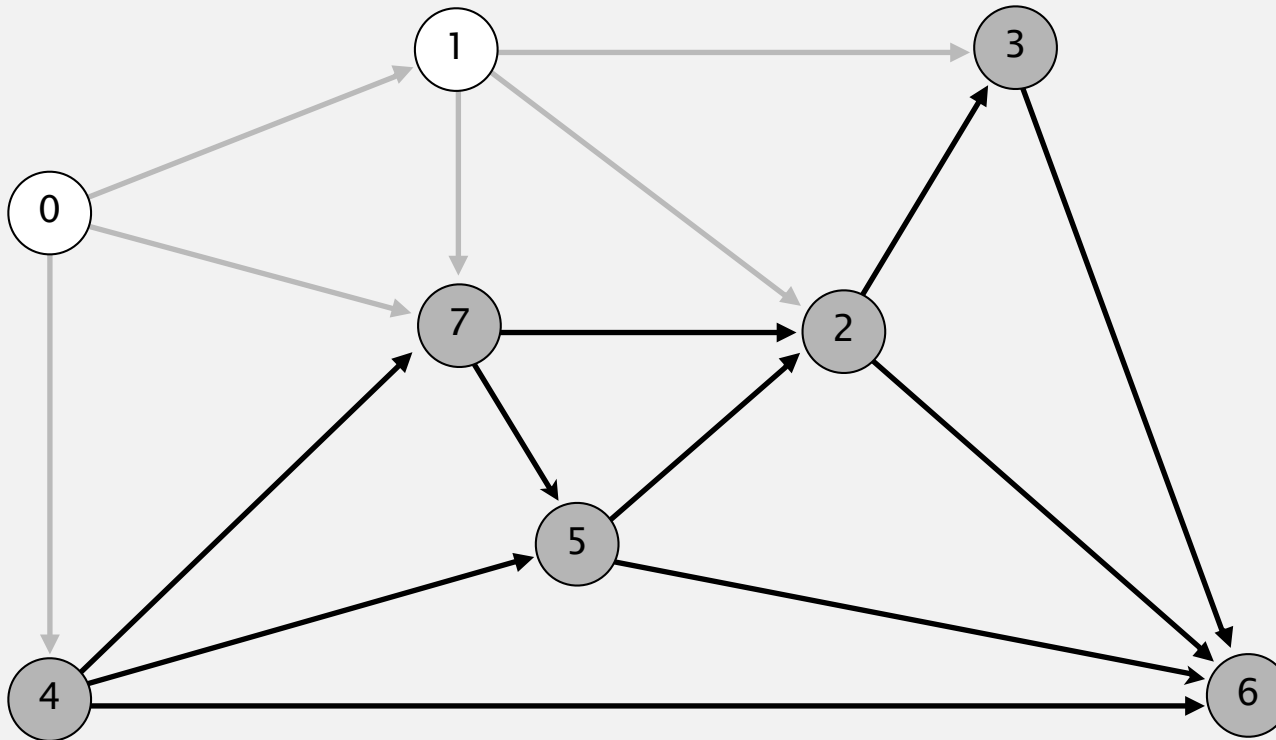


relax all edges incident from 1

v	distTo[]	edgeTo[]
0	0.0	-
1	5.0	0→1
2	17.0	1→2
3	20.0	1→3
4	9.0	0→4
5		
6		
7	8.0 ✓	0→7

Topological sort algorithm

- Consider vertices in topological order.
- Relax all edges incident from that vertex.



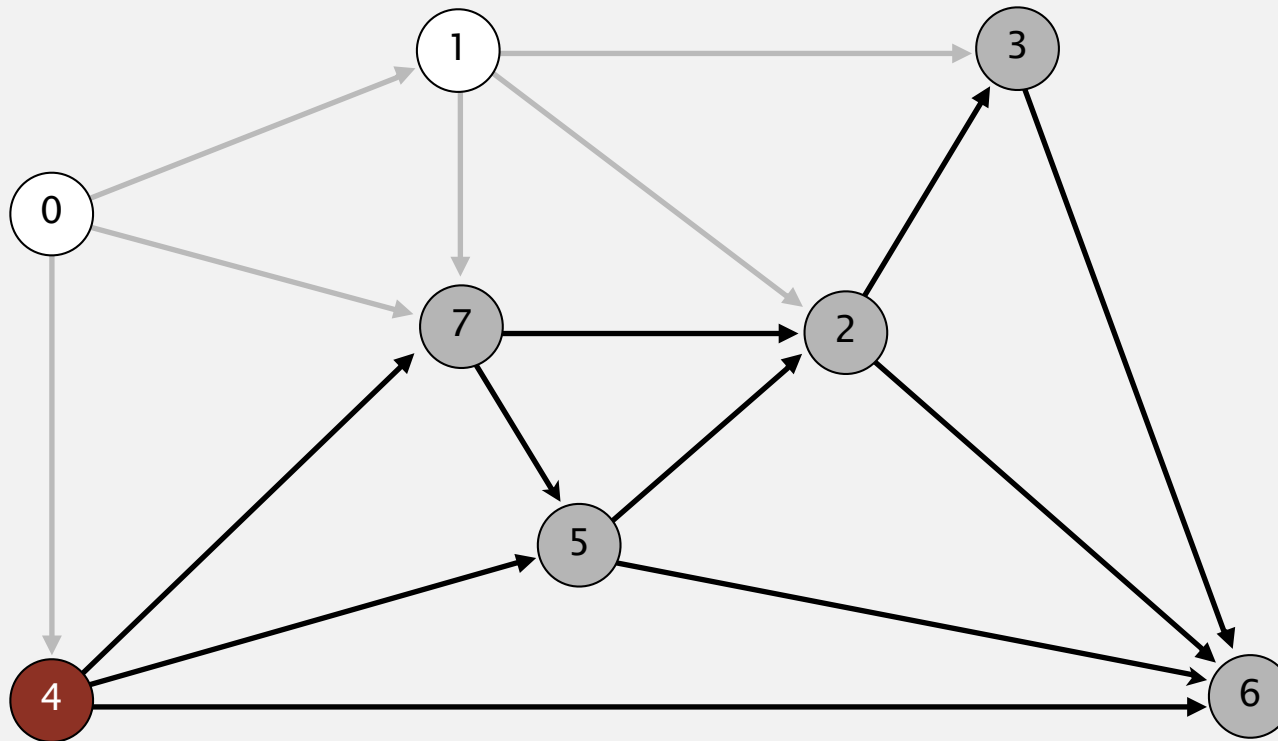
↓

0 1 4 7 5 2 3 6

v	distTo[]	edgeTo[]
0	0.0	-
1	5.0	0→1
2	17.0	1→2
3	20.0	1→3
4	9.0	0→4
5		
6		
7	8.0	0→7

Topological sort algorithm

- Consider vertices in topological order.
- Relax all edges incident from that vertex.



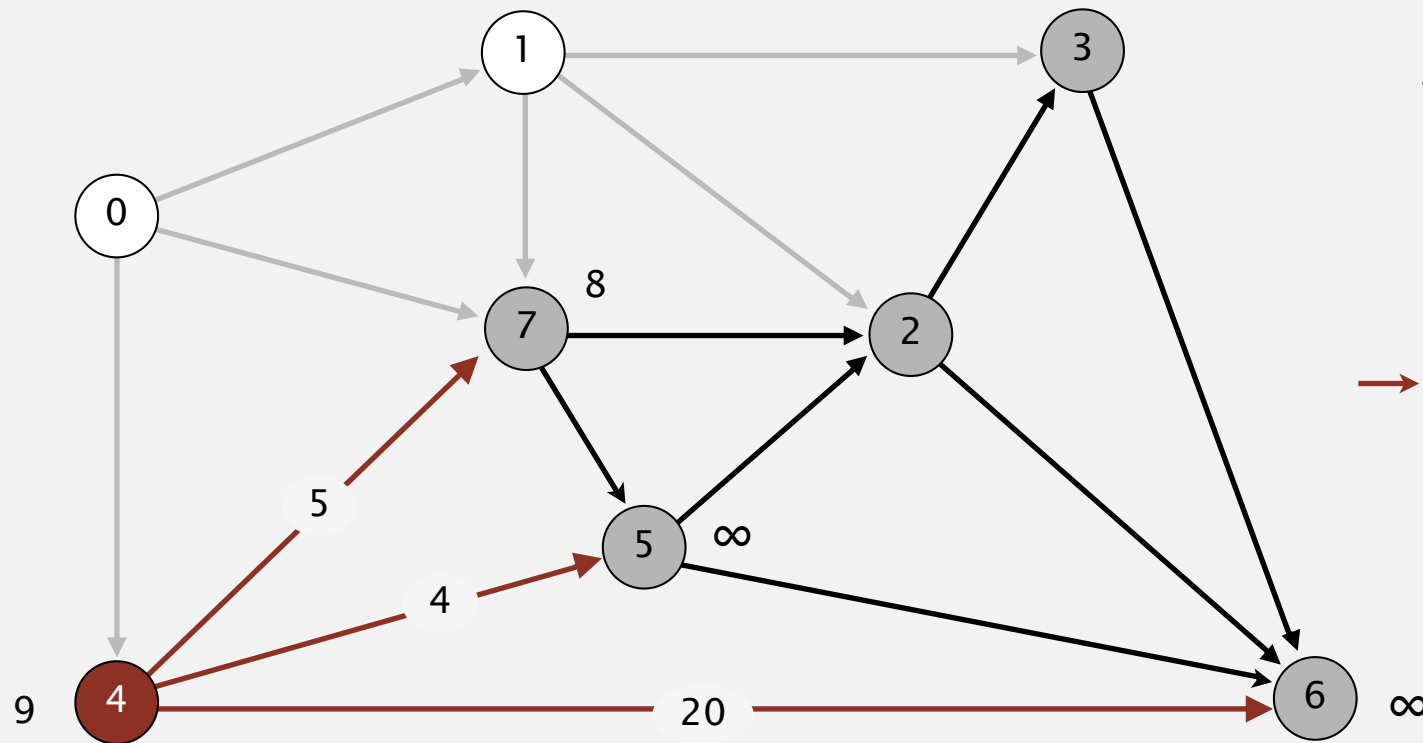
	0	1	4	7	5	2	3	6
			↓					
v	0	1	4	7	5	2	3	6
distTo[]	0.0	5.0	9.0	17.0	20.0			
edgeTo[]	-	0→1	0→4	1→2	1→3			
			→					

select vertex 4

(Dijkstra would have selected vertex 7)

Topological sort algorithm

- Consider vertices in topological order.
- Relax all edges incident from that vertex.

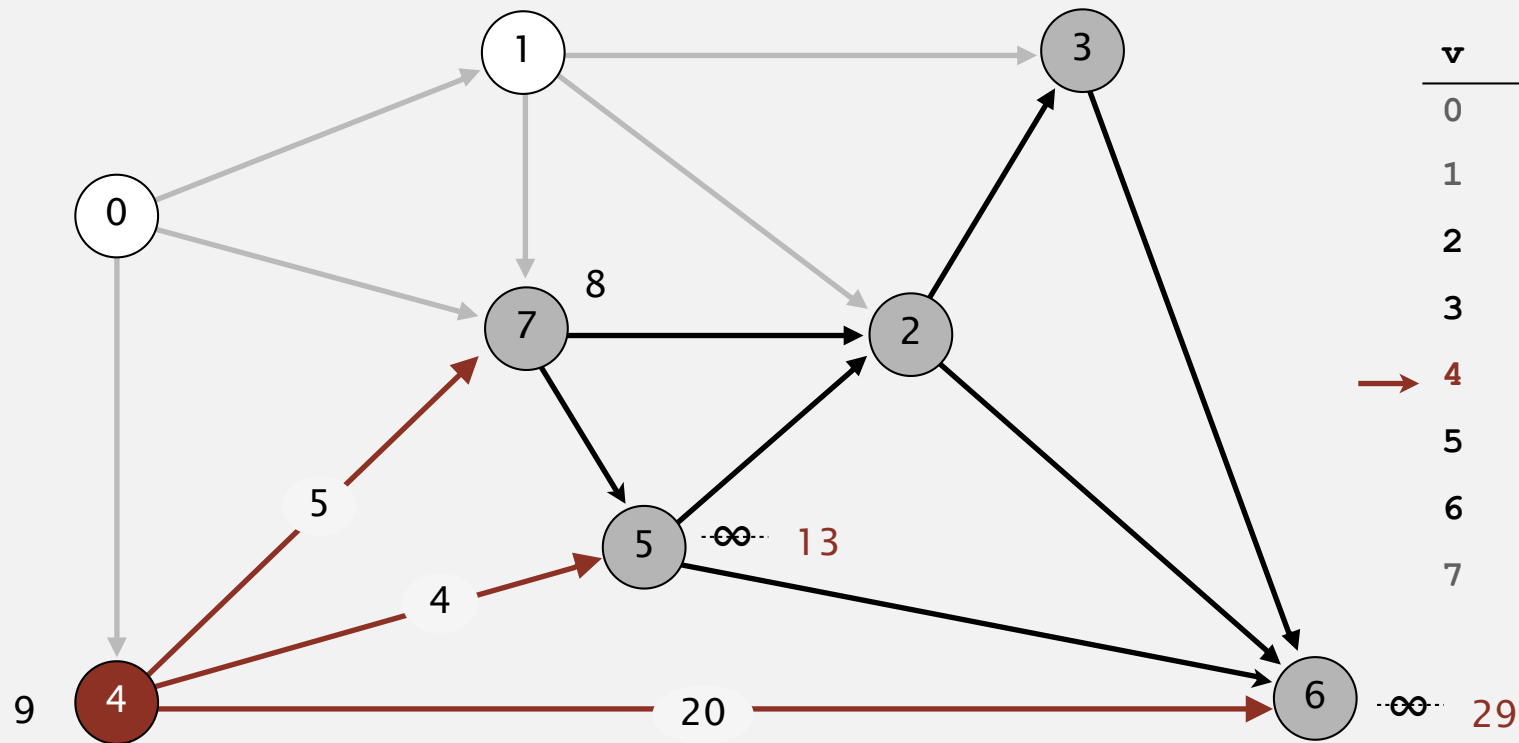


v	distTo[]	edgeTo[]
0	0.0	-
1	5.0	0→1
2	17.0	1→2
3	20.0	1→3
4	9.0	0→4
5	∞	
6	∞	
7	8.0	0→7

relax all edges incident from 4

Topological sort algorithm

- Consider vertices in topological order.
- Relax all edges incident from that vertex.



↓

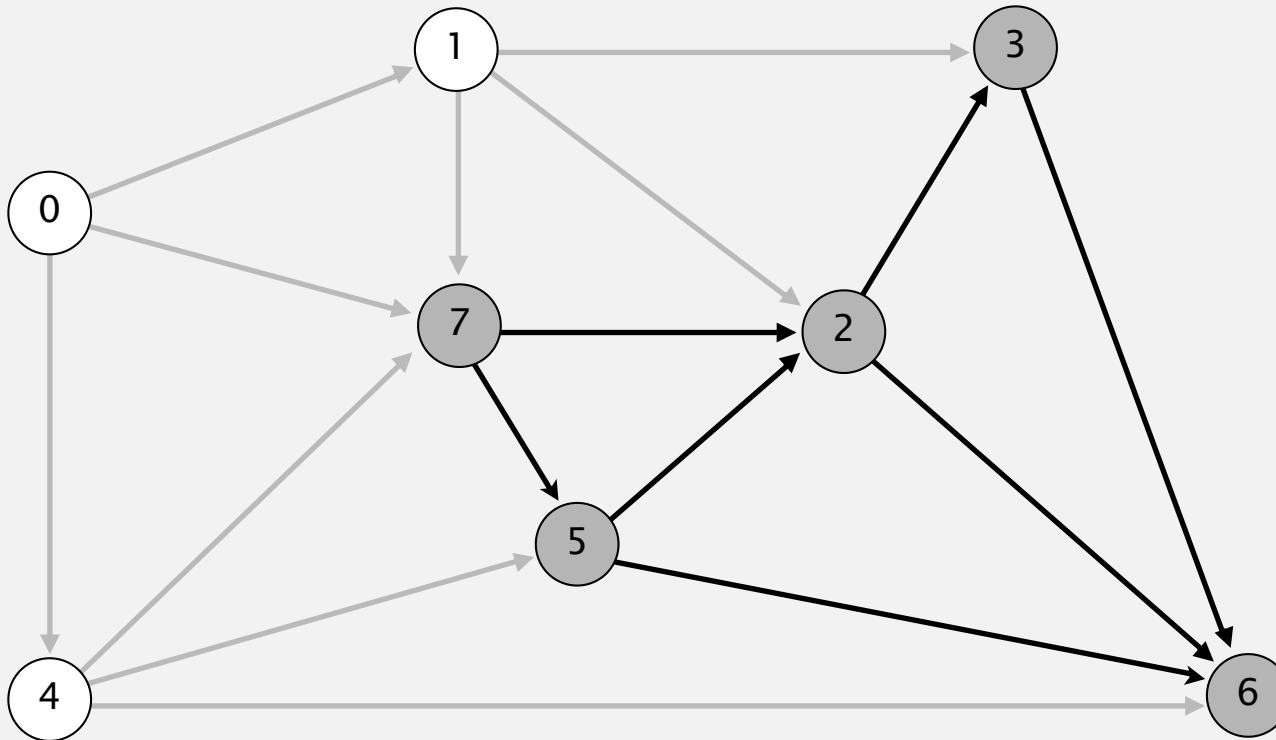
0 1 4 7 5 2 3 6

v	distTo[]	edgeTo[]
0	0.0	-
1	5.0	0→1
2	17.0	1→2
3	20.0	1→3
4	9.0	0→4
5	13.0	4→5
6	29.0	4→6
7	8.0 ✓	0→7

relax all edges incident from 4

Topological sort algorithm

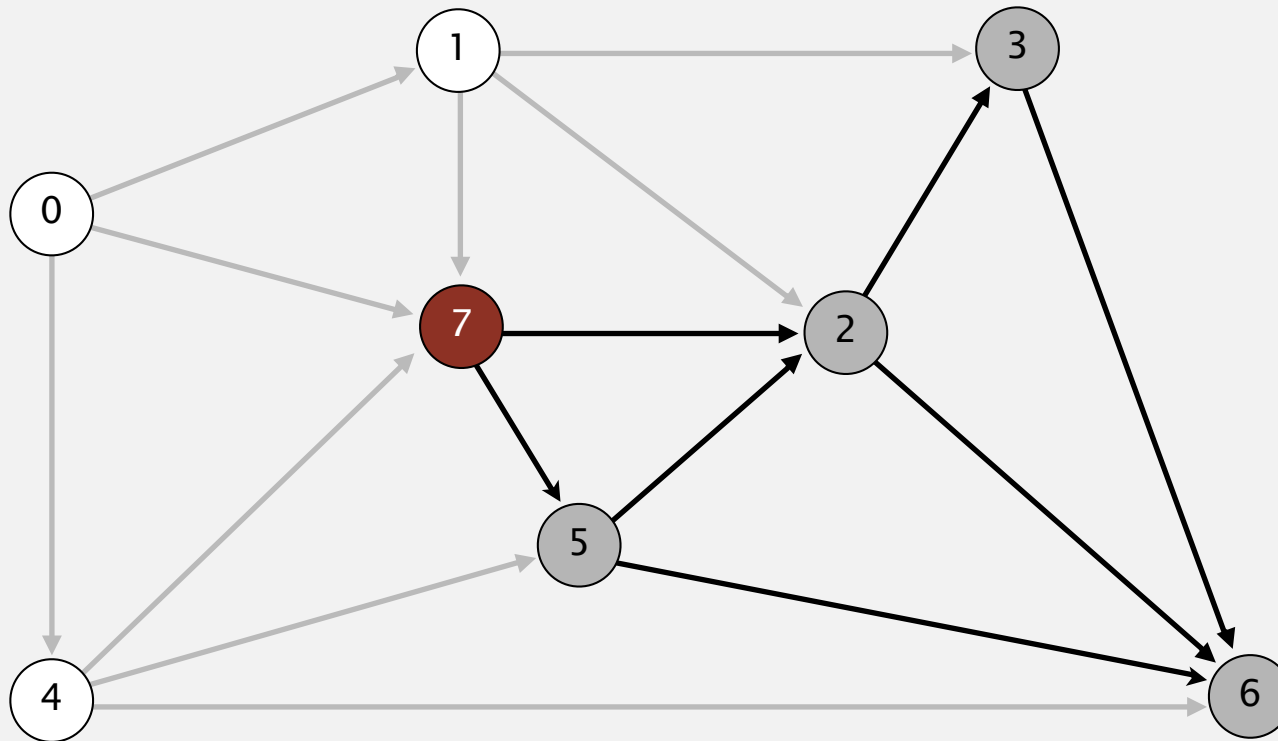
- Consider vertices in topological order.
- Relax all edges incident from that vertex.



	0	1	4	7	5	2	3	6
				↓				
v	0	1	4	7	5	2	3	6
distTo[]	0.0	5.0	9.0	8.0	13.0	17.0	20.0	29.0
edgeTo[]	-	0→1	0→4	0→7	4→5	1→2	1→3	4→6

Topological sort algorithm

- Consider vertices in topological order.
- Relax all edges incident from that vertex.

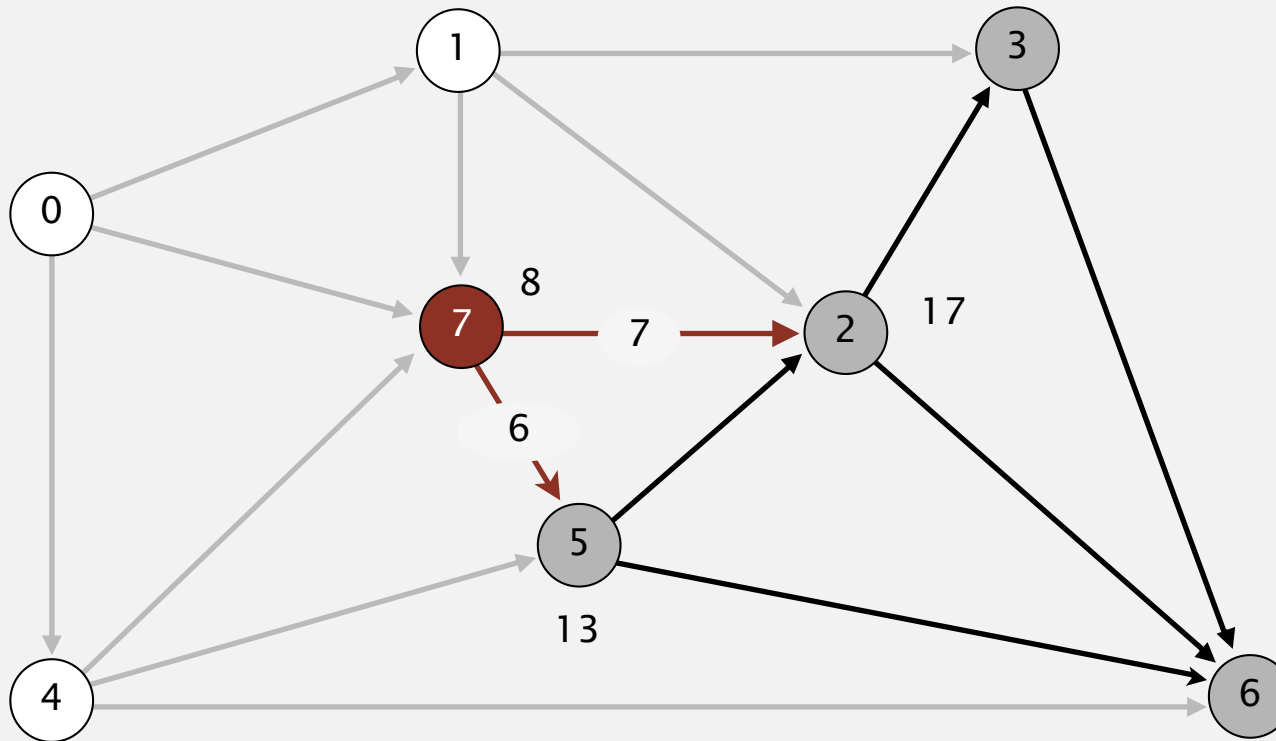


choose vertex 7

	0	1	4	7	5	2	3	6
				↓				
	0	1	4	7	5	2	3	6
v	distTo[]	edgeTo[]						
0	0.0	-						
1	5.0	0→1						
2	17.0	1→2						
3	20.0	1→3						
4	9.0	0→4						
5	13.0	4→5						
6	29.0	4→6						
→ 7	8.0	0→7						

Topological sort algorithm

- Consider vertices in topological order.
- Relax all edges incident from that vertex.



↓

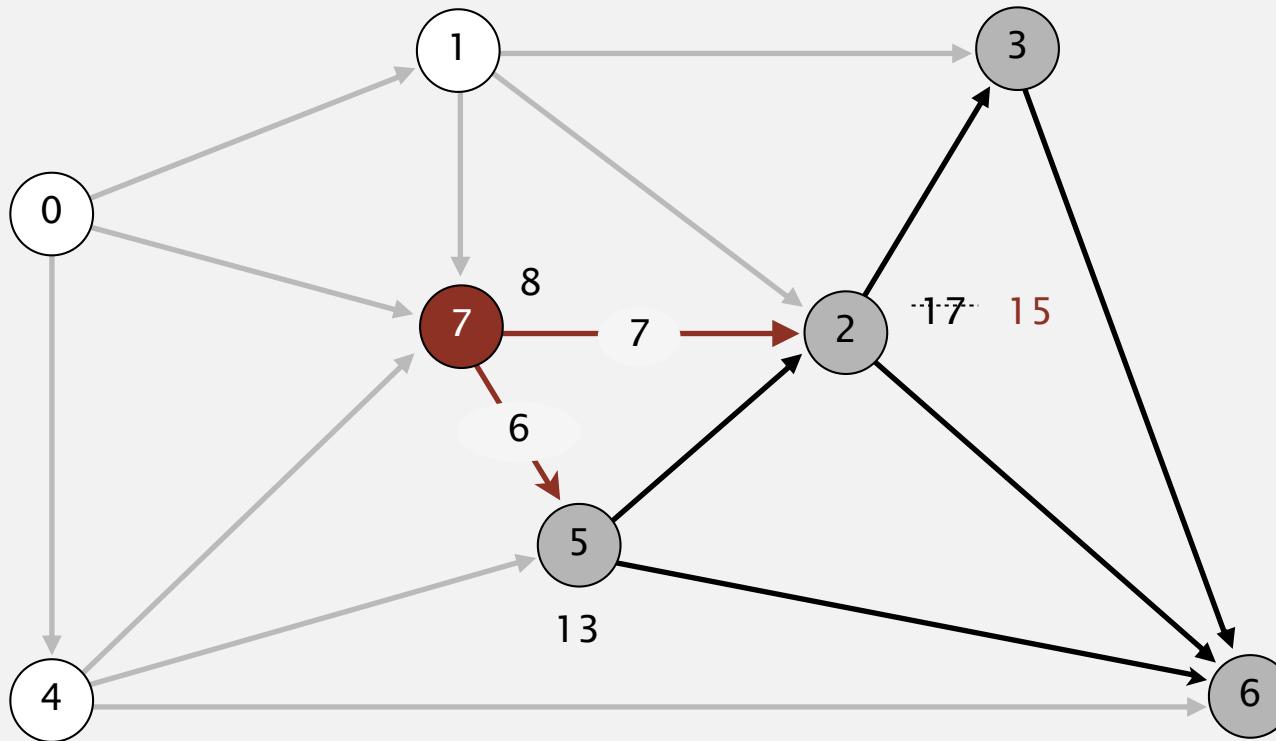
0 1 4 7 5 2 3 6

v	distTo[]	edgeTo[]
0	0.0	-
1	5.0	0→1
2	17.0	1→2
3	20.0	1→3
4	9.0	0→4
5	13.0	4→5
6	29.0	4→6
→ 7	8.0	0→7

relax all edges incident from 7

Topological sort algorithm

- Consider vertices in topological order.
- Relax all edges incident from that vertex.



↓

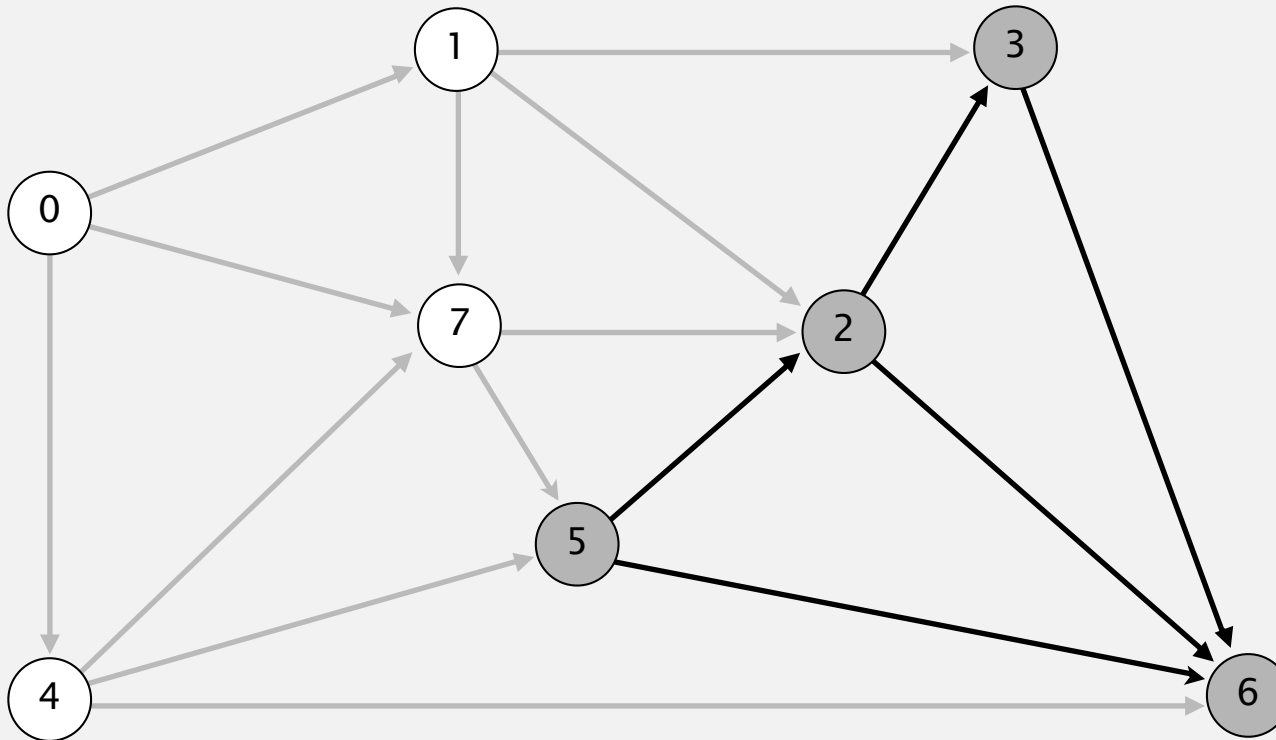
0 1 4 7 5 2 3 6

v	distTo[]	edgeTo[]
0	0.0	-
1	5.0	0→1
2	15.0	7→2
3	20.0	1→3
4	9.0	0→4
5	13.0	4→5
6	29.0	4→6
7	8.0	0→7

relax all edges incident from 7

Topological sort algorithm

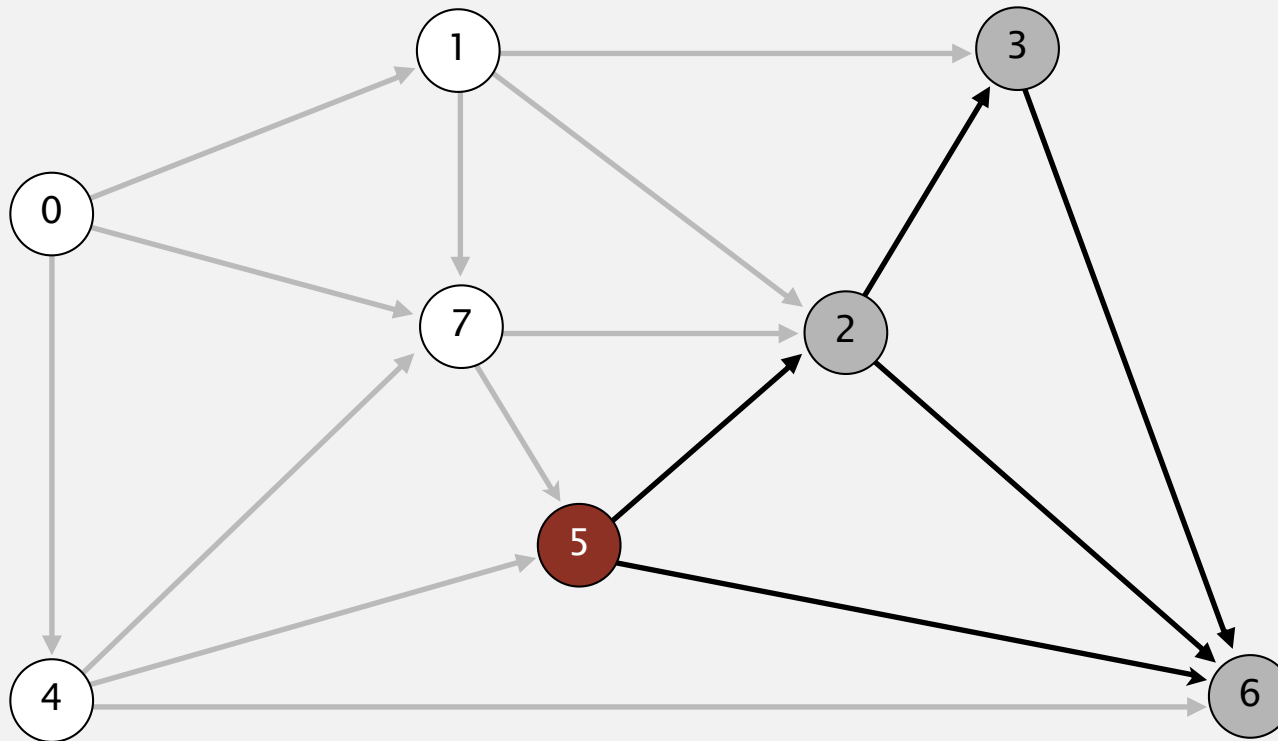
- Consider vertices in topological order.
- Relax all edges incident from that vertex.



	0	1	4	7	5	2	3	6
v	<hr/>							
	0.0	5.0	9.0	8.0	13.0	15.0	20.0	29.0
distTo[]	-	0→1	0→4	0→7	4→5	7→2	1→3	4→6
edgeTo[]								

Topological sort algorithm

- Consider vertices in topological order.
- Relax all edges incident from that vertex.

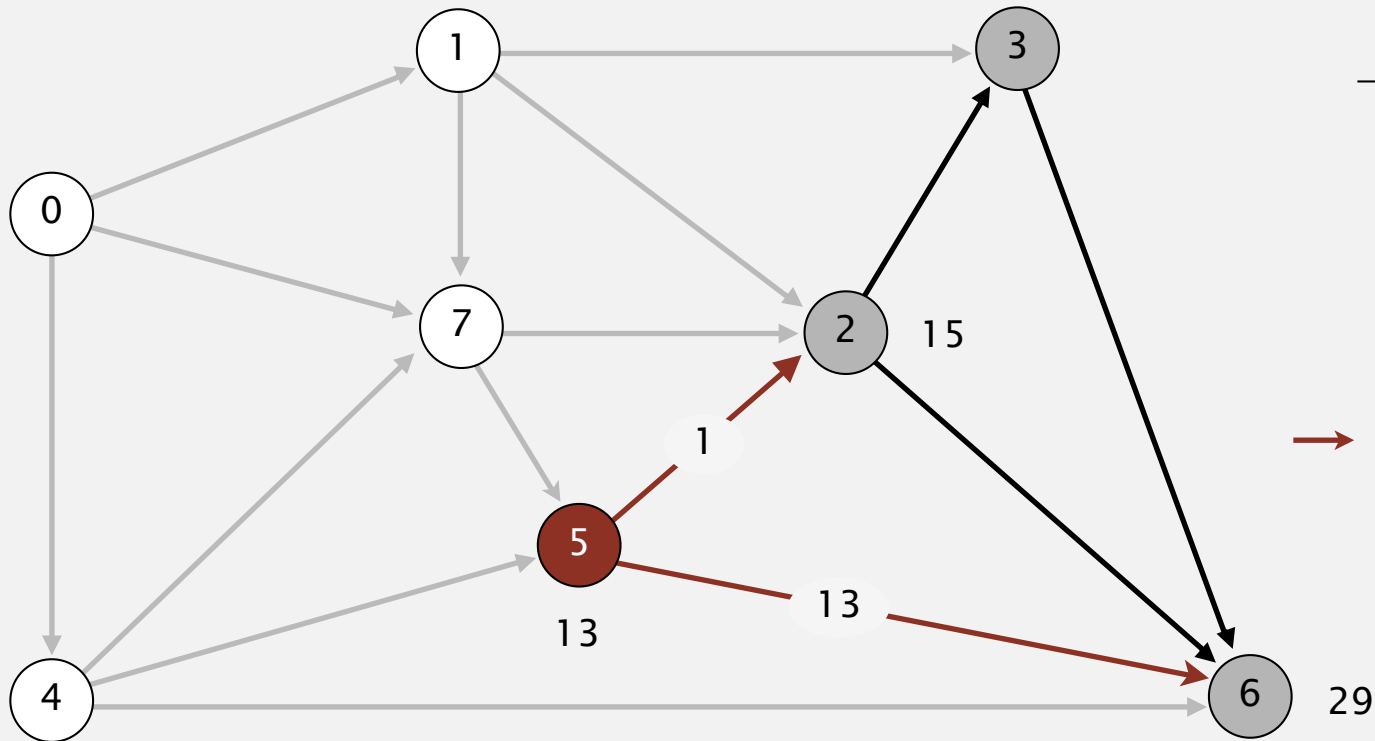


select vertex 5

	0	1	4	7	5	2	3	6
					↓			
	0	1	4	7	5	2	3	6
v	distTo[]	edgeTo[]						
0	0.0	-						
1	5.0	0→1						
2	15.0	7→2						
3	20.0	1→3						
4	9.0	0→4						
→ 5	13.0	4→5						
6	29.0	4→6						
7	8.0	0→7						

Topological sort algorithm

- Consider vertices in topological order.
- Relax all edges incident from that vertex.

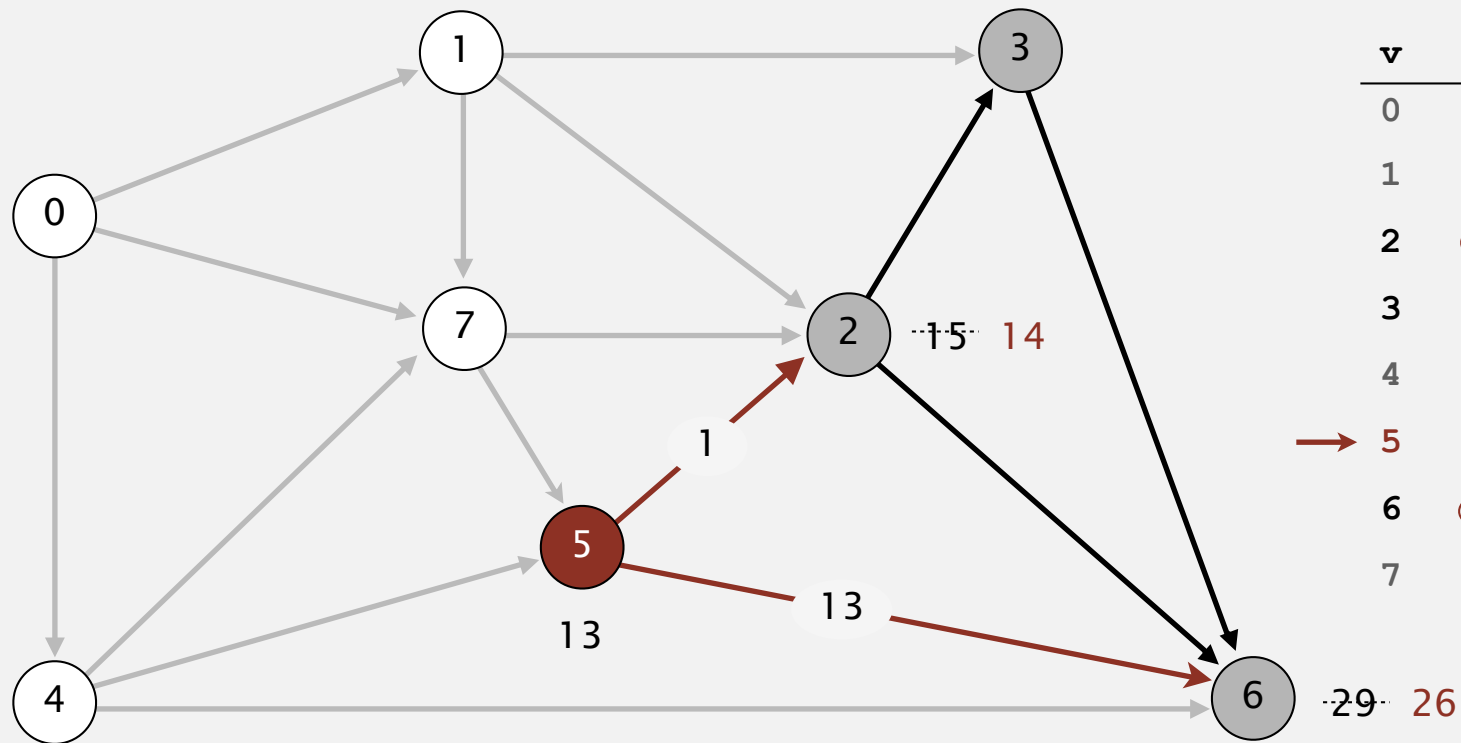


v	distTo[]	edgeTo[]
0	0.0	-
1	5.0	0→1
2	15.0	7→2
3	20.0	1→3
4	9.0	0→4
5	13.0	4→5
6	29.0	4→6
7	8.0	0→7

relax all edges incident from 5

Topological sort algorithm

- Consider vertices in topological order.
- Relax all edges incident from that vertex.



↓

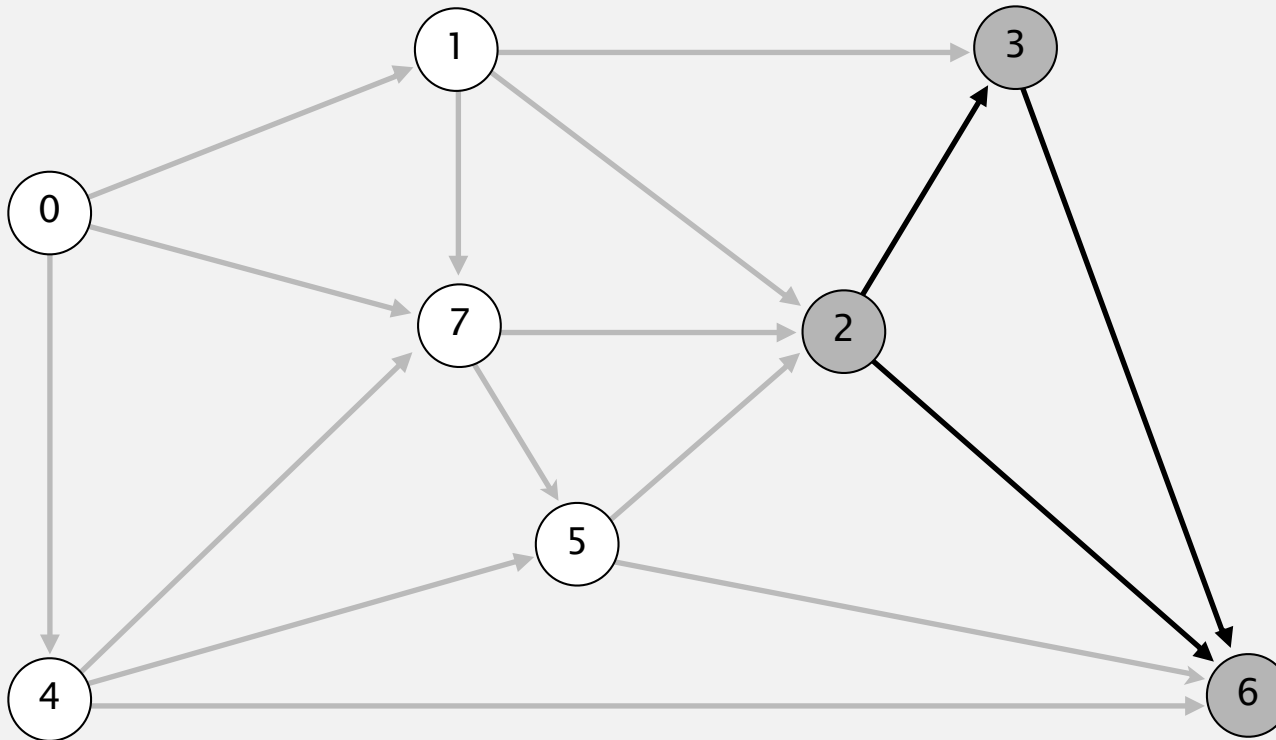
0 1 4 7 **5** 2 3 6

v	distTo[]	edgeTo[]
0	0.0	-
1	5.0	0→1
2	14.0	5→2
3	20.0	1→3
4	9.0	0→4
5	13.0	4→5
6	26.0	5→6
7	8.0	0→7

relax all edges incident from 5

Topological sort algorithm

- Consider vertices in topological order.
- Relax all edges incident from that vertex.



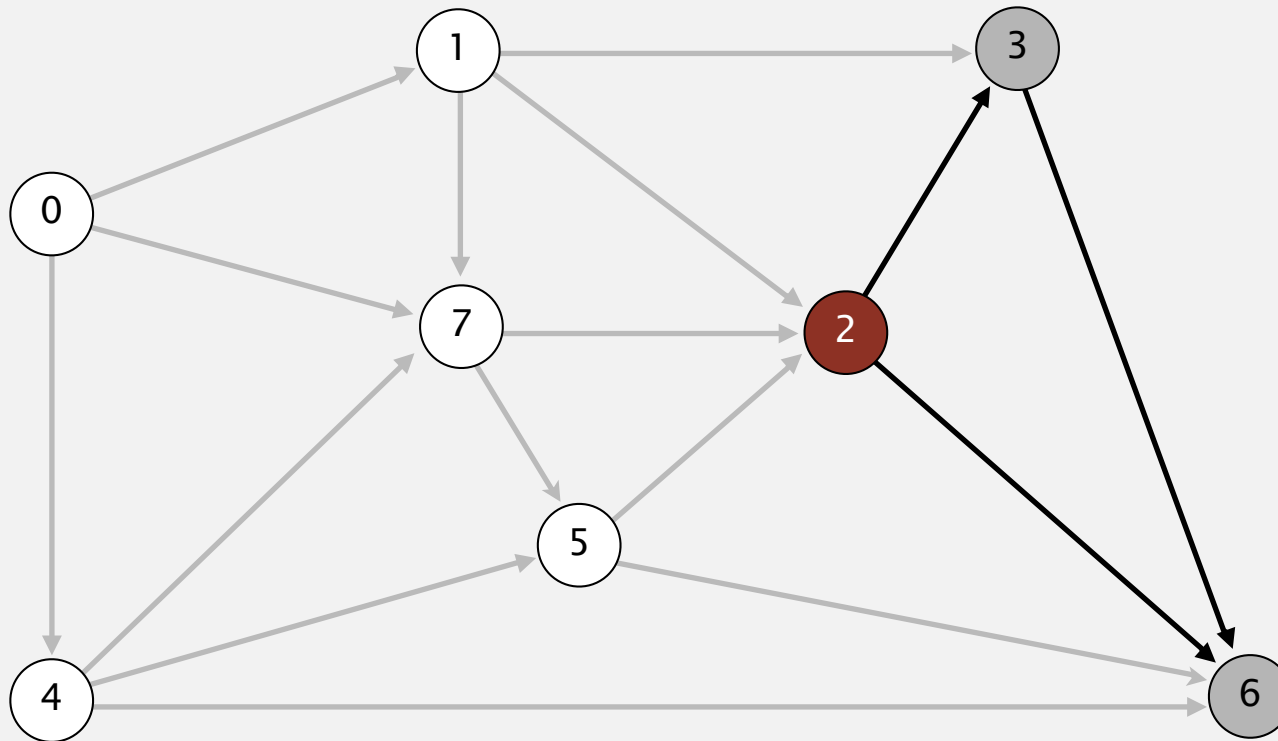
↓

0 1 4 7 5 **2** 3 6

v	distTo[]	edgeTo[]
0	0.0	-
1	5.0	0→1
2	14.0	5→2
3	20.0	1→3
4	9.0	0→4
5	13.0	4→5
6	26.0	5→6
7	8.0	0→7

Topological sort algorithm

- Consider vertices in topological order.
- Relax all edges incident from that vertex.



select vertex 2

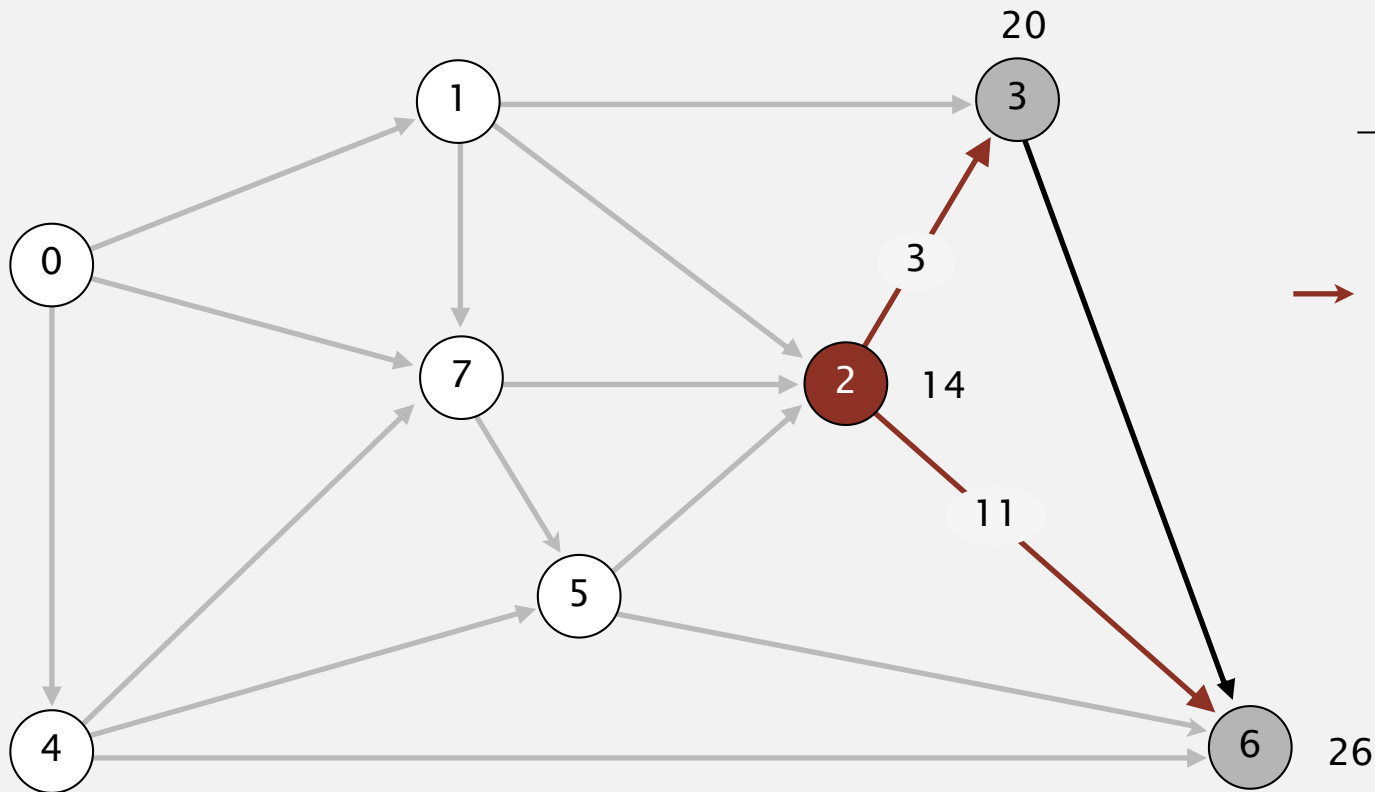
↓

0 1 4 7 5 **2** 3 6

v	distTo[]	edgeTo[]
0	0.0	-
1	5.0	0→1
2	14.0	5→2
3	20.0	1→3
4	9.0	0→4
5	13.0	4→5
6	26.0	5→6
7	8.0	0→7

Topological sort algorithm

- Consider vertices in topological order.
- Relax all edges incident from that vertex.



↓

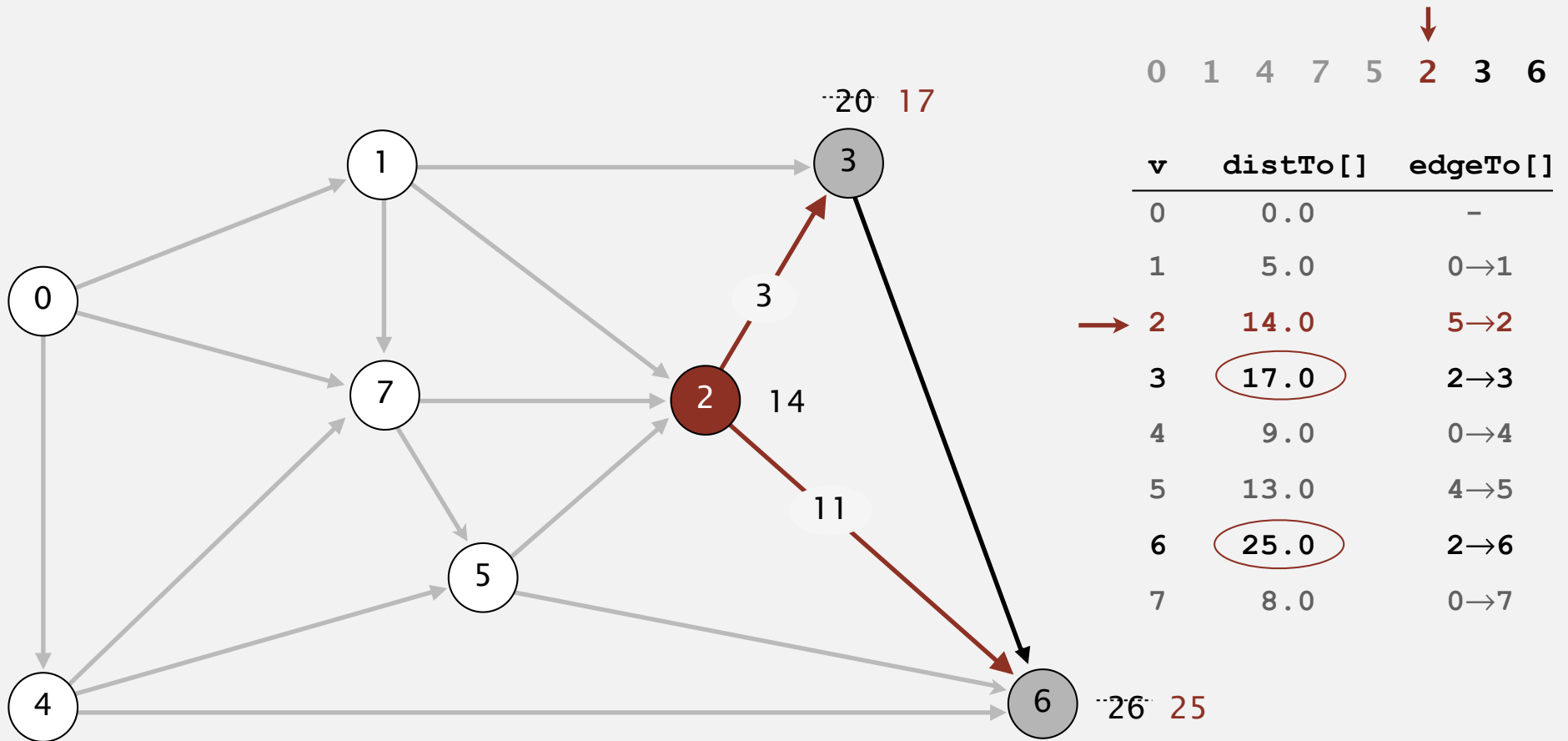
0 1 4 7 5 **2** 3 6

v	distTo[]	edgeTo[]
0	0.0	-
1	5.0	0→1
2	14.0	5→2
3	20.0	1→3
4	9.0	0→4
5	13.0	4→5
6	26.0	5→6
7	8.0	0→7

relax all edges incident from 2

Topological sort algorithm

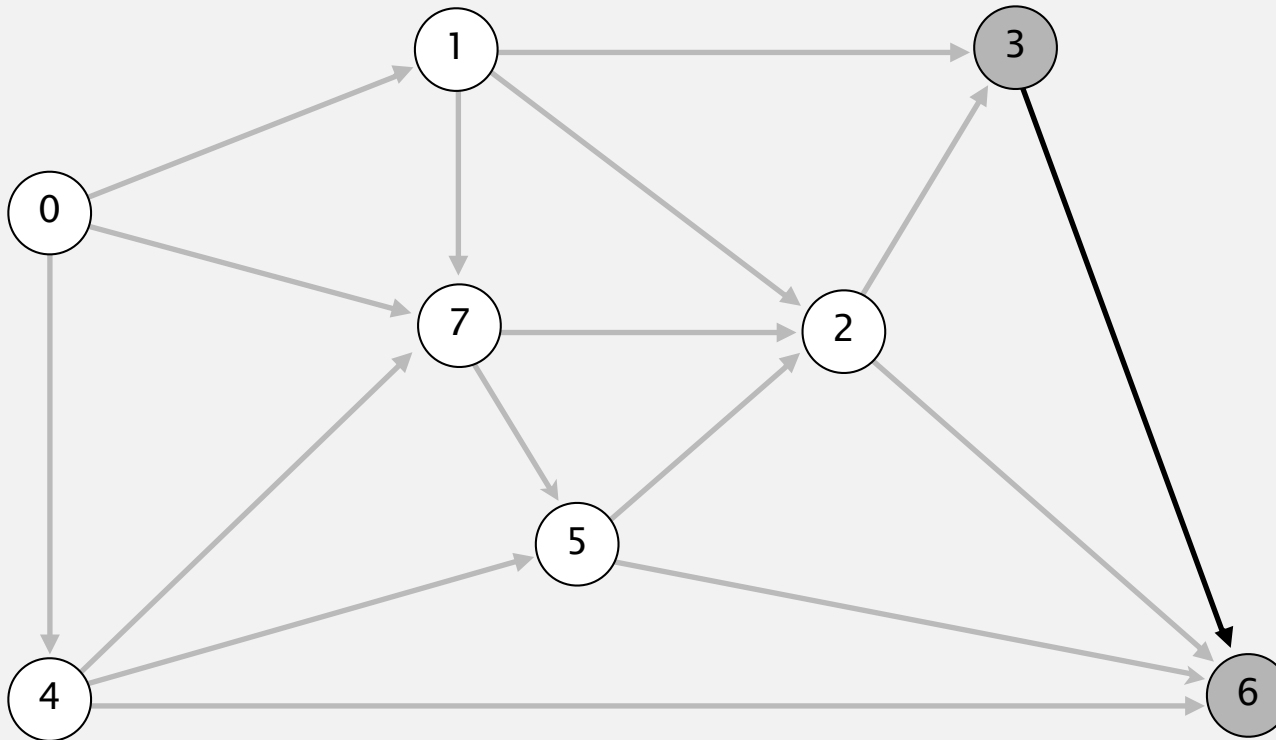
- Consider vertices in topological order.
- Relax all edges incident from that vertex.



relax all edges incident from 2

Topological sort algorithm

- Consider vertices in topological order.
- Relax all edges incident from that vertex.



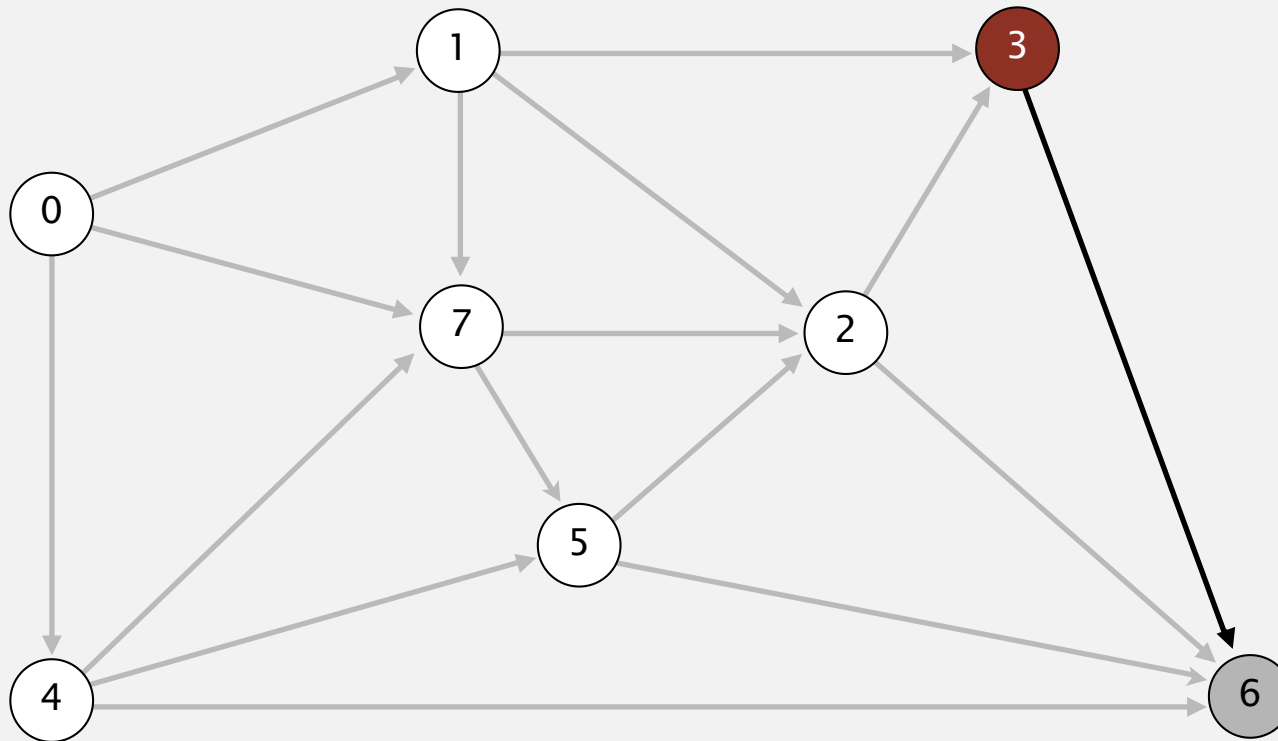
↓

0 1 4 7 5 2 **3** 6

v	distTo[]	edgeTo[]
0	0.0	-
1	5.0	0→1
2	14.0	5→2
3	17.0	2→3
4	9.0	0→4
5	13.0	4→5
6	25.0	2→6
7	8.0	0→7

Topological sort algorithm

- Consider vertices in topological order.
- Relax all edges incident from that vertex.

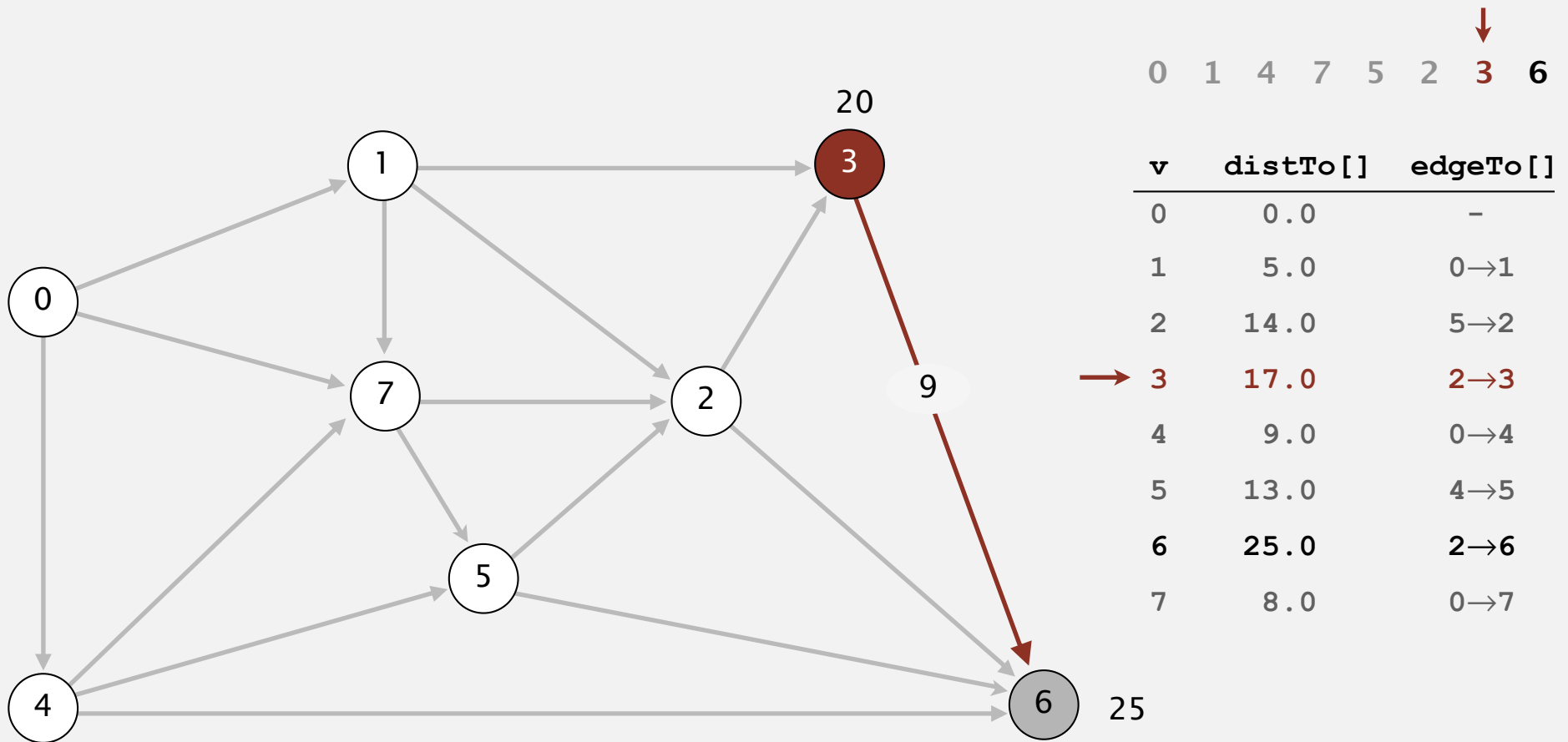


select vertex 3

	0	1	4	7	5	2	3	6
							↓	
v	distTo[]	edgeTo[]						
0	0.0	-						
1	5.0	0→1						
2	14.0	5→2						
3	17.0	2→3						
4	9.0	0→4						
5	13.0	4→5						
6	25.0	2→6						
7	8.0	0→7						

Topological sort algorithm

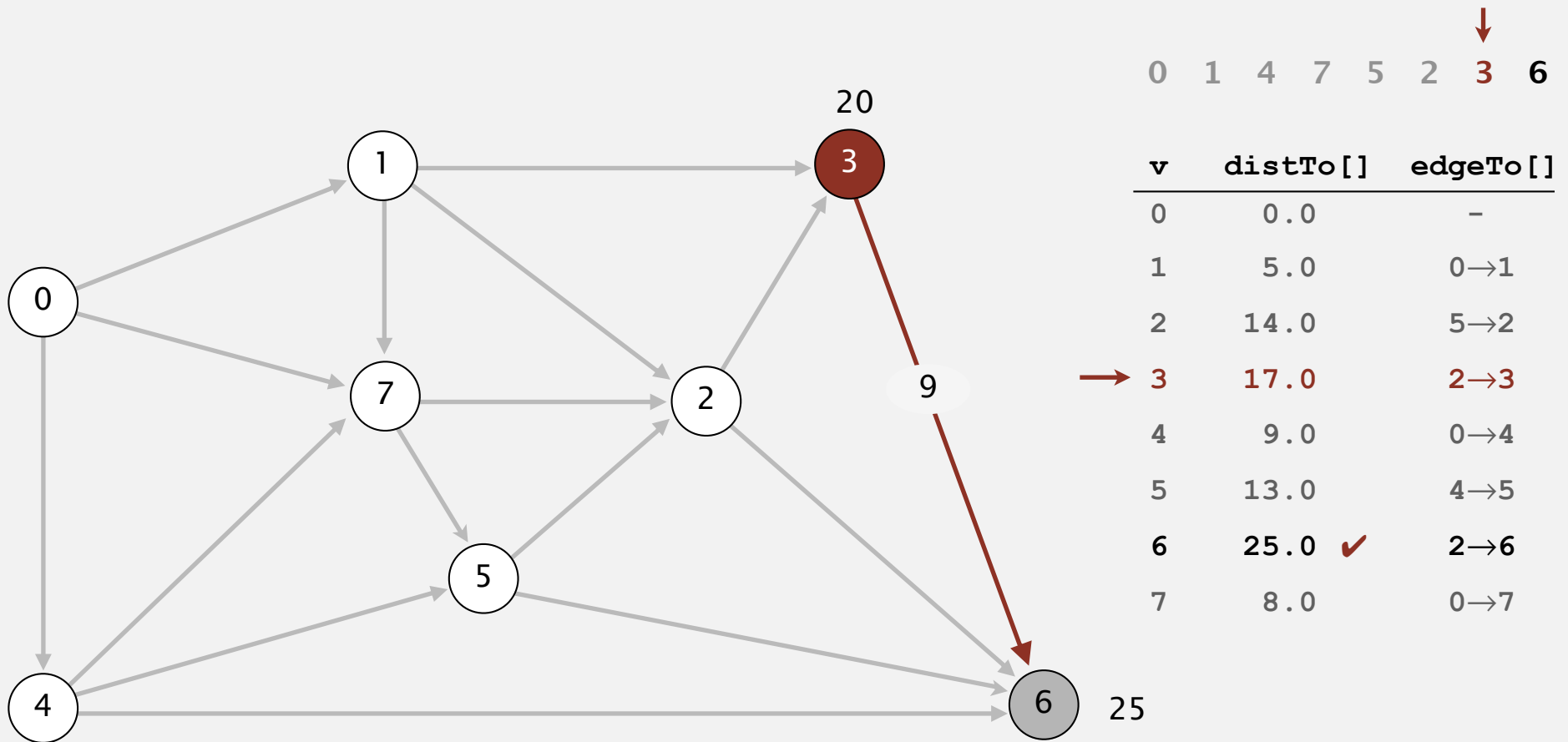
- Consider vertices in topological order.
- Relax all edges incident from that vertex.



relax all edges incident from 3

Topological sort algorithm

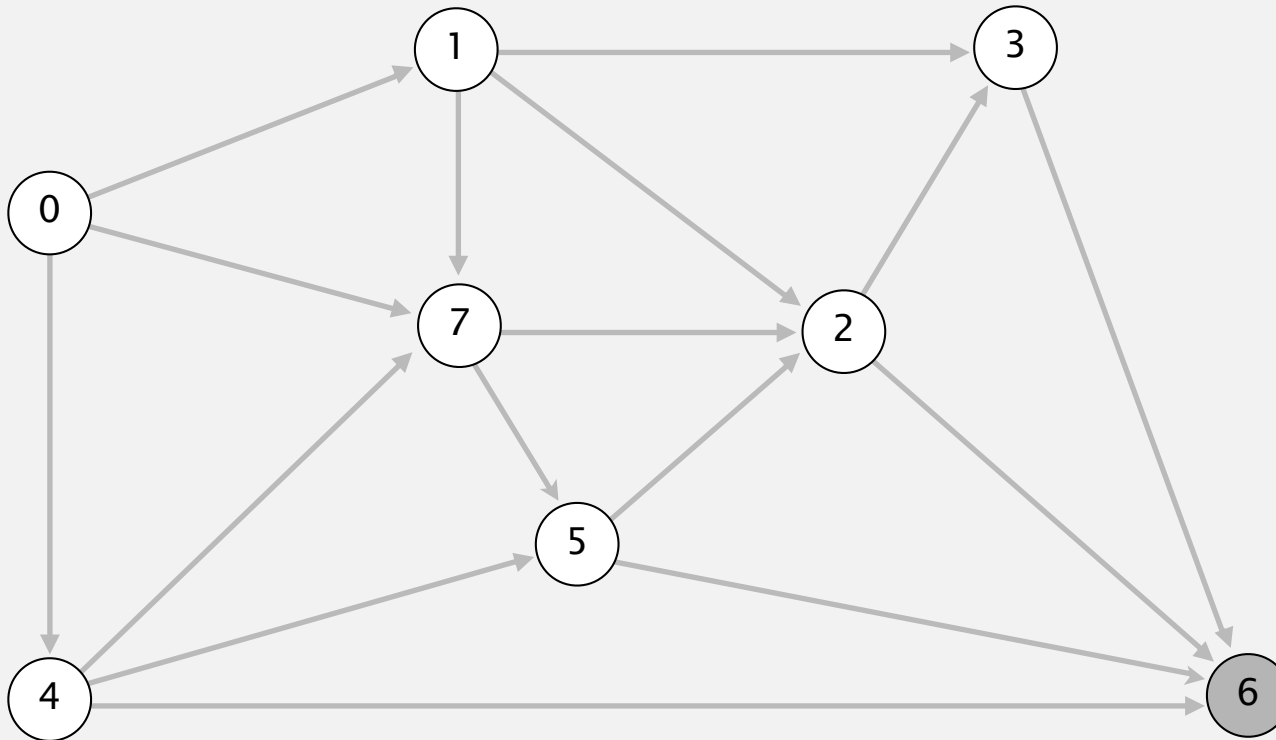
- Consider vertices in topological order.
- Relax all edges incident from that vertex.



relax all edges incident from 3

Topological sort algorithm

- Consider vertices in topological order.
- Relax all edges incident from that vertex.



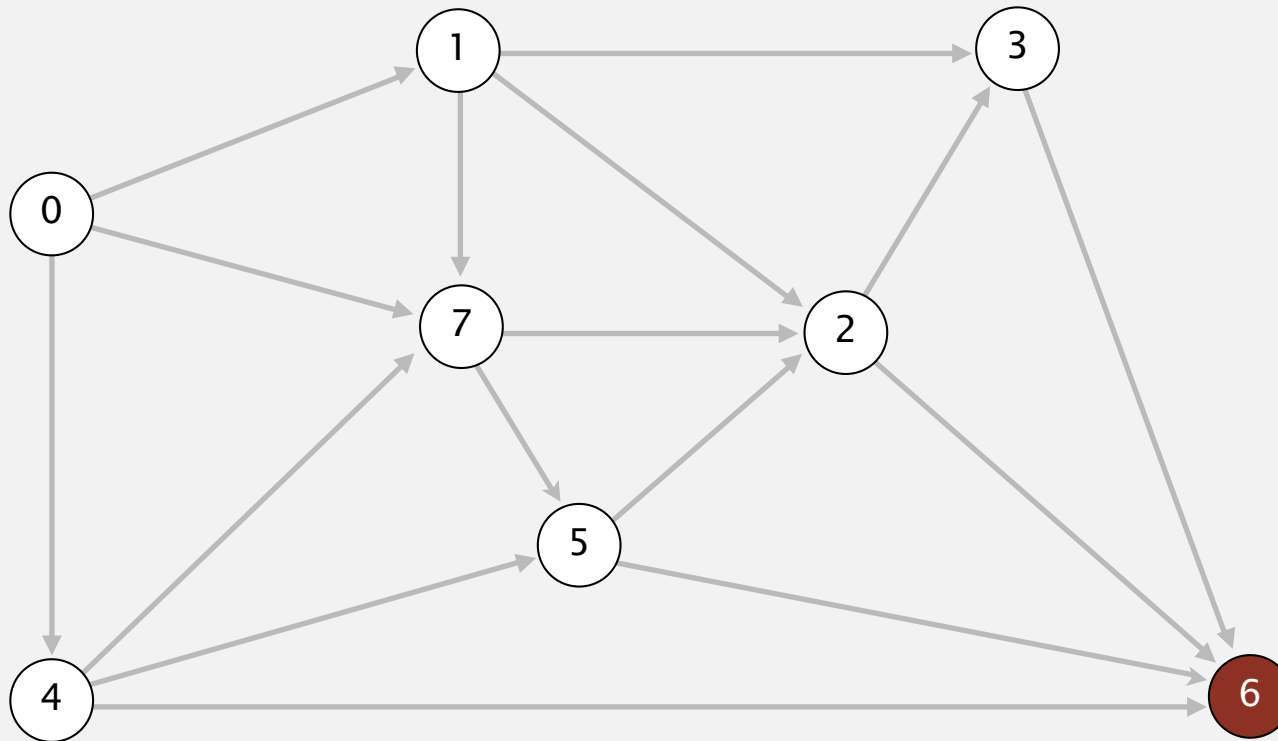
↓

0 1 4 7 5 2 3 **6**

v	distTo[]	edgeTo[]
0	0.0	-
1	5.0	0→1
2	14.0	5→2
3	17.0	2→3
4	9.0	0→4
5	13.0	4→5
6	25.0	2→6
7	8.0	0→7

Topological sort algorithm

- Consider vertices in topological order.
- Relax all edges incident from that vertex.

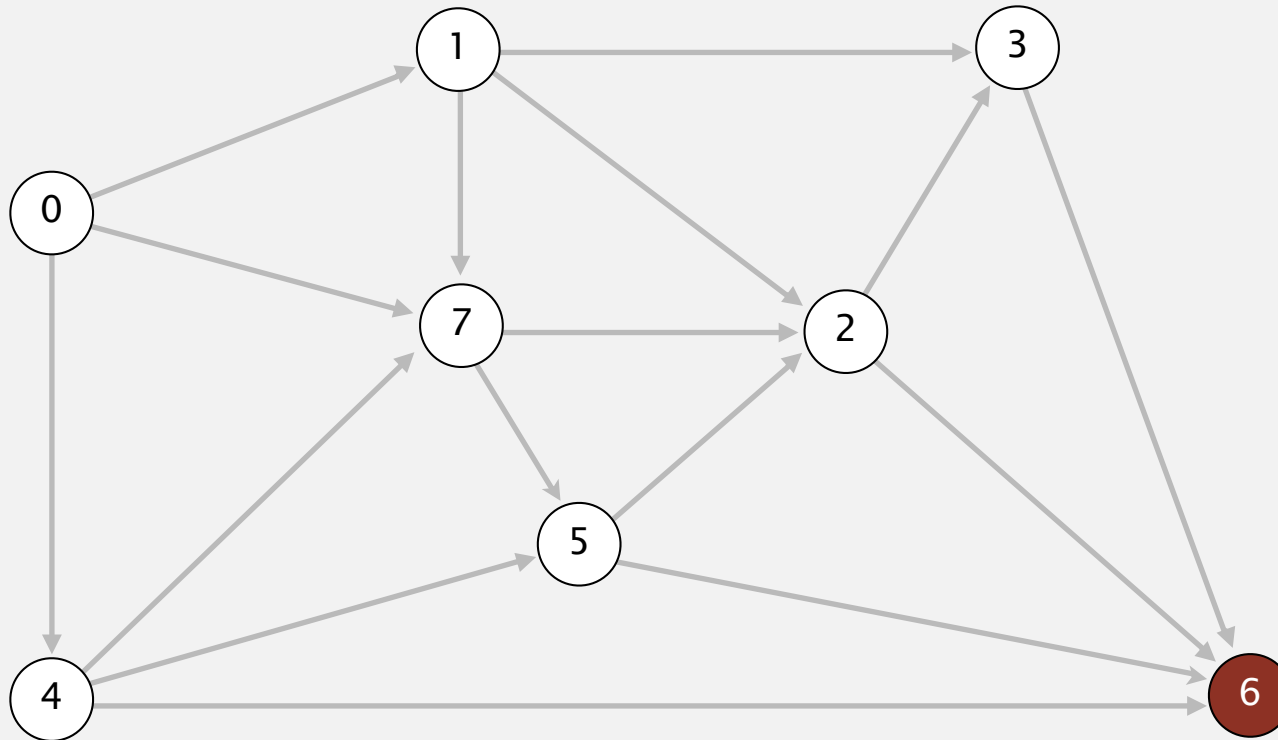


select vertex 6

	0	1	4	7	5	2	3	6
v								
distTo[]	0.0	5.0	14.0	17.0	9.0	13.0	25.0	8.0
edgeTo[]	-	0→1	5→2	2→3	0→4	4→5	2→6	0→7

Topological sort algorithm

- Consider vertices in topological order.
- Relax all edges incident from that vertex.



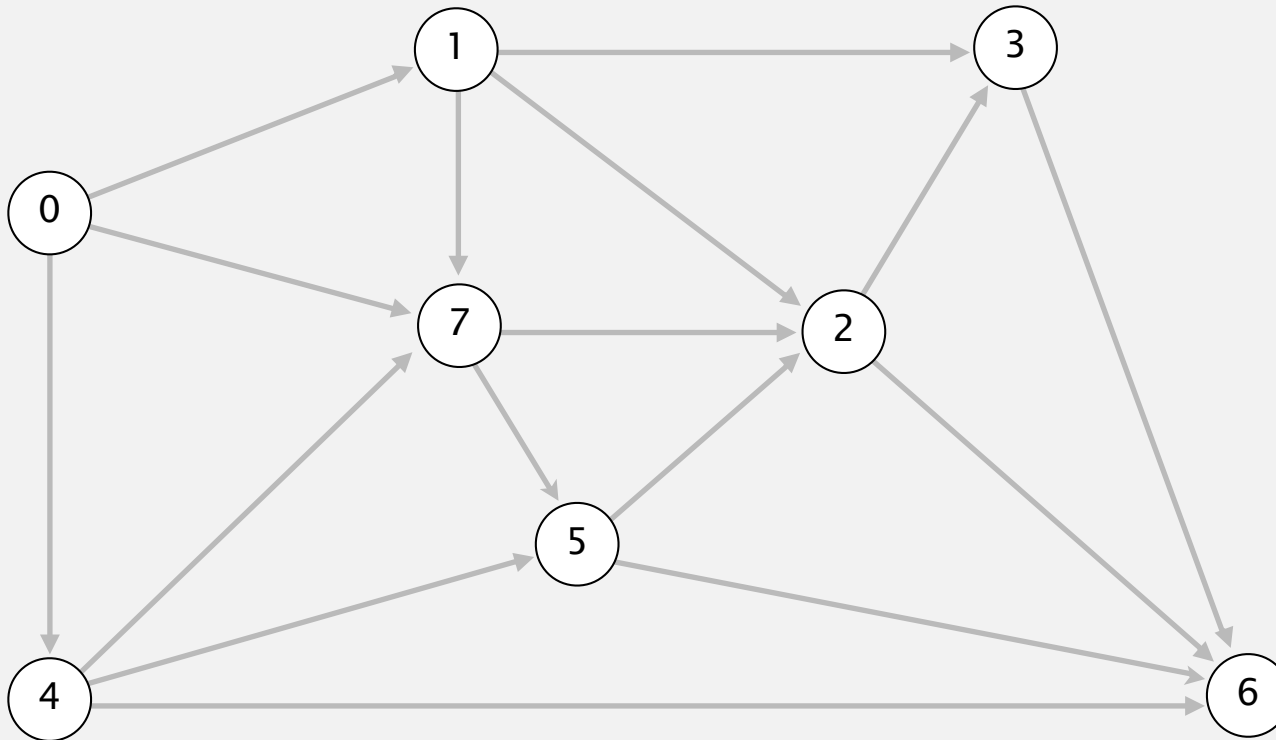
0 1 4 7 5 2 3 **6**

v	distTo[]	edgeTo[]
0	0.0	-
1	5.0	0→1
2	14.0	5→2
3	17.0	2→3
4	9.0	0→4
5	13.0	4→5
6	25.0	2→6
7	8.0	0→7

relax all edges incident from 6

Topological sort algorithm

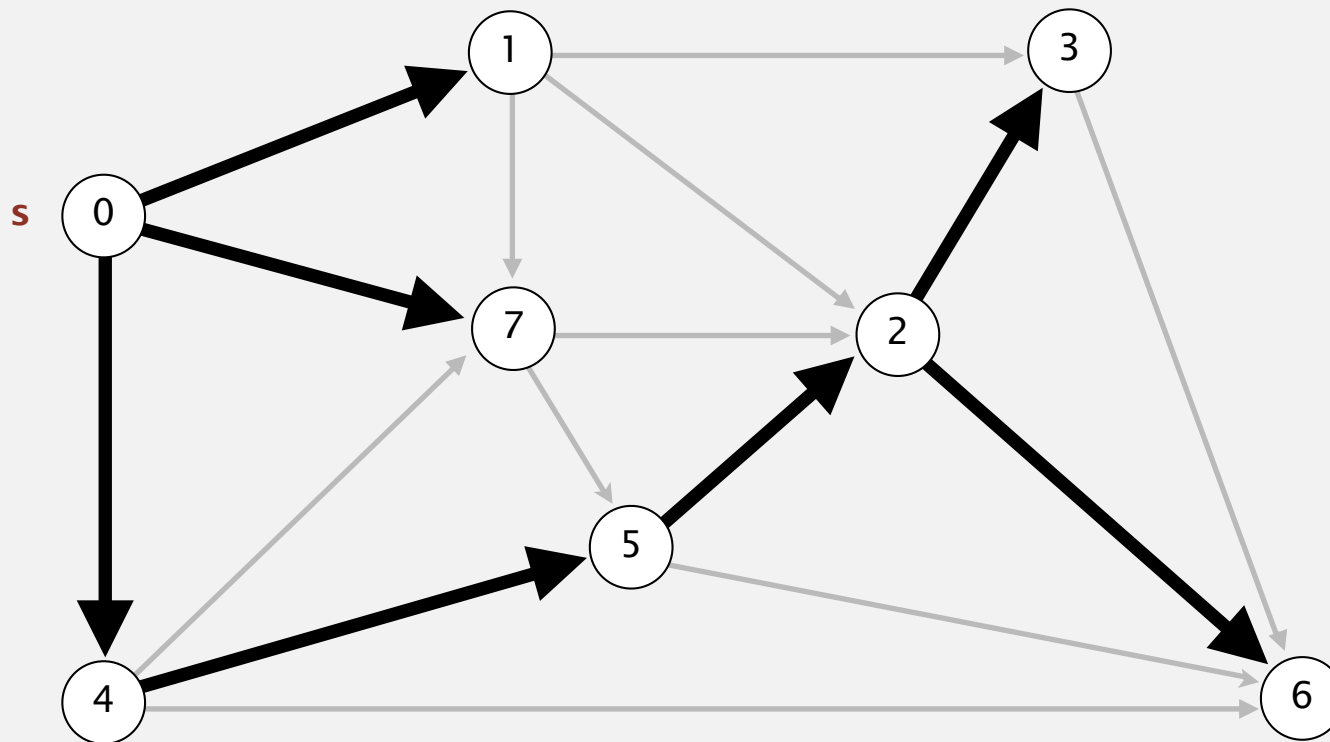
- Consider vertices in topological order.
- Relax all edges incident from that vertex.



v	distTo[]	edgeTo[]
0	0.0	-
1	5.0	0→1
2	14.0	5→2
3	17.0	2→3
4	9.0	0→4
5	13.0	4→5
6	25.0	2→6
7	8.0	0→7

Topological sort algorithm

- Consider vertices in topological order.
- Relax all edges incident from that vertex.



v	distTo[]	edgeTo[]
0	0.0	-
1	5.0	0→1
2	14.0	5→2
3	17.0	2→3
4	9.0	0→4
5	13.0	4→5
6	25.0	2→6
7	8.0	0→7

shortest-paths tree from vertex s

Shortest paths in edge-weighted DAGs

Proposition. Topological sort algorithm computes SPT in any edge-weighted DAG in time proportional to $E + V$.

edge weights
can be negative!

Pf.

- Each edge $e = v \rightarrow w$ is relaxed exactly once (when v is relaxed), leaving $\text{distTo}[w] \leq \text{distTo}[v] + e.\text{weight}()$.
- Inequality holds until algorithm terminates because:
 - $\text{distTo}[w]$ cannot increase ← $\text{distTo}[]$ values are monotone decreasing
 - $\text{distTo}[v]$ will not change ← because of topological order, no edge pointing to v will be relaxed after v is relaxed
- Thus, upon termination, shortest-paths optimality conditions hold. ■

Shortest paths in edge-weighted DAGs

```
public class AcyclicSP
{
    private DirectedEdge[] edgeTo;
    private double[] distTo;

    public AcyclicSP(EdgeWeightedDigraph G, int s)
    {
        edgeTo = new DirectedEdge[G.V()];
        distTo = new double[G.V()];

        for (int v = 0; v < G.V(); v++)
            distTo[v] = Double.POSITIVE_INFINITY;
        distTo[s] = 0.0;

        Topological topological = new Topological(G);
        for (int v : topological.order())
            for (DirectedEdge e : G.adj(v))
                relax(e);
    }
}
```

← topological order

Content-aware resizing

Seam carving. [Avidan and Shamir] Resize an image without distortion for display on cell phones and web browsers.



Shai Avidan
Mitsubishi Electric Research Lab
Ariel Shamir
The interdisciplinary Center & MERL

Content-aware resizing

Seam carving. [Avidan and Shamir] Resize an image without distortion for display on cell phones and web browsers.




In the wild. Photoshop CS 5, Imagemagick, GIMP, ...



Content-aware resizing

To find vertical seam:

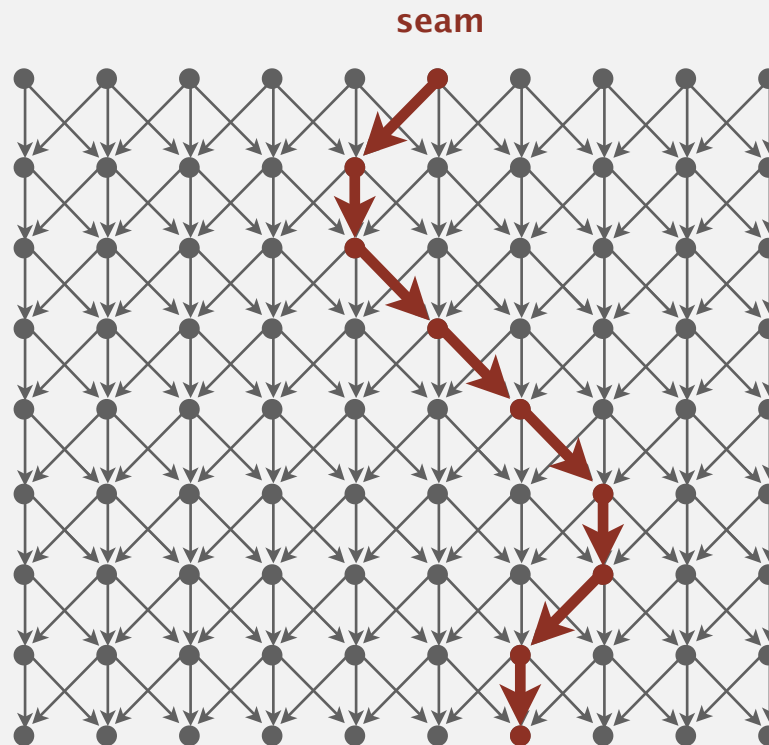
- Grid DAG: vertex = pixel; edge = from pixel to 3 downward neighbors.
- Weight of pixel = energy function of 8 neighboring pixels.
- Seam = shortest path from top to bottom.



Content-aware resizing

To find vertical seam:

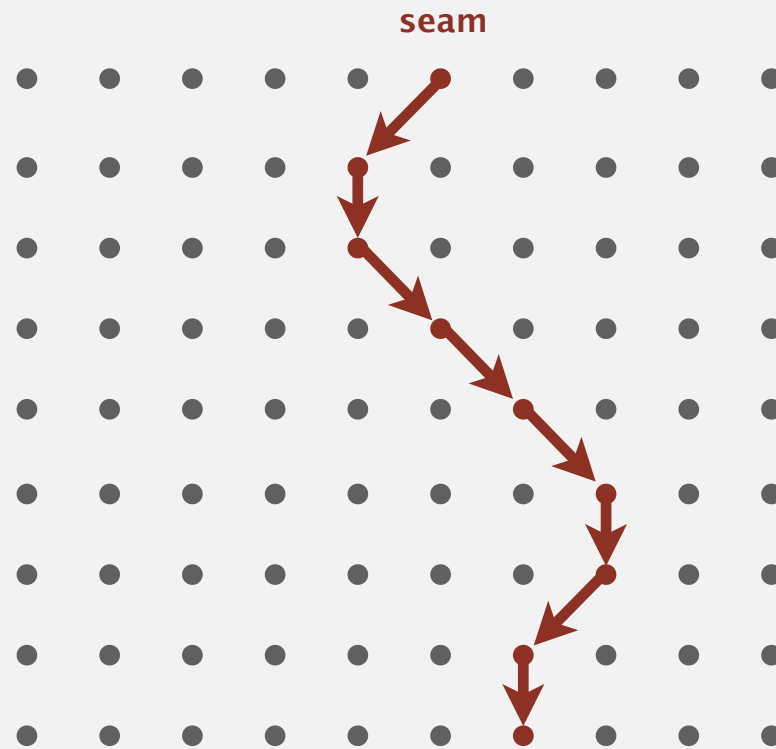
- Grid DAG: vertex = pixel; edge = from pixel to 3 downward neighbors.
- Weight of pixel = energy function of 8 neighboring pixels.
- Seam = shortest path from top to bottom.



Content-aware resizing

To remove vertical seam:


- Delete pixels on seam (one in each row).



Content-aware resizing

To remove vertical seam:

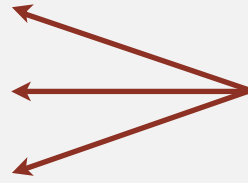
- Delete pixels on seam (one in each row).



Longest paths in edge-weighted DAGs

Formulate as a shortest paths problem in edge-weighted DAGs.

- Negate all weights.
- Find shortest paths.
- Negate weights in result.



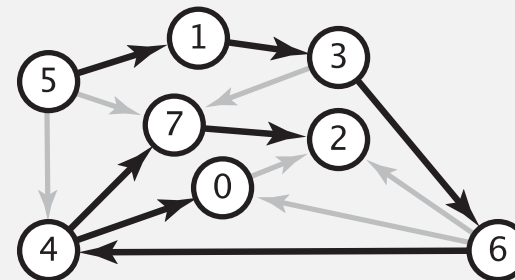
equivalent: reverse sense of equality in `relax()`

longest paths input

5→4 0.35
4→7 0.37
5→7 0.28
5→1 0.32
4→0 0.38
0→2 0.26
3→7 0.39
1→3 0.29
7→2 0.34
6→2 0.40
3→6 0.52
6→0 0.58
6→4 0.93

shortest paths input

5→4 -0.35
4→7 -0.37
5→7 -0.28
5→1 -0.32
4→0 -0.38
0→2 -0.26
3→7 -0.39
1→3 -0.29
7→2 -0.34
6→2 -0.40
3→6 -0.52
6→0 -0.58
6→4 -0.93



Key point. Topological sort algorithm works even with negative edge weights.

Longest paths in edge-weighted DAGs: application

Parallel job scheduling. Given a set of jobs with durations and precedence constraints, schedule the jobs (by finding a start time for each) so as to achieve the minimum completion time, while respecting the constraints.

<i>job</i>	<i>duration</i>	<i>must complete before</i>
0	41.0	1 7 9
1	51.0	2
2	50.0	
3	36.0	
4	38.0	
5	45.0	
6	21.0	3 8
7	32.0	3 8
8	32.0	2
9	29.0	4 6



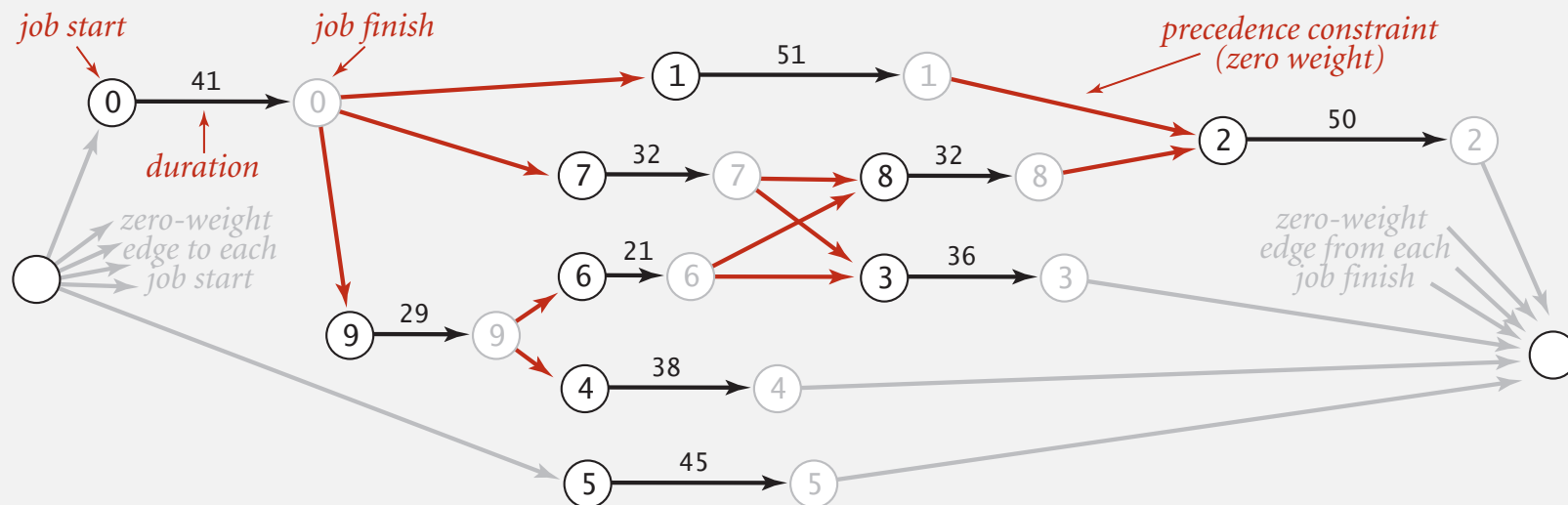
Parallel job scheduling solution

Critical path method

CPM. To solve a parallel job-scheduling problem, create edge-weighted DAG:

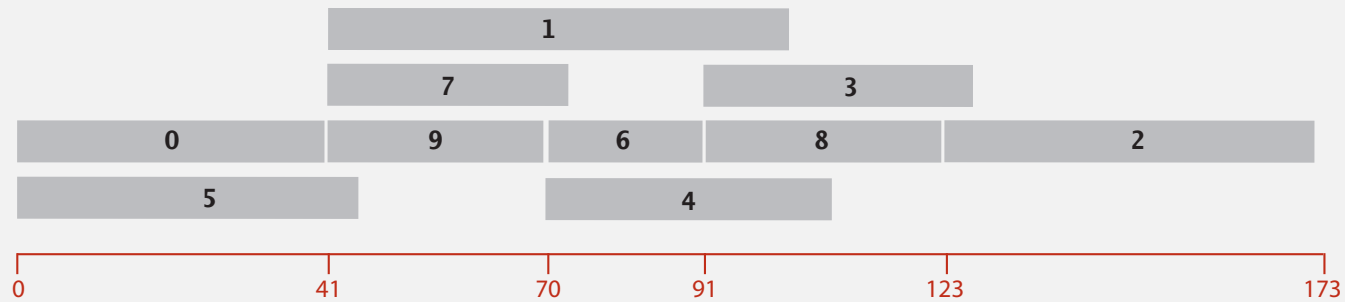
- Source and sink vertices.
- Two vertices (begin and end) for each job.
- Three edges for each job.
 - begin to end (weighted by duration)
 - source to begin (0 weight)
 - end to sink (0 weight)
- One edge for each precedence constraint (0 weight).

<i>job</i>	<i>duration</i>	<i>must complete before</i>
0	41.0	1 7 9
1	51.0	2
2	50.0	
3	36.0	
4	38.0	
5	45.0	
6	21.0	3 8
7	32.0	3 8
8	32.0	2
9	29.0	4 6

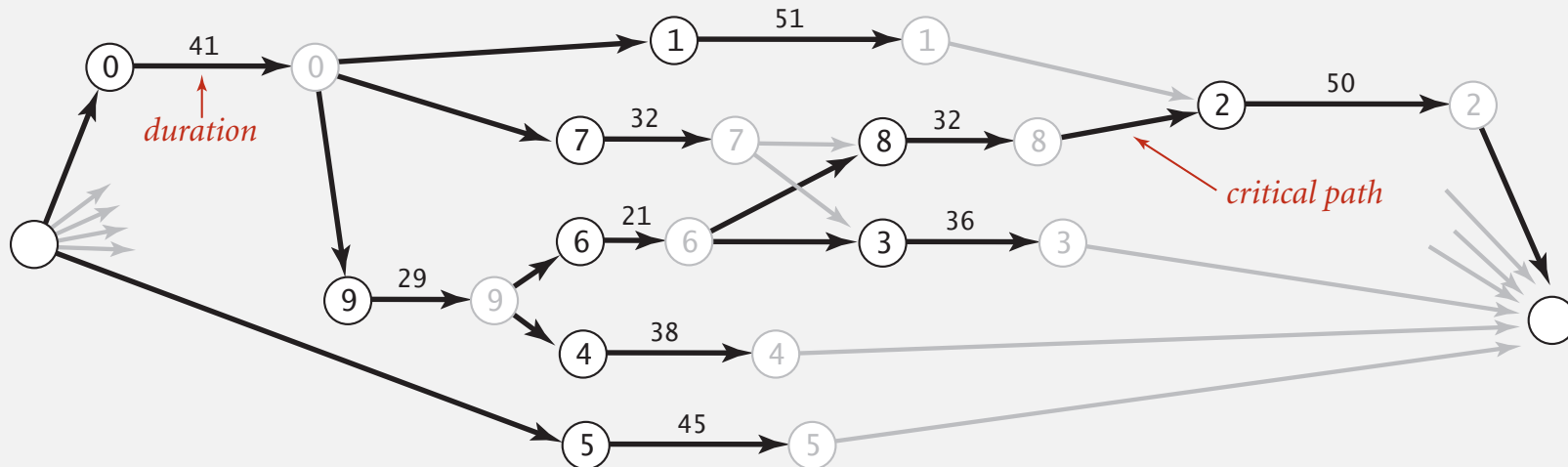


Critical path method

CPM. Use **longest path** from the source to schedule each job.



Parallel job scheduling solution

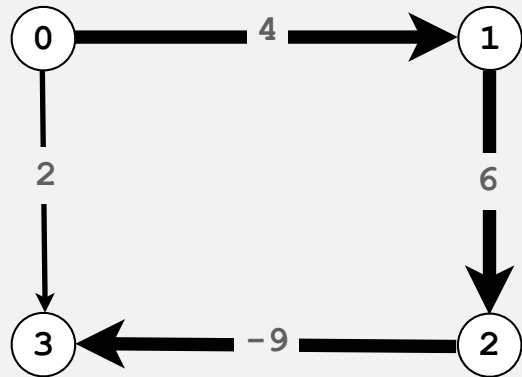


SHORTEST PATHS

- ▶ Edge-weighted digraph API
- ▶ Shortest-paths properties
- ▶ Dijkstra's algorithm
- ▶ Edge-weighted DAGs
- ▶ **Negative weights**

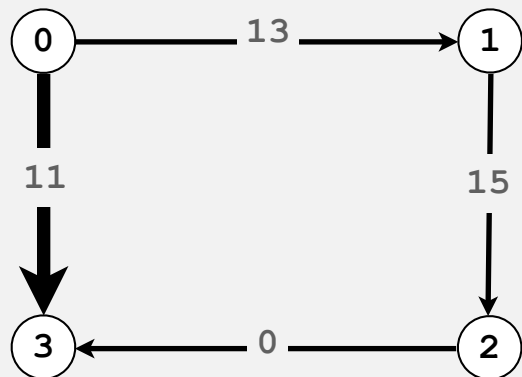
Shortest paths with negative weights: failed attempts

Dijkstra. Doesn't work with negative edge weights.



Dijkstra selects vertex 3 immediately after 0.
But shortest path from 0 to 3 is $0 \rightarrow 1 \rightarrow 2 \rightarrow 3$.

Re-weighting. Add a constant to every edge weight doesn't work.



Adding 9 to each edge weight changes the shortest path from $0 \rightarrow 1 \rightarrow 2 \rightarrow 3$ to $0 \rightarrow 3$.

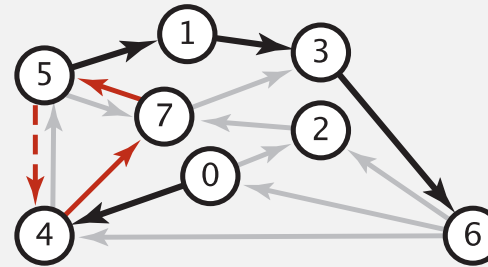
Bad news. Need a different algorithm.

Negative cycles

Def. A **negative cycle** is a directed cycle whose sum of edge weights is negative.

digraph

4→5	0.35
5→4	-0.66
4→7	0.37
5→7	0.28
7→5	0.28
5→1	0.32
0→4	0.38
0→2	0.26
7→3	0.39
1→3	0.29
2→7	0.34
6→2	0.40
3→6	0.52
6→0	0.58
6→4	0.93



negative cycle $(-0.66 + 0.37 + 0.28)$

5→4→7→5

shortest path from 0 to 6

0→4→7→5→4→7→5...→1→3→6

Proposition. A SPT exists iff no negative cycles.



assuming all vertices reachable from s

Bellman-Ford algorithm

Bellman-Ford algorithm

Initialize $\text{distTo}[s] = 0$ and $\text{distTo}[v] = \infty$ for all other vertices.

Repeat V times:

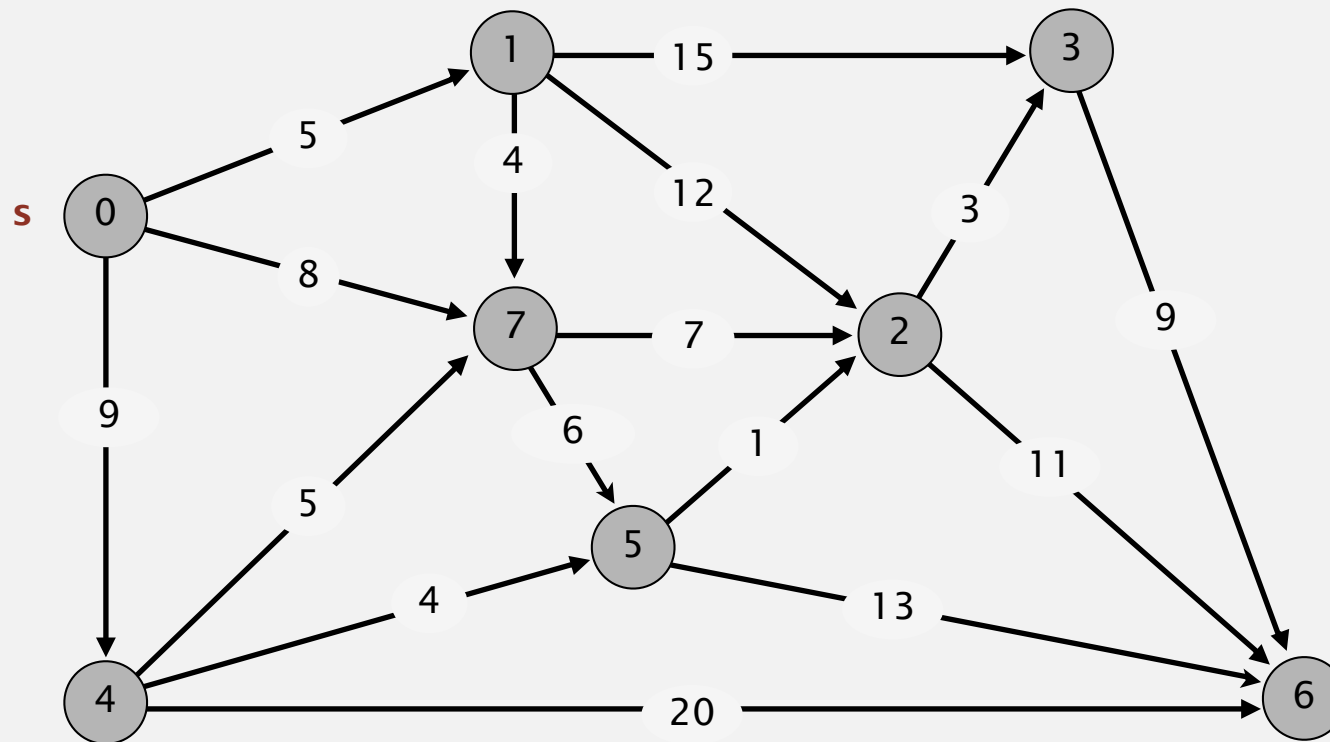
- Relax each edge.
-

```
for (int i = 0; i < G.V(); i++)
    for (int v = 0; v < G.V(); v++)
        for (DirectedEdge e : G.adj(v))
            relax(e);
```

← pass i (relax each edge)

Bellman-Ford algorithm demo

Repeat V times: relax all E edges.

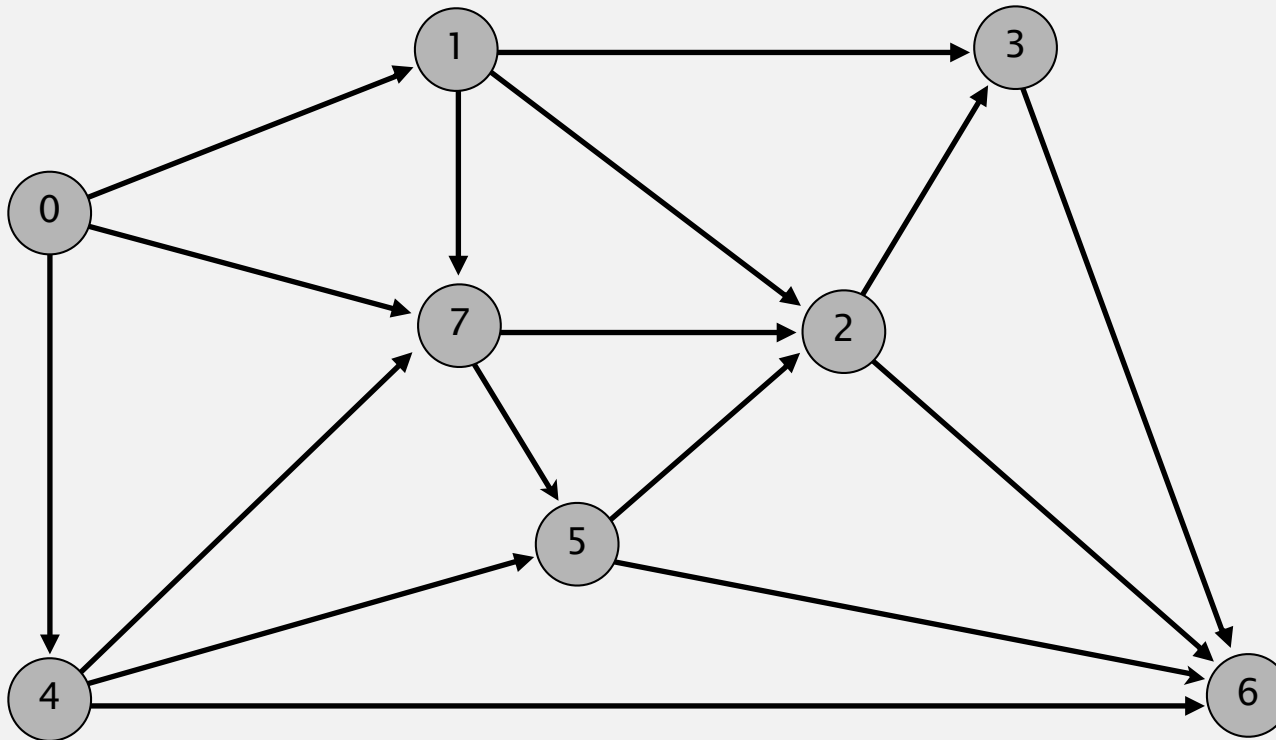


an edge-weighted digraph

0→1	5.0
0→4	9.0
0→7	8.0
1→2	12.0
1→3	15.0
1→7	4.0
2→3	3.0
2→6	11.0
3→6	9.0
4→5	4.0
4→6	20.0
4→7	5.0
5→2	1.0
5→6	13.0
7→5	6.0
7→2	7.0

Bellman-Ford algorithm demo

Repeat V times: relax all E edges.

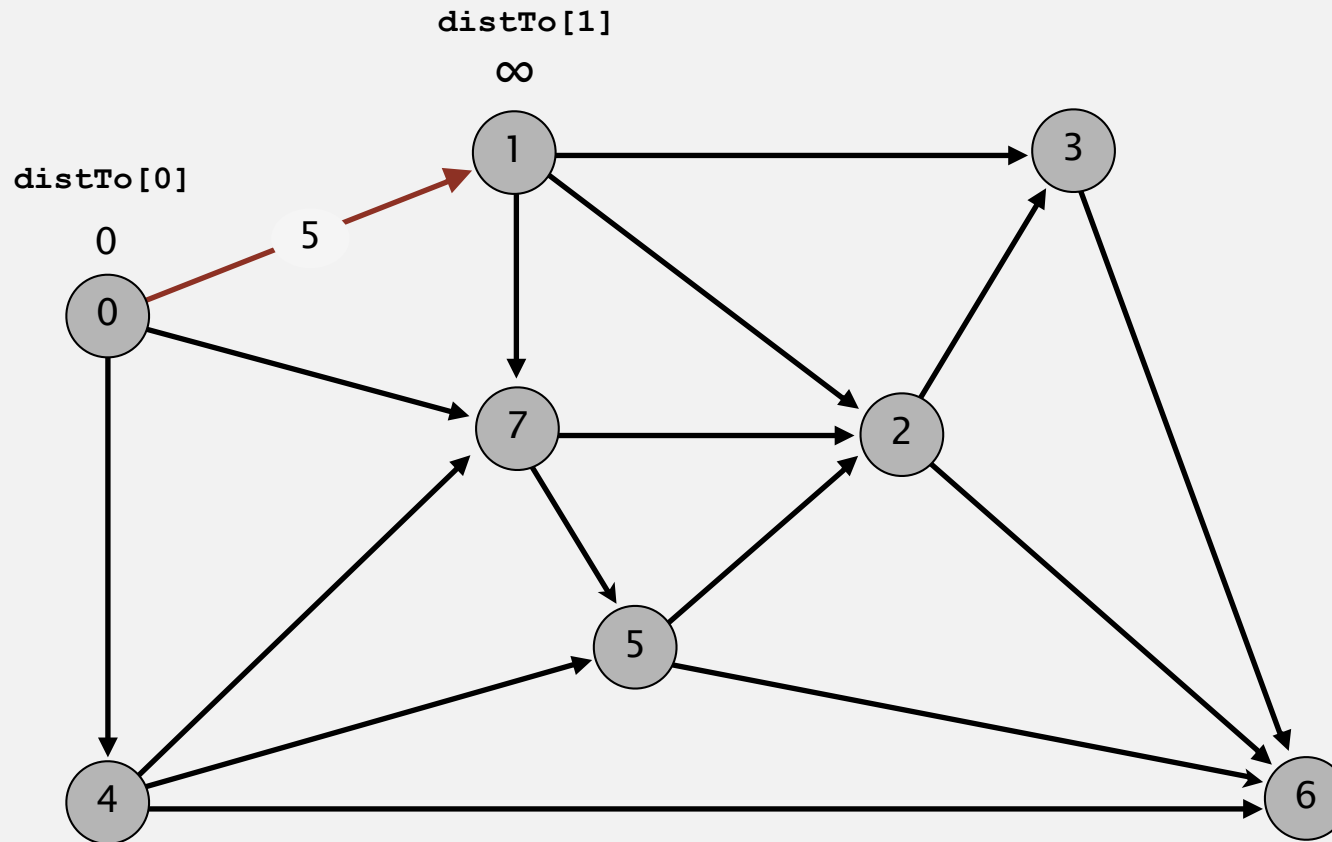


v	distTo[]	edgeTo[]
0	0.0	-
1		
2		
3		
4		
5		
6		
7		

initialize

Bellman-Ford algorithm demo

Repeat V times: relax all E edges.



v	distTo[]	edgeTo[]
0	0.0	-
1		
2		
3		
4		
5		
6		
7		

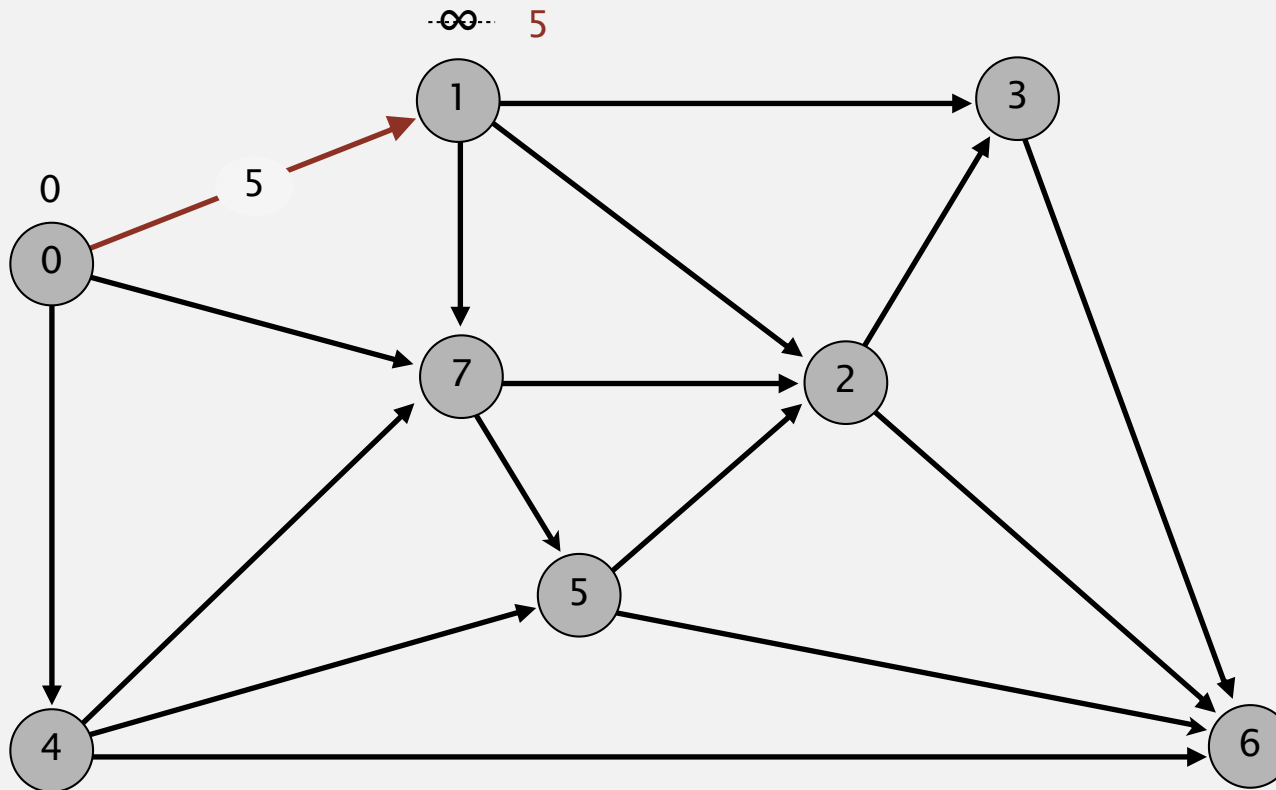
pass 0

0→1 0→4 0→7 1→2 1→3 1→7 2→3 2→6 3→6 4→5 4→6 4→7 5→2 5→6 7→5 7→2

↑

Bellman-Ford algorithm demo

Repeat V times: relax all E edges.



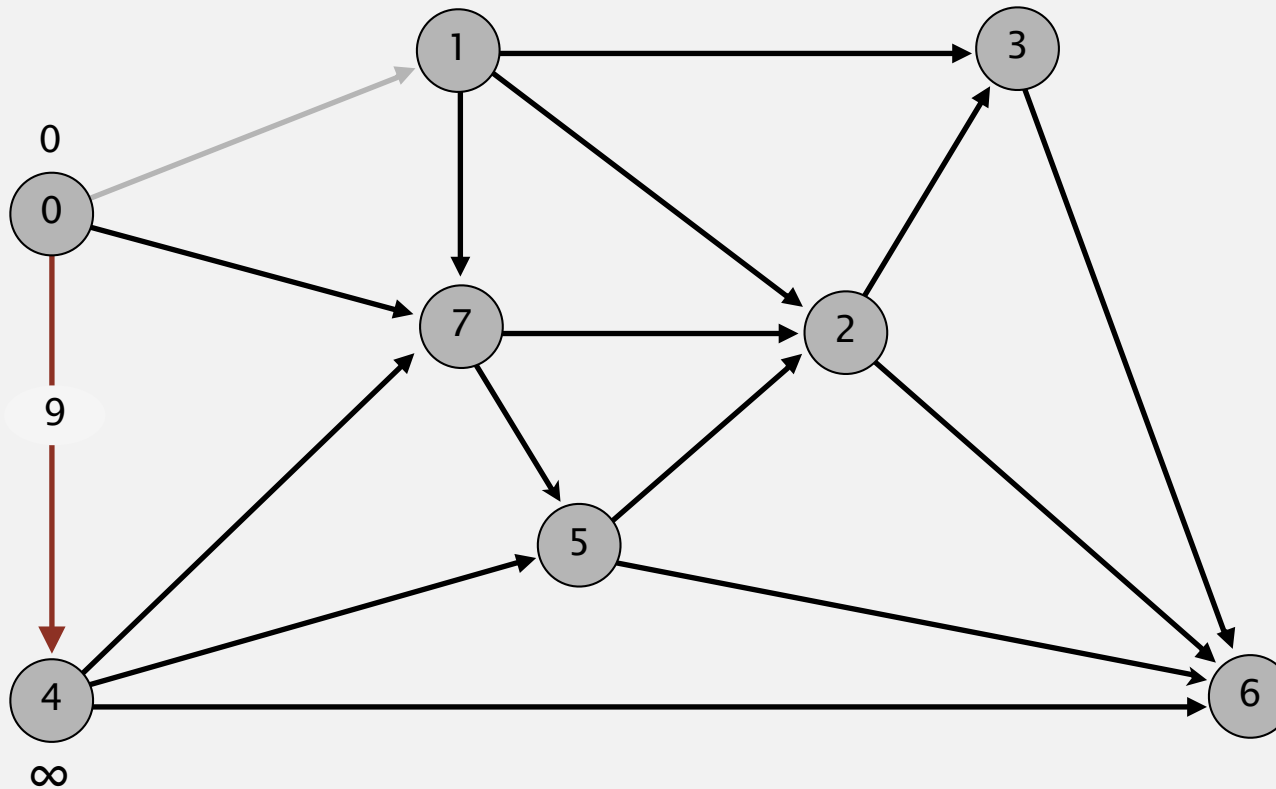
v	distTo[]	edgeTo[]
0	0.0	-
1	5.0	0→1
2		
3		
4		
5		
6		
7		

pass 0

0→1 0→4 0→7 1→2 1→3 1→7 2→3 2→6 3→6 4→5 4→6 4→7 5→2 5→6 7→5 7→2
↑

Bellman-Ford algorithm demo

Repeat V times: relax all E edges.



v	distTo[]	edgeTo[]
0	0.0	-
1	5.0	0→1
2		
3		
4		
5		
6		
7		

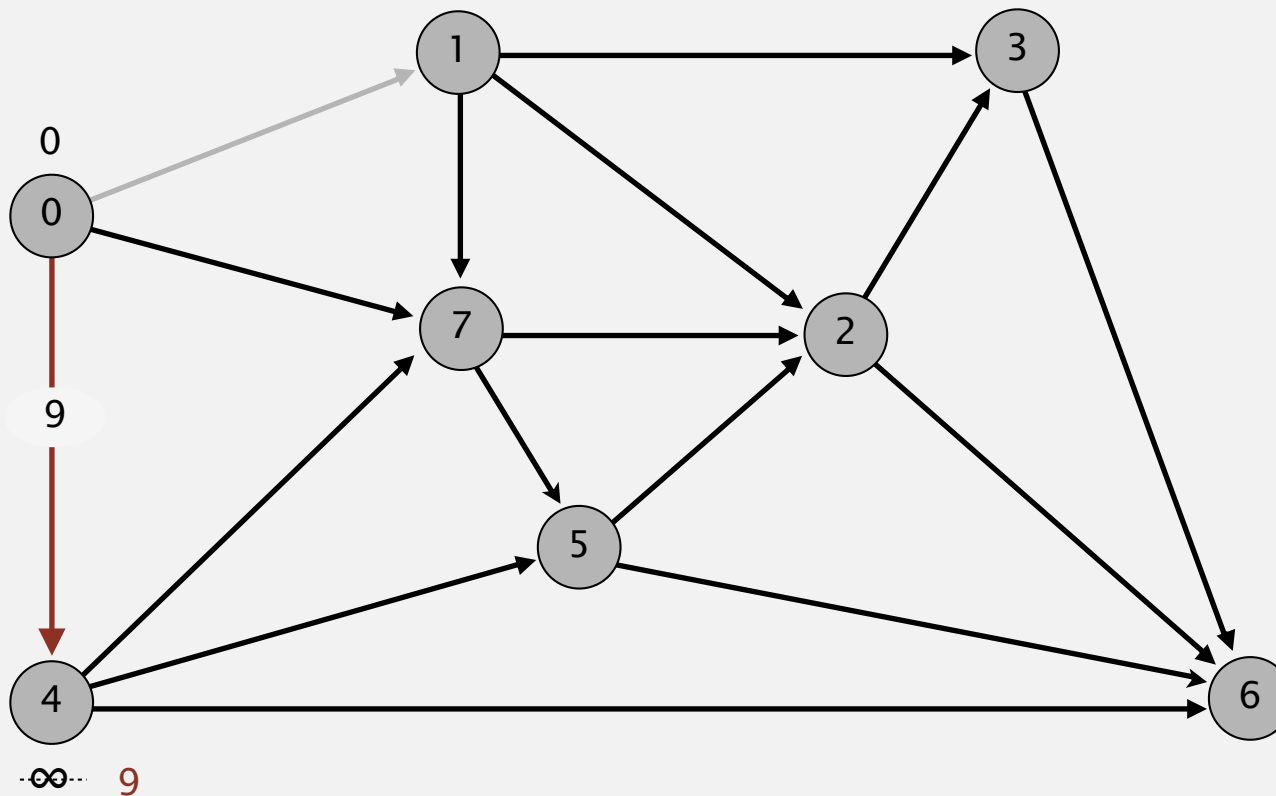
pass 0

0→1 0→4 0→7 1→2 1→3 1→7 2→3 2→6 3→6 4→5 4→6 4→7 5→2 5→6 7→5 7→2



Bellman-Ford algorithm demo

Repeat V times: relax all E edges.



v	distTo[]	edgeTo[]
0	0.0	-
1	5.0	0→1
2		
3		
4	9.0	0→4
5		
6		
7		

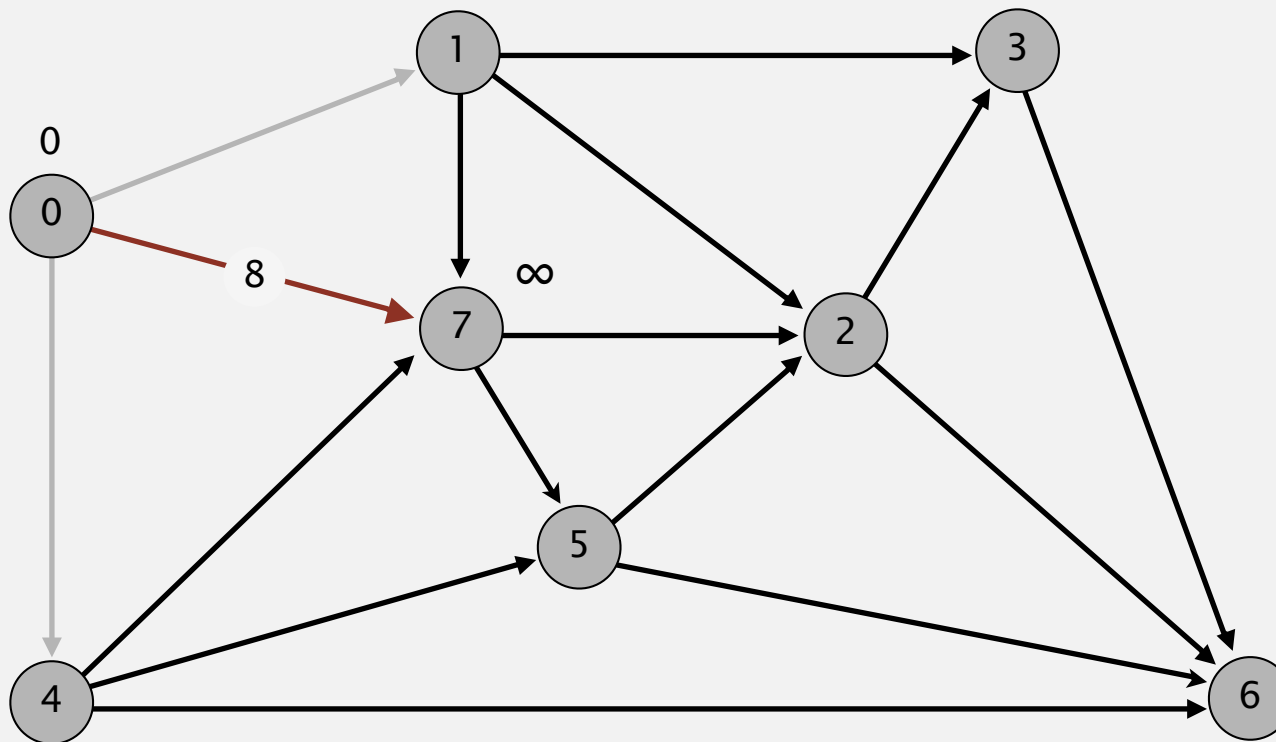
pass 0

0→1 0→4 0→7 1→2 1→3 1→7 2→3 2→6 3→6 4→5 4→6 4→7 5→2 5→6 7→5 7→2



Bellman-Ford algorithm demo

Repeat V times: relax all E edges.



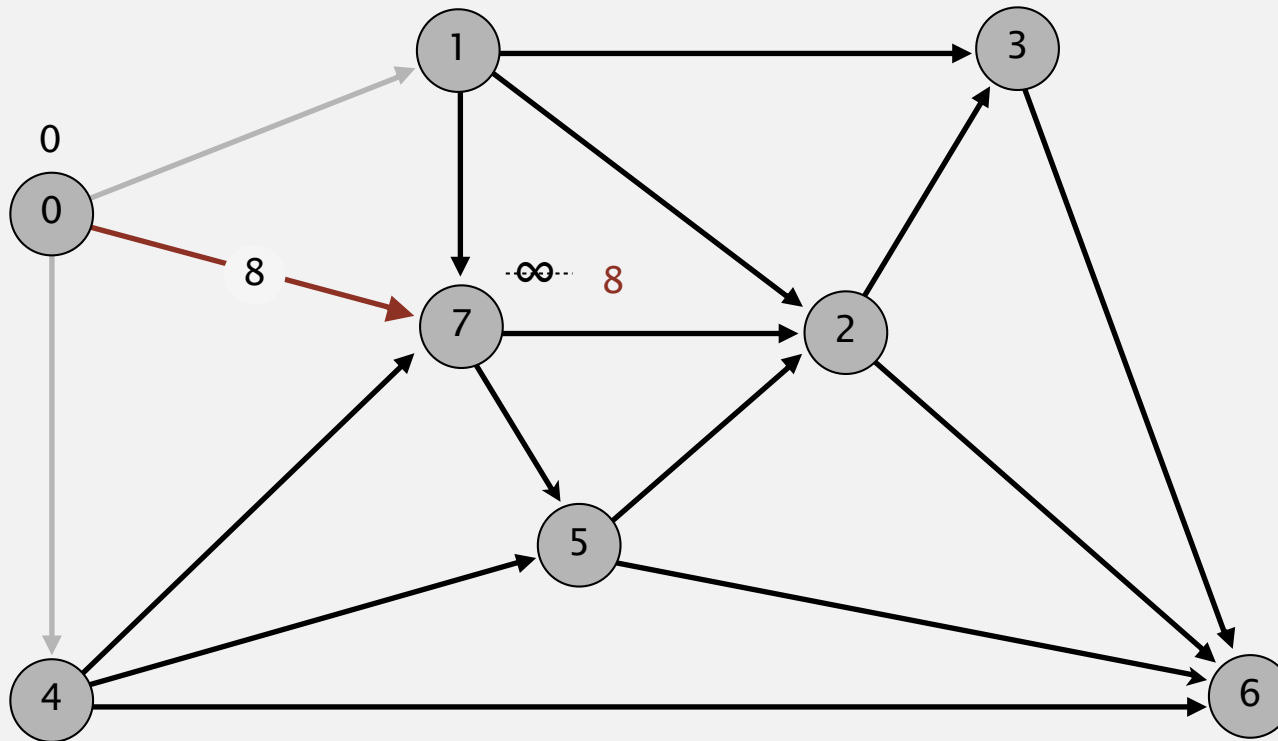
v	distTo[]	edgeTo[]
0	0.0	-
1	5.0	0→1
2		
3		
4	9.0	0→4
5		
6		
7		

pass 0

0→1 0→4 0→7 1→2 1→3 1→7 2→3 2→6 3→6 4→5 4→6 4→7 5→2 5→6 7→5 7→2

Bellman-Ford algorithm demo

Repeat V times: relax all E edges.



v	distTo[]	edgeTo[]
0	0.0	-
1	5.0	0→1
2		
3		
4	9.0	0→4
5		
6		
7	8.0	0→7

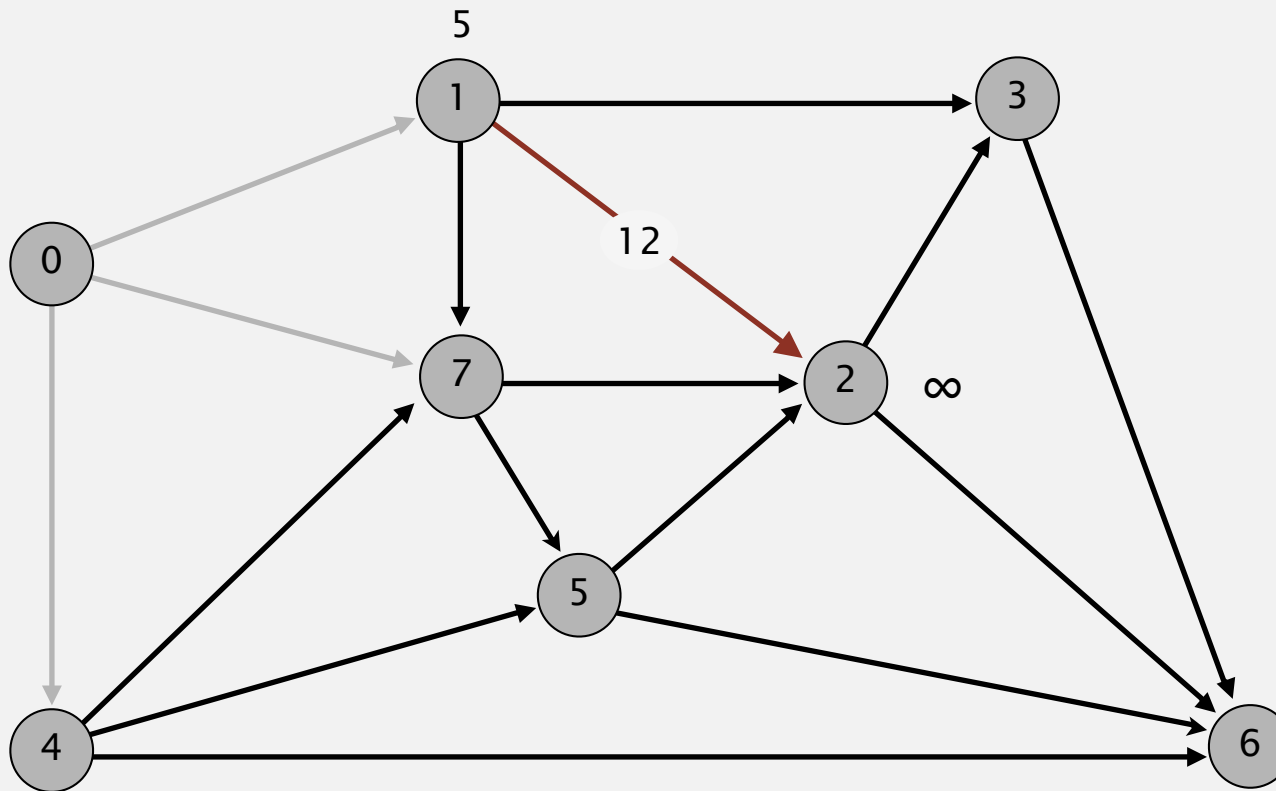
pass 0

0→1 0→4 0→7 1→2 1→3 1→7 2→3 2→6 3→6 4→5 4→6 4→7 5→2 5→6 7→5 7→2



Bellman-Ford algorithm demo

Repeat V times: relax all E edges.



v	distTo[]	edgeTo[]
0	0.0	-
1	5.0	0→1
2		
3		
4	9.0	0→4
5		
6		
7	8.0	0→7

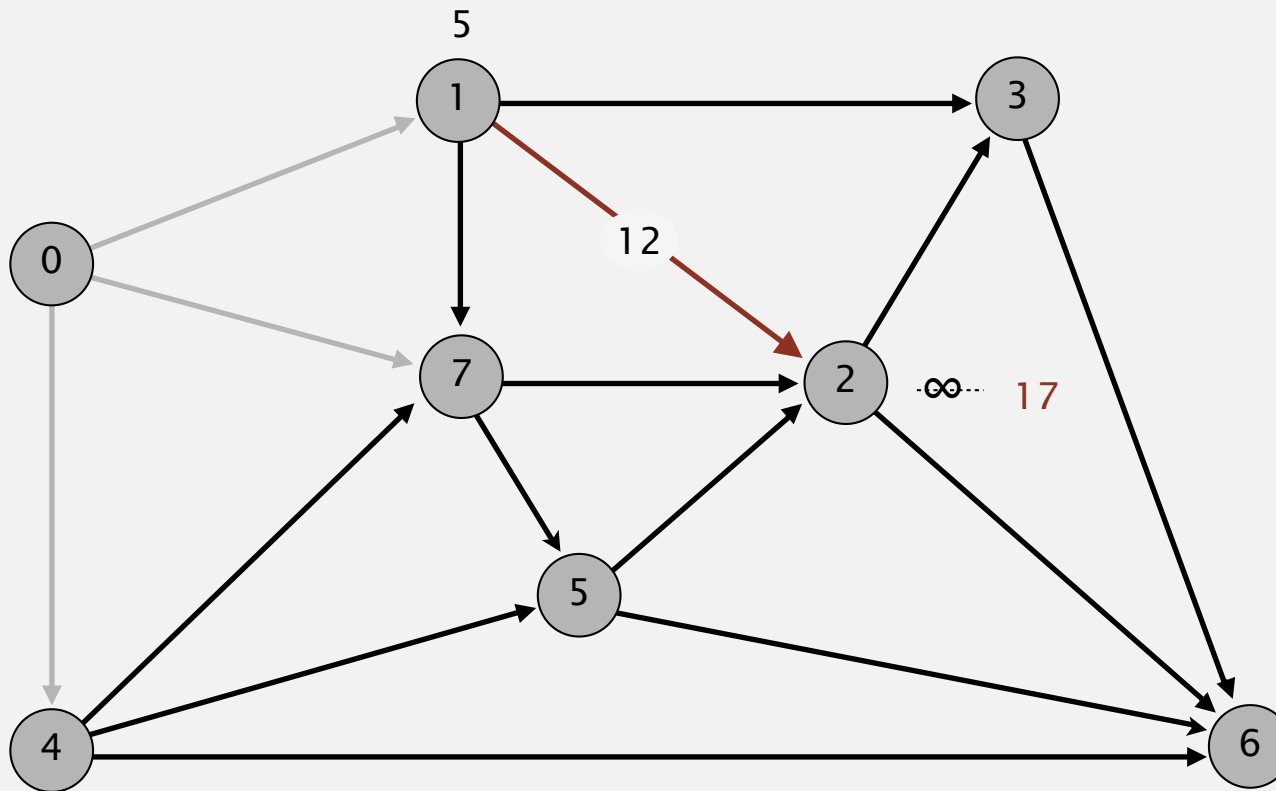
pass 0

0→1 0→4 0→7 1→2 1→3 1→7 2→3 2→6 3→6 4→5 4→6 4→7 5→2 5→6 7→5 7→2



Bellman-Ford algorithm demo

Repeat V times: relax all E edges.



v	distTo[]	edgeTo[]
0	0.0	-
1	5.0	0→1
2	17.0	1→2
3		
4	9.0	0→4
5		
6		
7	8.0	0→7

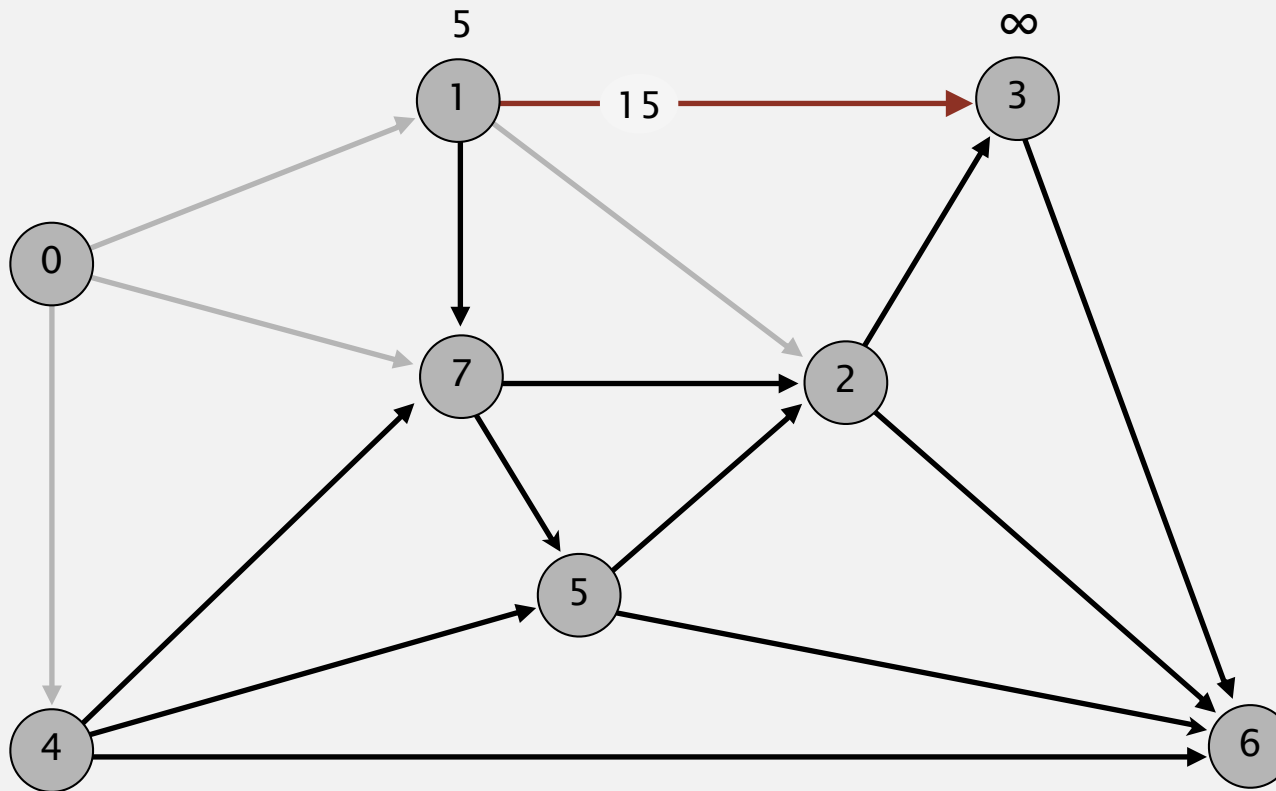
pass 0

0→1 0→4 0→7 1→2 1→3 1→7 2→3 2→6 3→6 4→5 4→6 4→7 5→2 5→6 7→5 7→2



Bellman-Ford algorithm demo

Repeat V times: relax all E edges.



v	distTo[]	edgeTo[]
0	0.0	-
1	5.0	0→1
2	17.0	1→2
3		
4	9.0	0→4
5		
6		
7	8.0	0→7

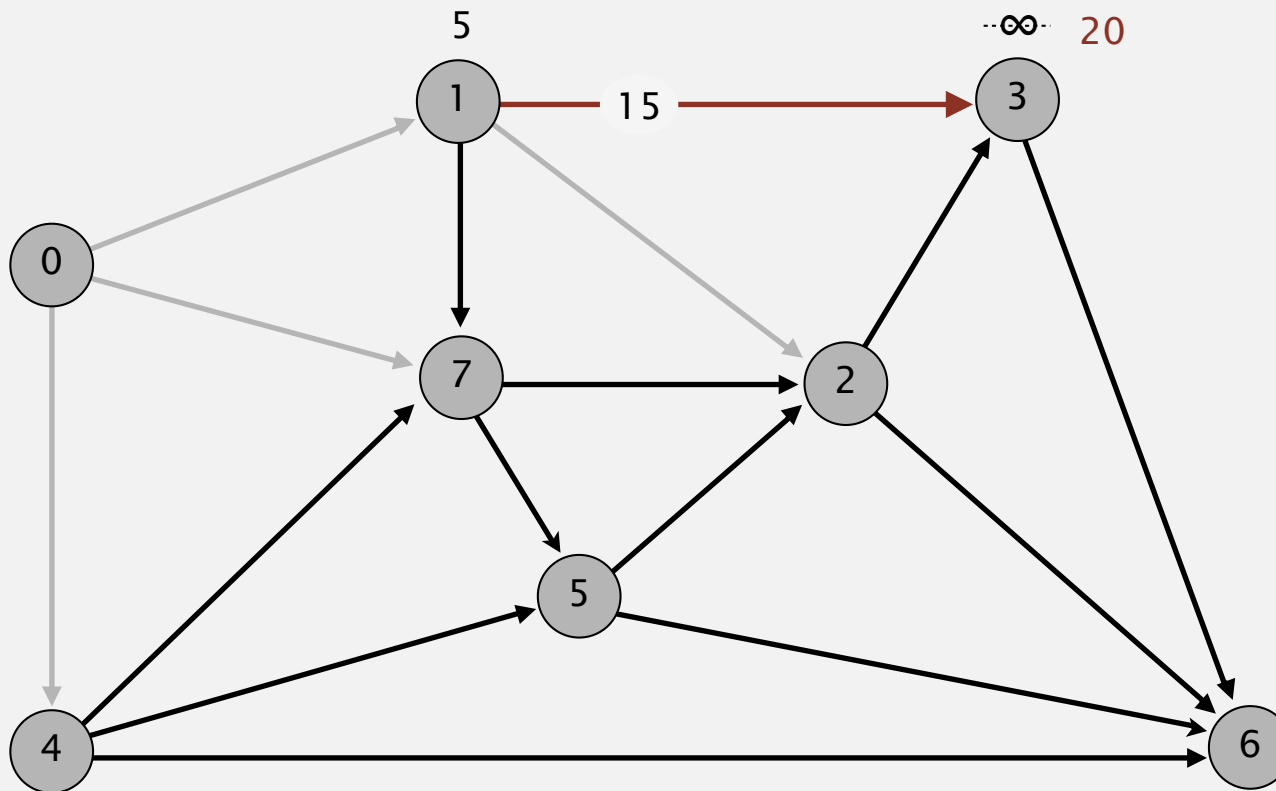
pass 0

0→1 0→4 0→7 1→2 1→3 1→7 2→3 2→6 3→6 4→5 4→6 4→7 5→2 5→6 7→5 7→2



Bellman-Ford algorithm demo

Repeat V times: relax all E edges.



v	distTo[]	edgeTo[]
0	0.0	-
1	5.0	0→1
2	17.0	1→2
3	20.0	1→3
4	9.0	0→4
5		
6		
7	8.0	0→7

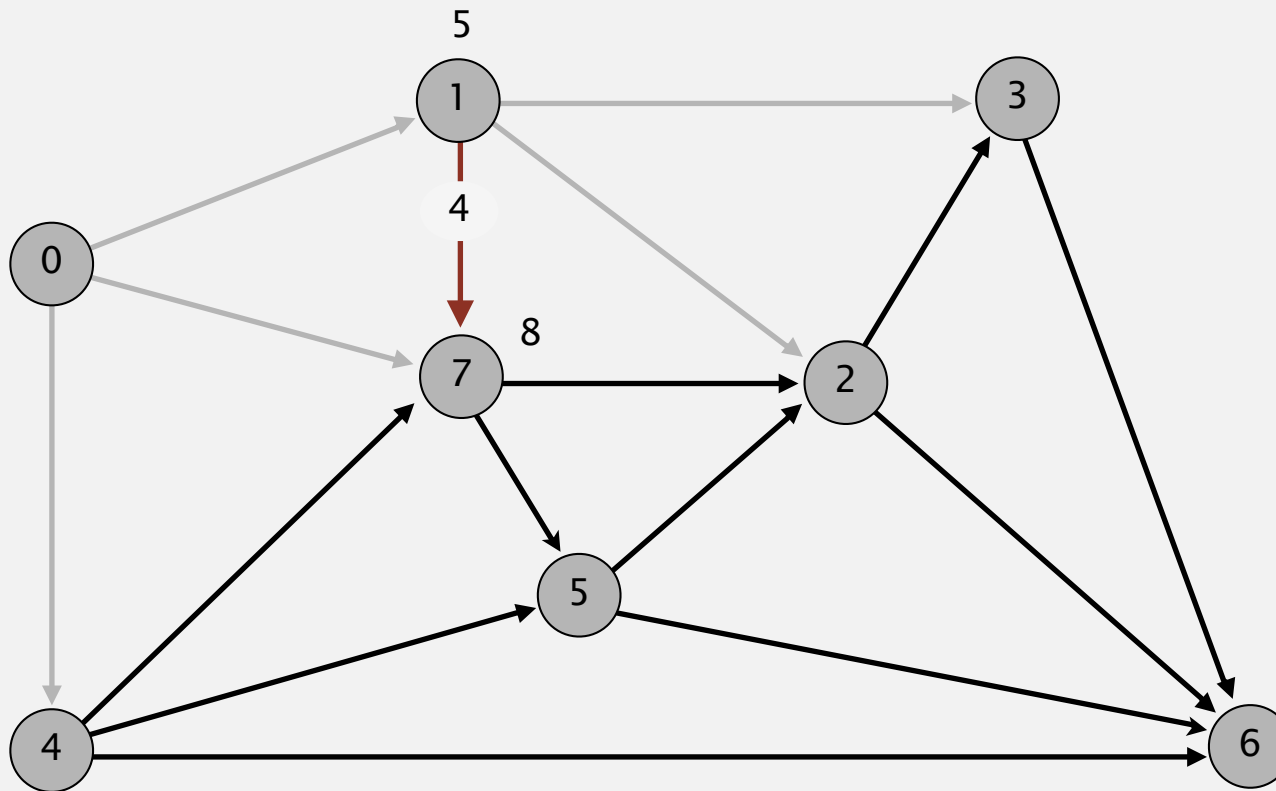
pass 0

0→1 0→4 0→7 1→2 1→3 1→7 2→3 2→6 3→6 4→5 4→6 4→7 5→2 5→6 7→5 7→2



Bellman-Ford algorithm demo

Repeat V times: relax all E edges.



v	distTo[]	edgeTo[]
0	0.0	-
1	5.0	0→1
2	17.0	1→2
3	20.0	1→3
4	9.0	0→4
5		
6		
7	8.0	0→7

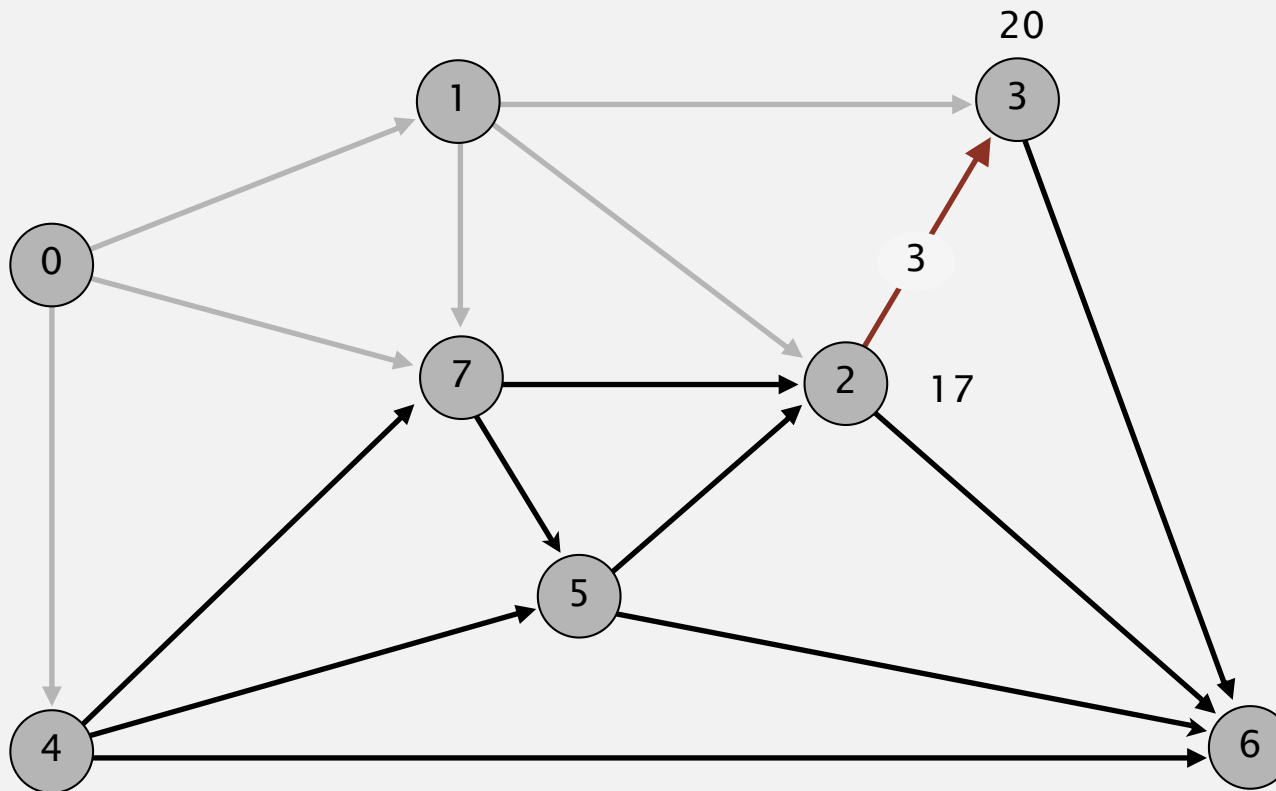
pass 0

0→1 0→4 0→7 1→2 1→3 1→7 2→3 2→6 3→6 4→5 4→6 4→7 5→2 5→6 7→5 7→2



Bellman-Ford algorithm demo

Repeat V times: relax all E edges.



v	distTo[]	edgeTo[]
0	0.0	-
1	5.0	0→1
2	17.0	1→2
3	20.0	1→3
4	9.0	0→4
5		
6		
7	8.0	0→7

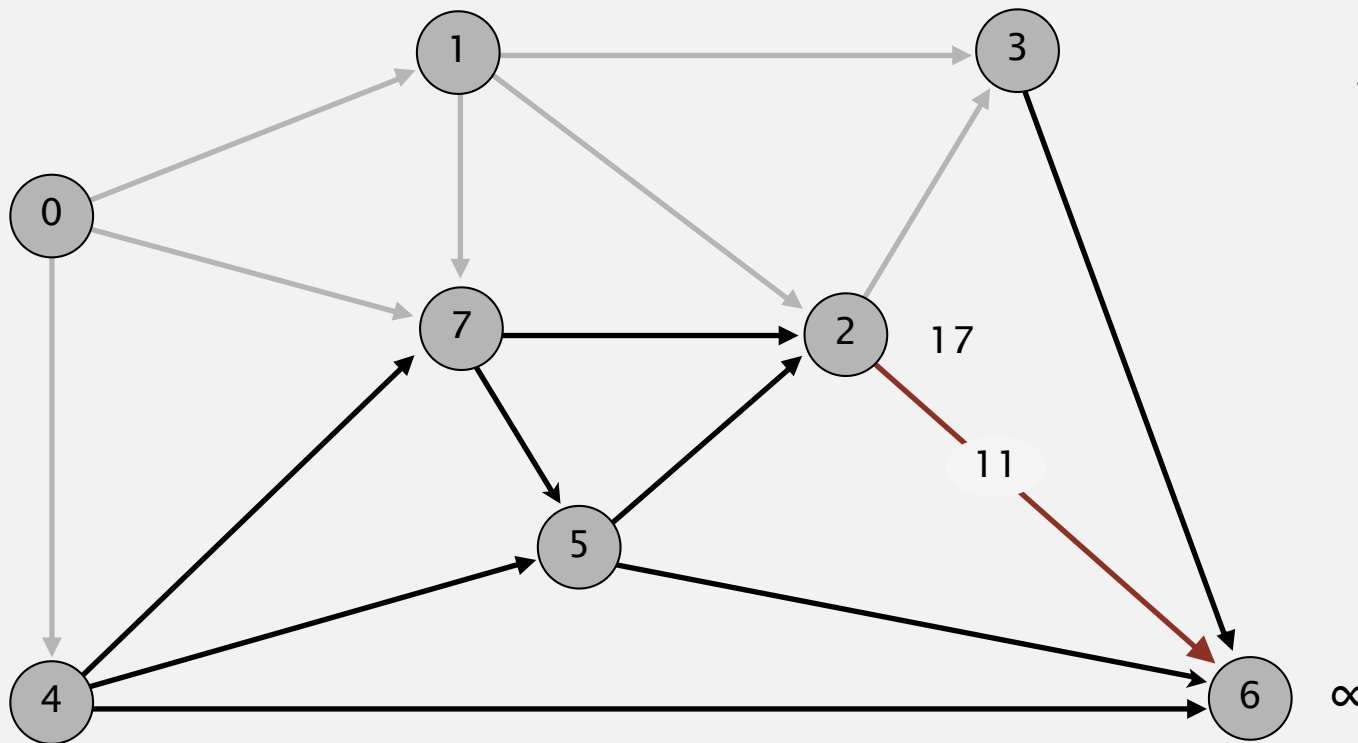
pass 0

0→1 0→4 0→7 1→2 1→3 1→7 2→3 2→6 3→6 4→5 4→6 4→7 5→2 5→6 7→5 7→2



Bellman-Ford algorithm demo

Repeat V times: relax all E edges.



v	distTo[]	edgeTo[]
0	0.0	-
1	5.0	0→1
2	17.0	1→2
3	20.0	1→3
4	9.0	0→4
5		
6		
7	8.0	0→7

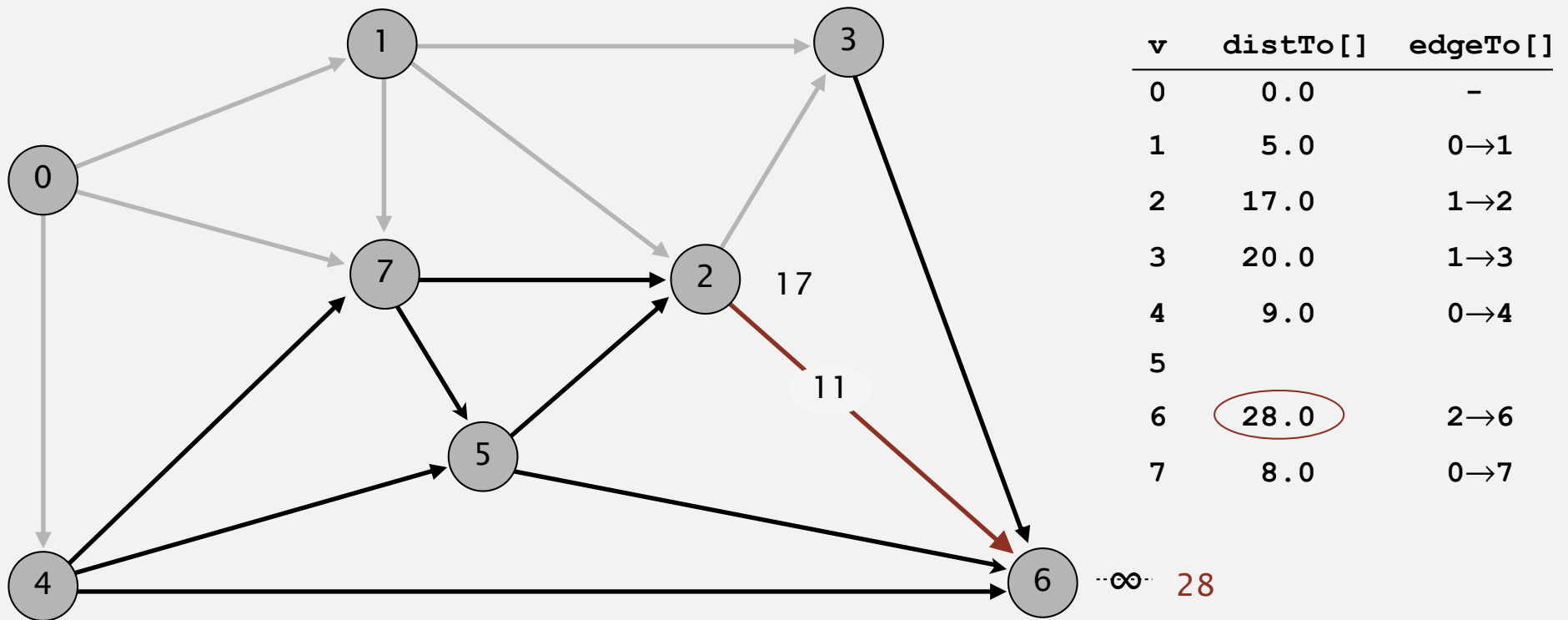
pass 0

0→1 0→4 0→7 1→2 1→3 1→7 2→3 2→6 3→6 4→5 4→6 4→7 5→2 5→6 7→5 7→2



Bellman-Ford algorithm demo

Repeat V times: relax all E edges.



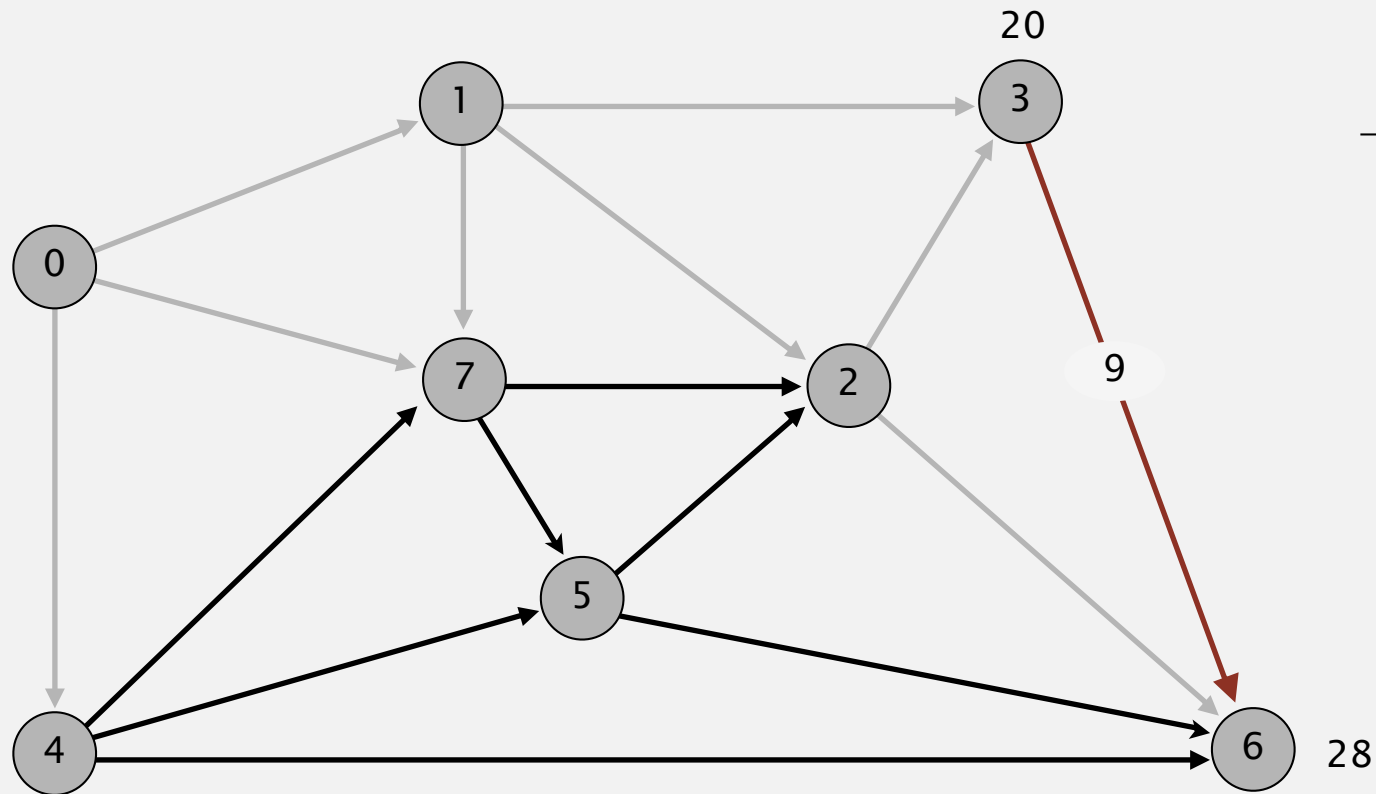
pass 0

0→1 0→4 0→7 1→2 1→3 1→7 2→3 2→6 3→6 4→5 4→6 4→7 5→2 5→6 7→5 7→2



Bellman-Ford algorithm demo

Repeat V times: relax all E edges.



v	distTo[]	edgeTo[]
0	0.0	-
1	5.0	0→1
2	17.0	1→2
3	20.0	1→3
4	9.0	0→4
5		
6	28.0	2→6
7	8.0	0→7

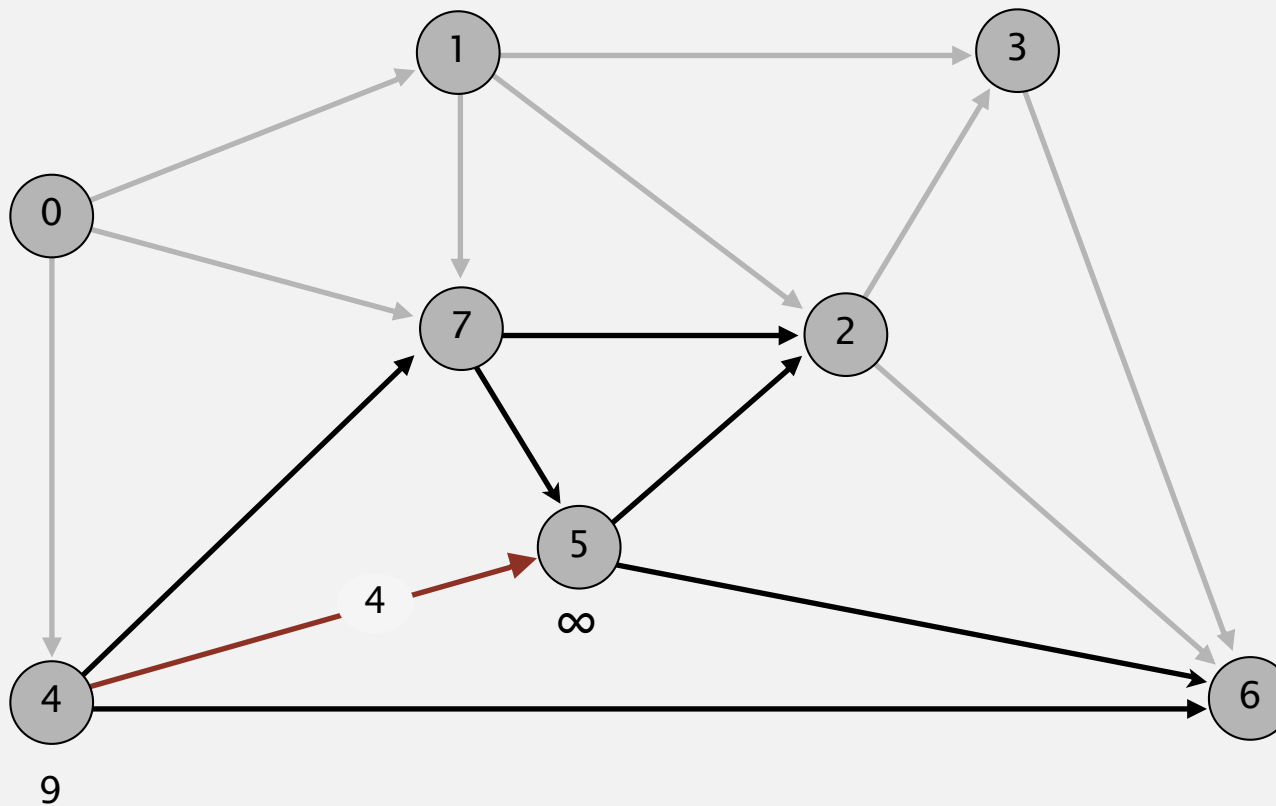
pass 0

0→1 0→4 0→7 1→2 1→3 1→7 2→3 2→6 3→6 4→5 4→6 4→7 5→2 5→6 7→5 7→2



Bellman-Ford algorithm demo

Repeat V times: relax all E edges.



v	distTo[]	edgeTo[]
0	0.0	-
1	5.0	0→1
2	17.0	1→2
3	20.0	1→3
4	9.0	0→4
5	∞	
6	28.0	2→6
7	8.0	0→7

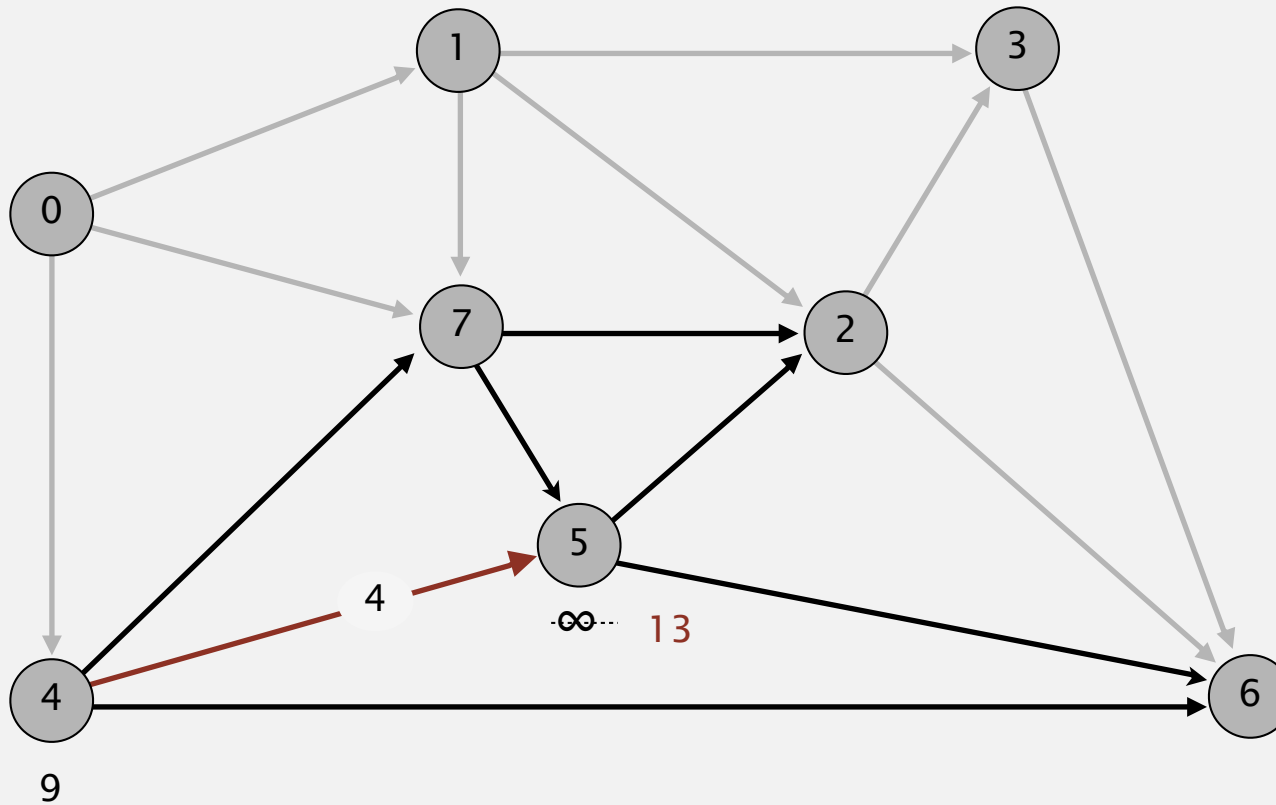
pass 0

0→1 0→4 0→7 1→2 1→3 1→7 2→3 2→6 3→6 4→5 4→6 4→7 5→2 5→6 7→5 7→2



Bellman-Ford algorithm demo

Repeat V times: relax all E edges.



v	distTo[]	edgeTo[]
0	0.0	-
1	5.0	0→1
2	17.0	1→2
3	20.0	1→3
4	9.0	0→4
5	13.0	4→5
6	28.0	2→6
7	8.0	0→7

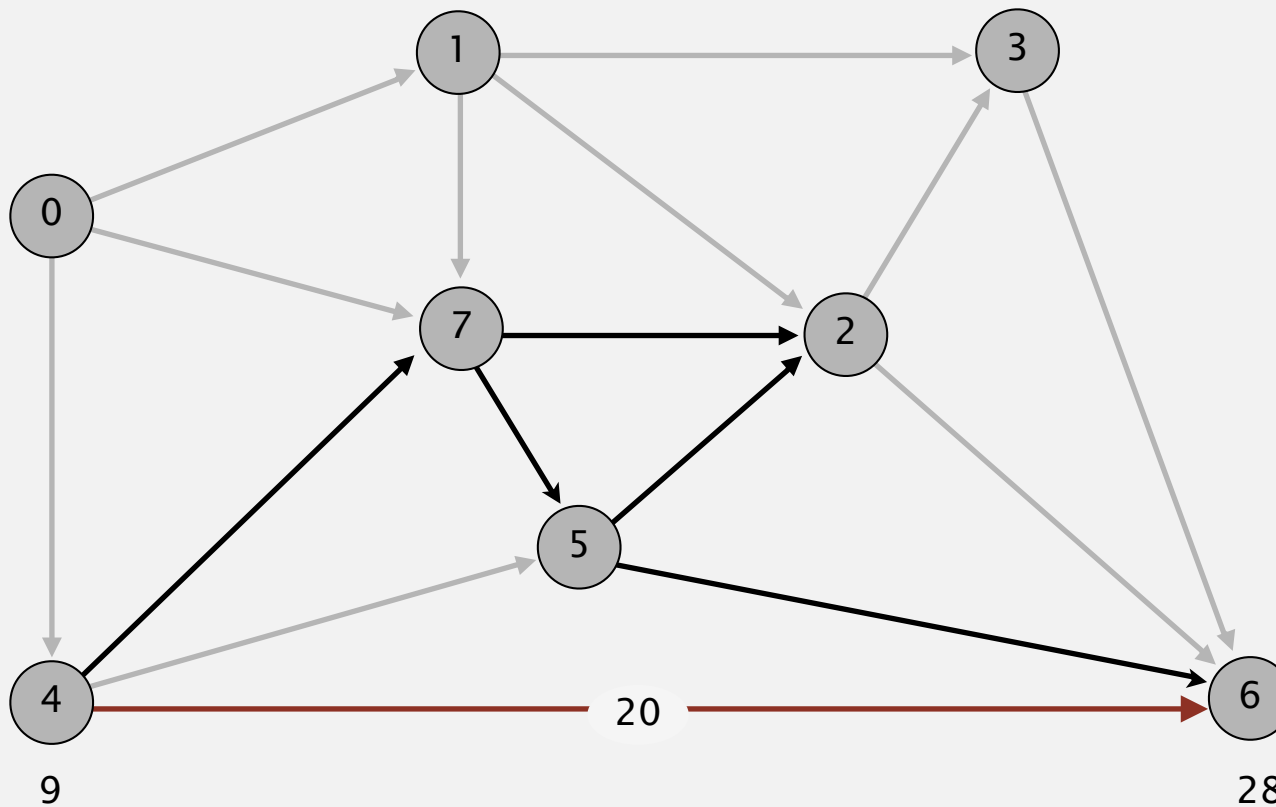
pass 0

0→1 0→4 0→7 1→2 1→3 1→7 2→3 2→6 3→6 4→5 4→6 4→7 5→2 5→6 7→5 7→2



Bellman-Ford algorithm demo

Repeat V times: relax all E edges.



v	distTo[]	edgeTo[]
0	0.0	-
1	5.0	0→1
2	17.0	1→2
3	20.0	1→3
4	9.0	0→4
5	13.0	4→5
6	28.0	2→6
7	8.0	0→7

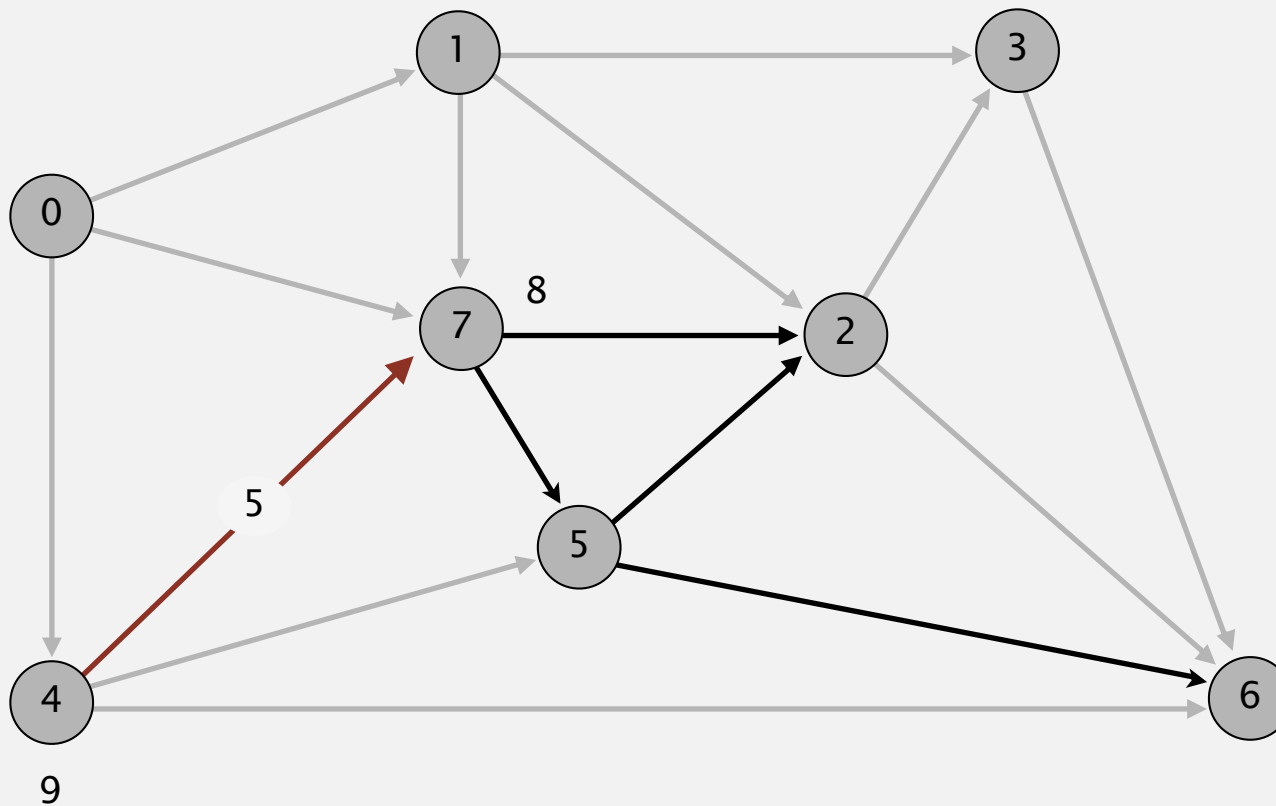
pass 0

0→1 0→4 0→7 1→2 1→3 1→7 2→3 2→6 3→6 4→5 4→6 4→7 5→2 5→6 7→5 7→2



Bellman-Ford algorithm demo

Repeat V times: relax all E edges.



v	distTo[]	edgeTo[]
0	0.0	-
1	5.0	0→1
2	17.0	1→2
3	20.0	1→3
4	9.0	0→4
5	13.0	4→5
6	28.0	2→6
7	8.0	0→7

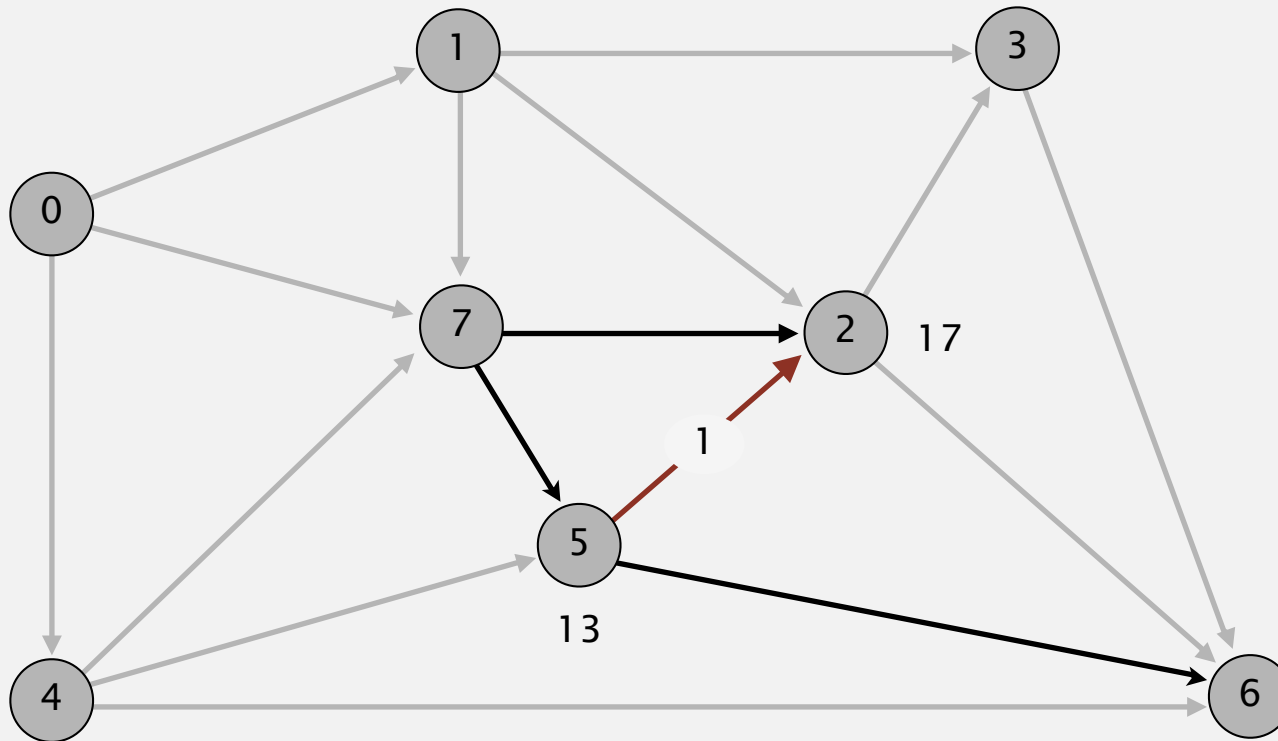
pass 0

0→1 0→4 0→7 1→2 1→3 1→7 2→3 2→6 3→6 4→5 4→6 4→7 5→2 5→6 7→5 7→2



Bellman-Ford algorithm demo

Repeat V times: relax all E edges.



v	distTo[]	edgeTo[]
0	0.0	-
1	5.0	0→1
2	17.0	1→2
3	20.0	1→3
4	9.0	0→4
5	13.0	4→5
6	28.0	2→6
7	8.0	0→7

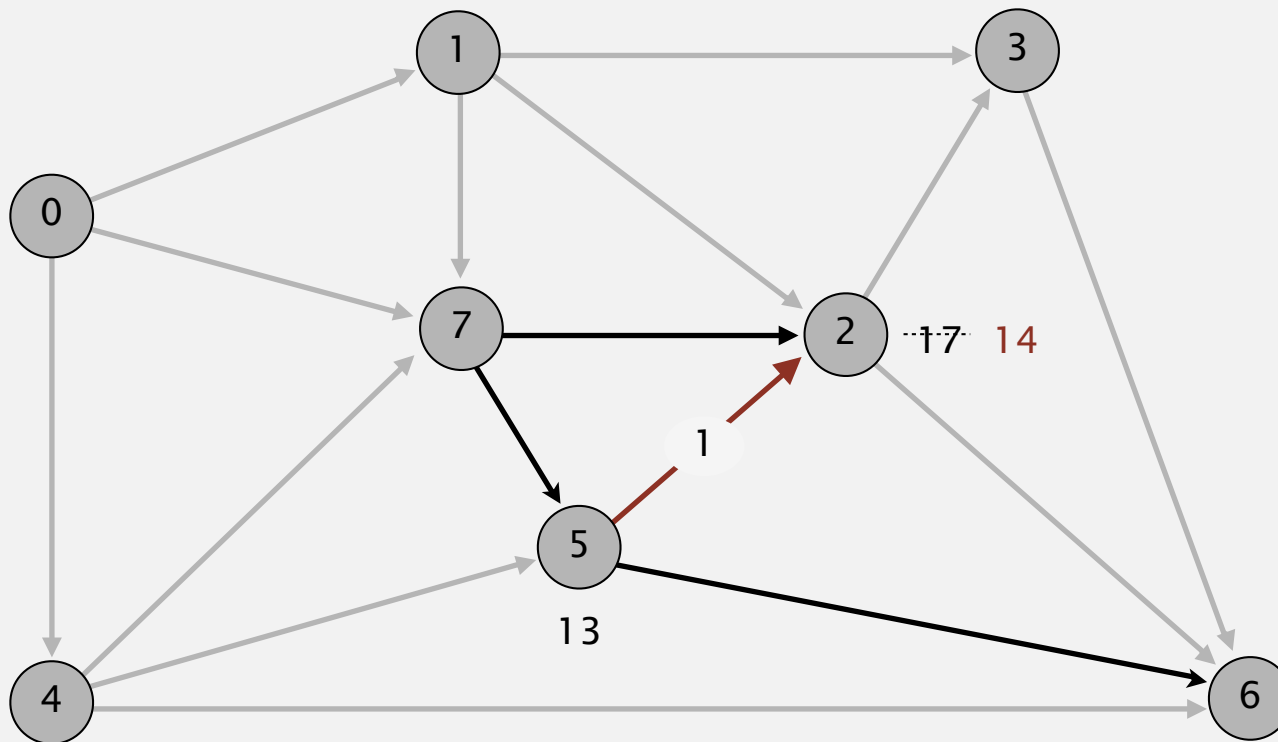
pass 0

0→1 0→4 0→7 1→2 1→3 1→7 2→3 2→6 3→6 4→5 4→6 4→7 5→2 5→6 7→5 7→2



Bellman-Ford algorithm demo

Repeat V times: relax all E edges.



v	distTo[]	edgeTo[]
0	0.0	-
1	5.0	0→1
2	14.0	5→2
3	20.0	1→3
4	9.0	0→4
5	13.0	4→5
6	28.0	2→6
7	8.0	0→7

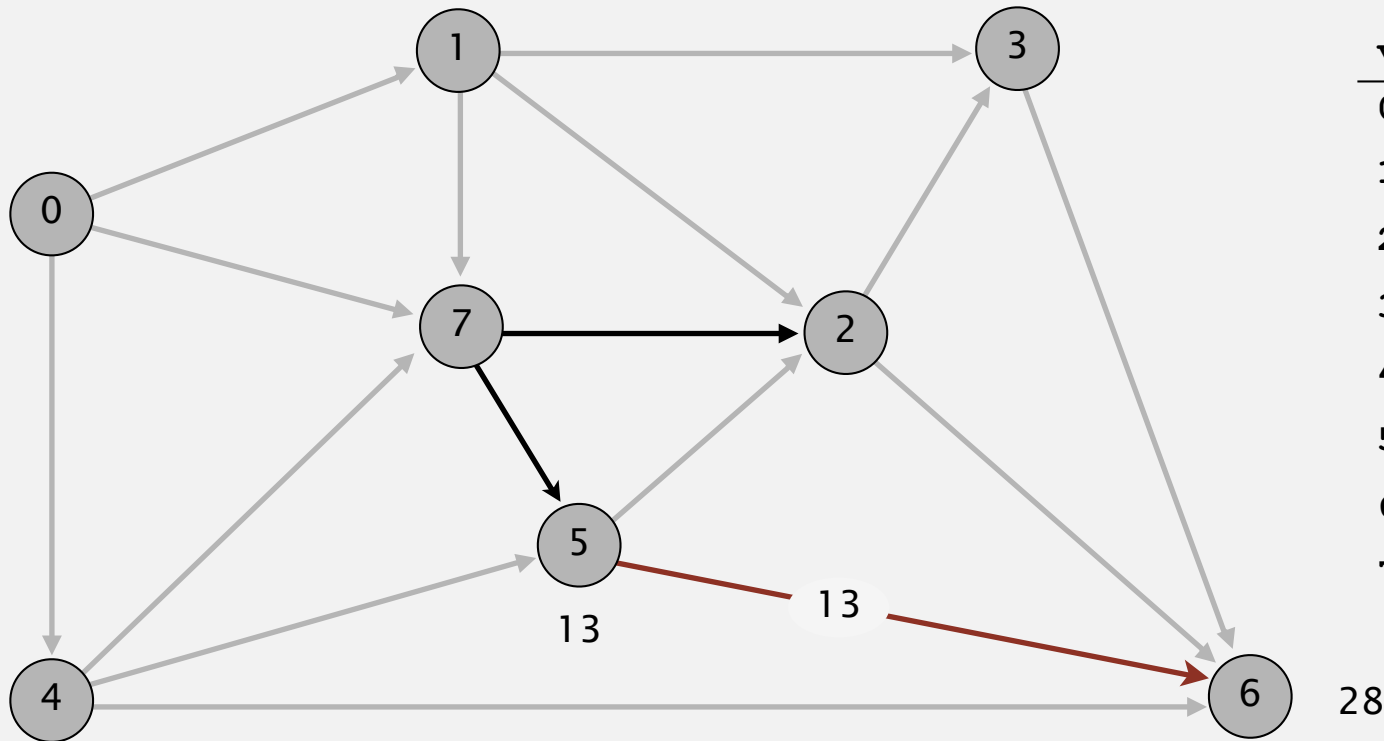
pass 0

0→1 0→4 0→7 1→2 1→3 1→7 2→3 2→6 3→6 4→5 4→6 4→7 5→2 5→6 7→5 7→2



Bellman-Ford algorithm demo

Repeat V times: relax all E edges.



v	distTo[]	edgeTo[]
0	0.0	-
1	5.0	0→1
2	14.0	5→2
3	20.0	1→3
4	9.0	0→4
5	13.0	4→5
6	28.0	2→6
7	8.0	0→7

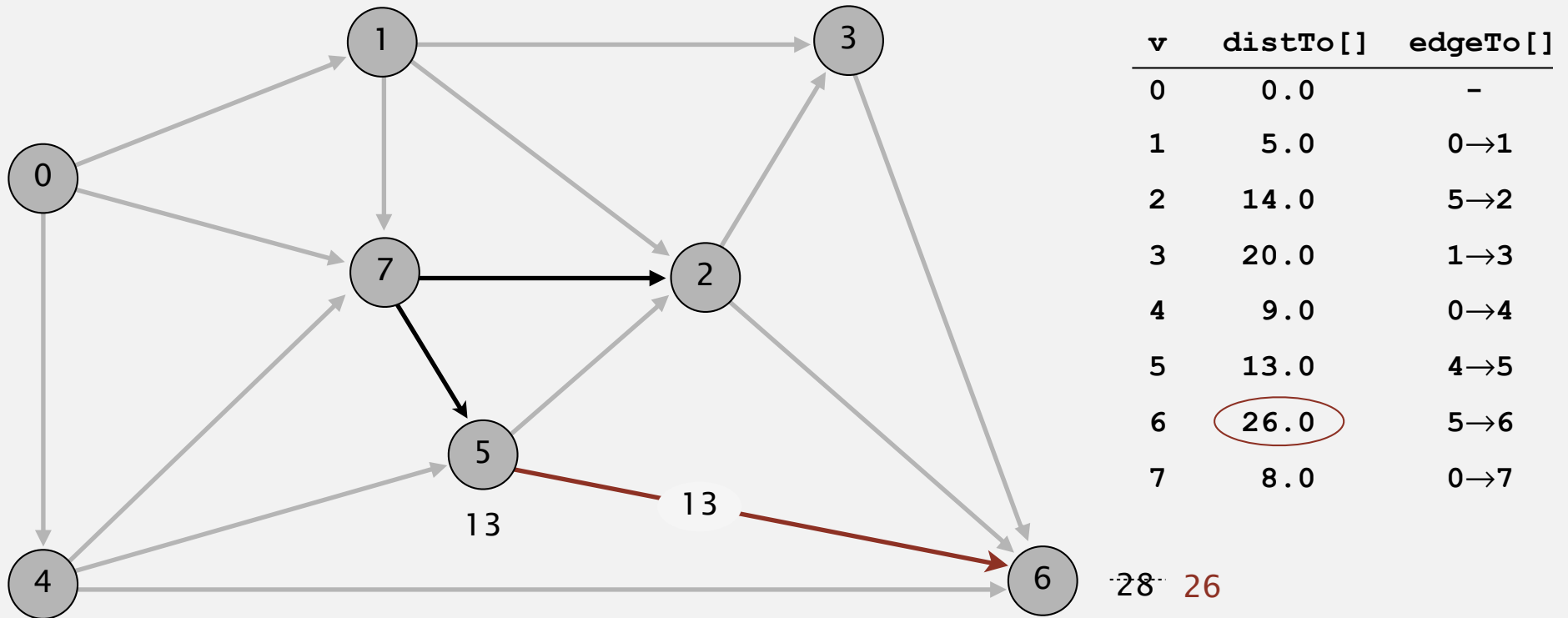
pass 0

0→1 0→4 0→7 1→2 1→3 1→7 2→3 2→6 3→6 4→5 4→6 4→7 5→2 5→6 7→5 7→2



Bellman-Ford algorithm demo

Repeat V times: relax all E edges.



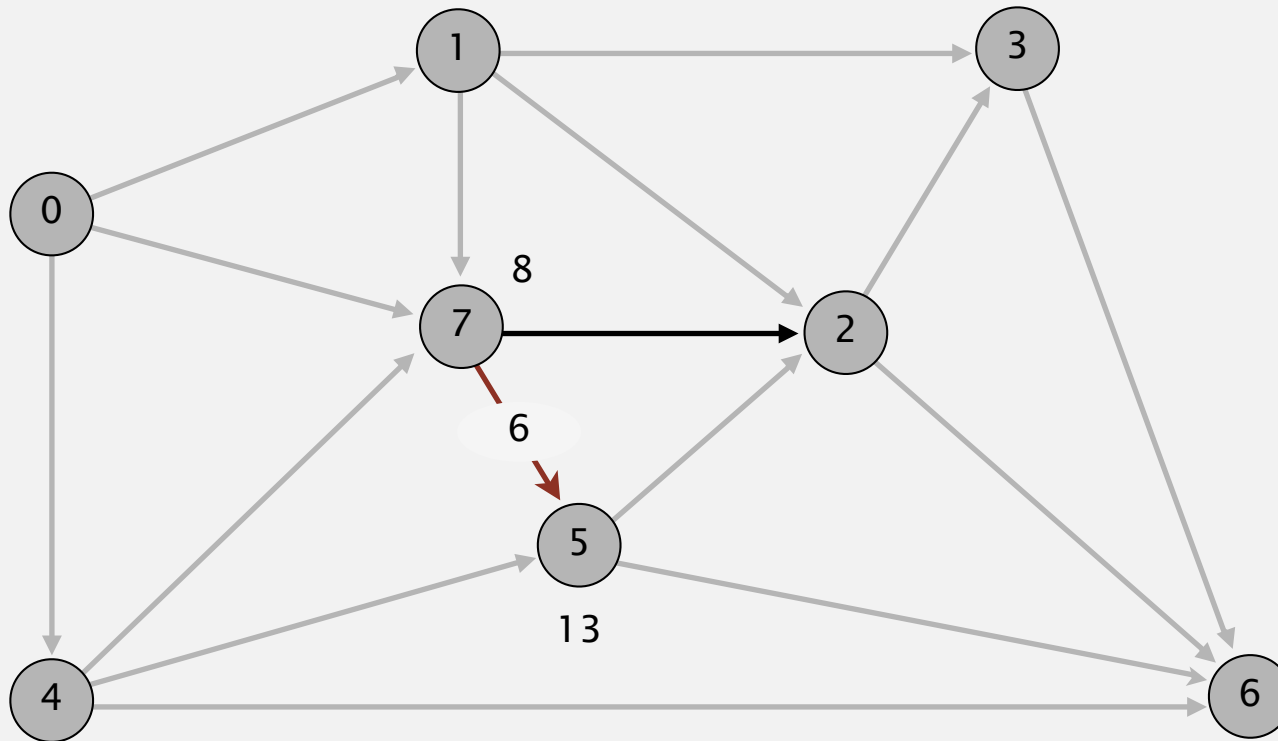
pass 0

0→1 0→4 0→7 1→2 1→3 1→7 2→3 2→6 3→6 4→5 4→6 4→7 5→2 5→6 7→5 7→2



Bellman-Ford algorithm demo

Repeat V times: relax all E edges.



v	distTo[]	edgeTo[]
0	0.0	-
1	5.0	0→1
2	14.0	5→2
3	20.0	1→3
4	9.0	0→4
5	13.0	4→5
6	26.0	5→6
7	8.0	0→7

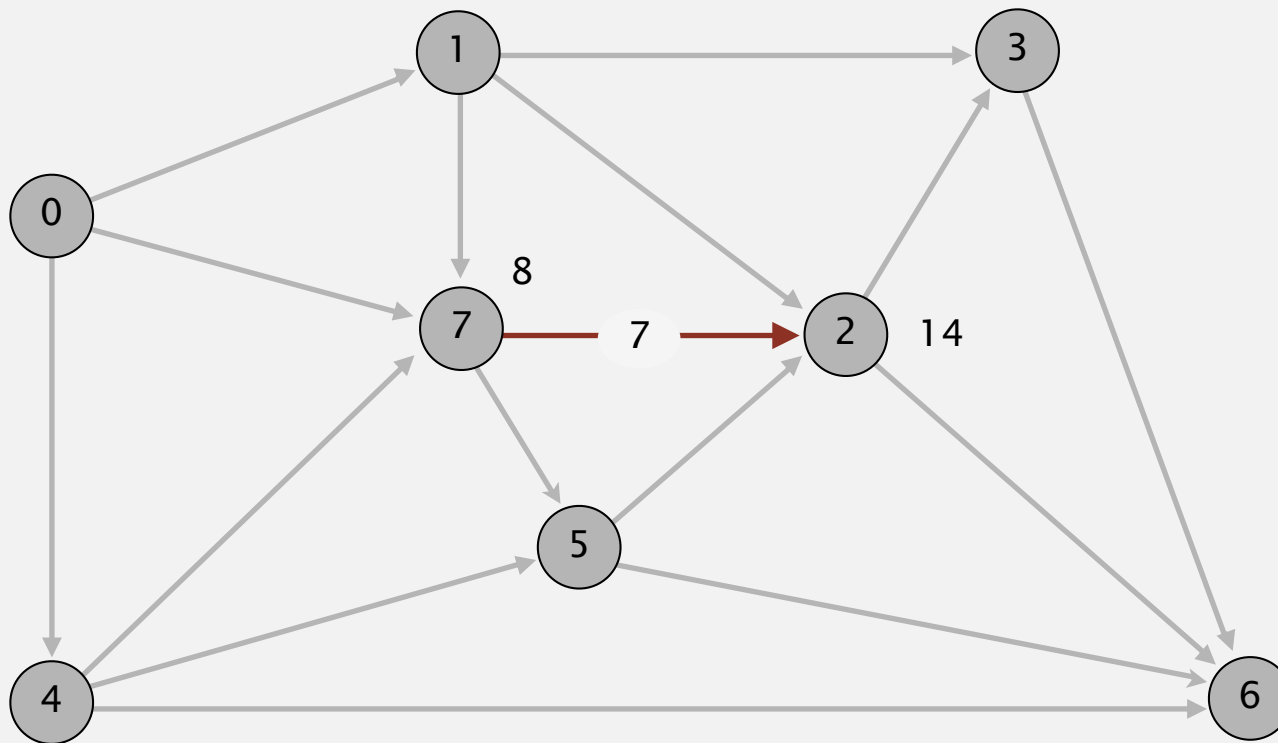
pass 0

0→1 0→4 0→7 1→2 1→3 1→7 2→3 2→6 3→6 4→5 4→6 4→7 5→2 5→6 7→5 7→2



Bellman-Ford algorithm demo

Repeat V times: relax all E edges.



v	distTo[]	edgeTo[]
0	0.0	-
1	5.0	0→1
2	14.0	5→2
3	20.0	1→3
4	9.0	0→4
5	13.0	4→5
6	26.0	5→6
7	8.0	0→7

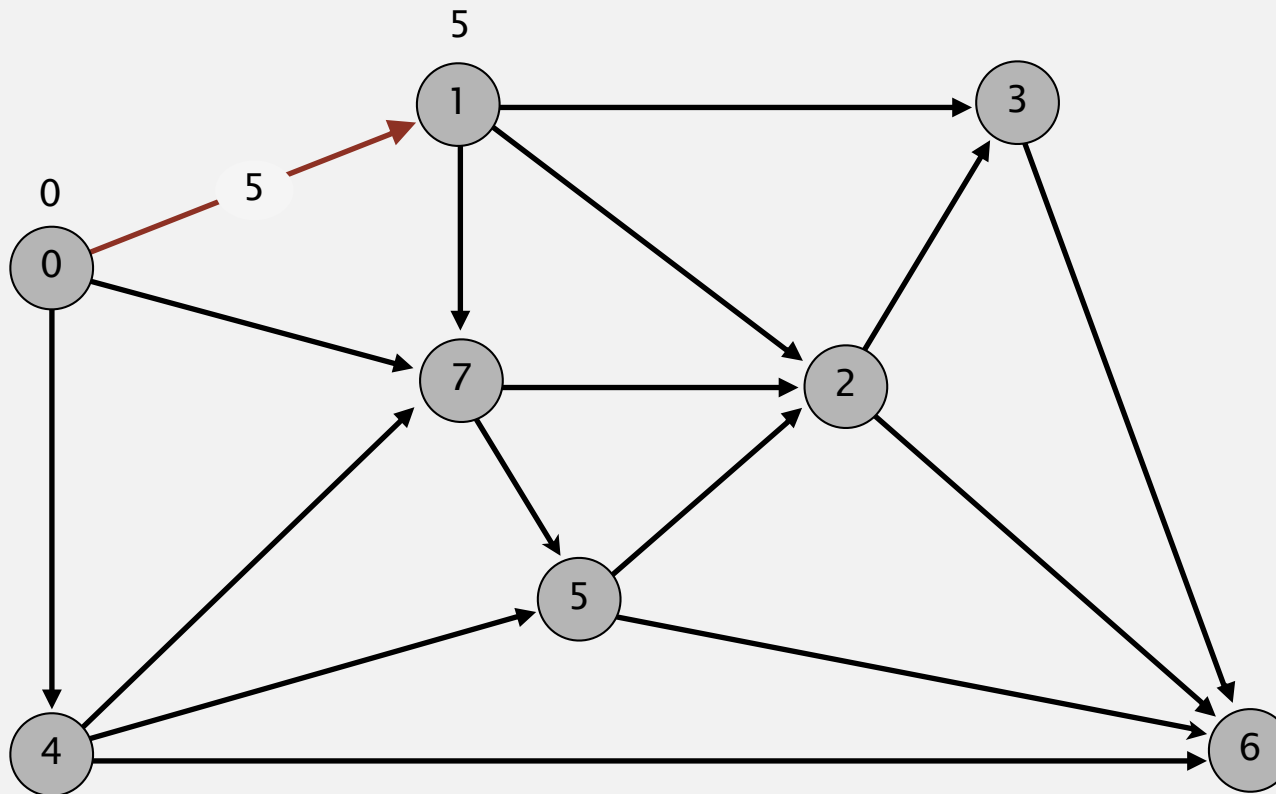
pass 0

0→1 0→4 0→7 1→2 1→3 1→7 2→3 2→6 3→6 4→5 4→6 4→7 5→2 5→6 7→5 7→2



Bellman-Ford algorithm demo

Repeat V times: relax all E edges.



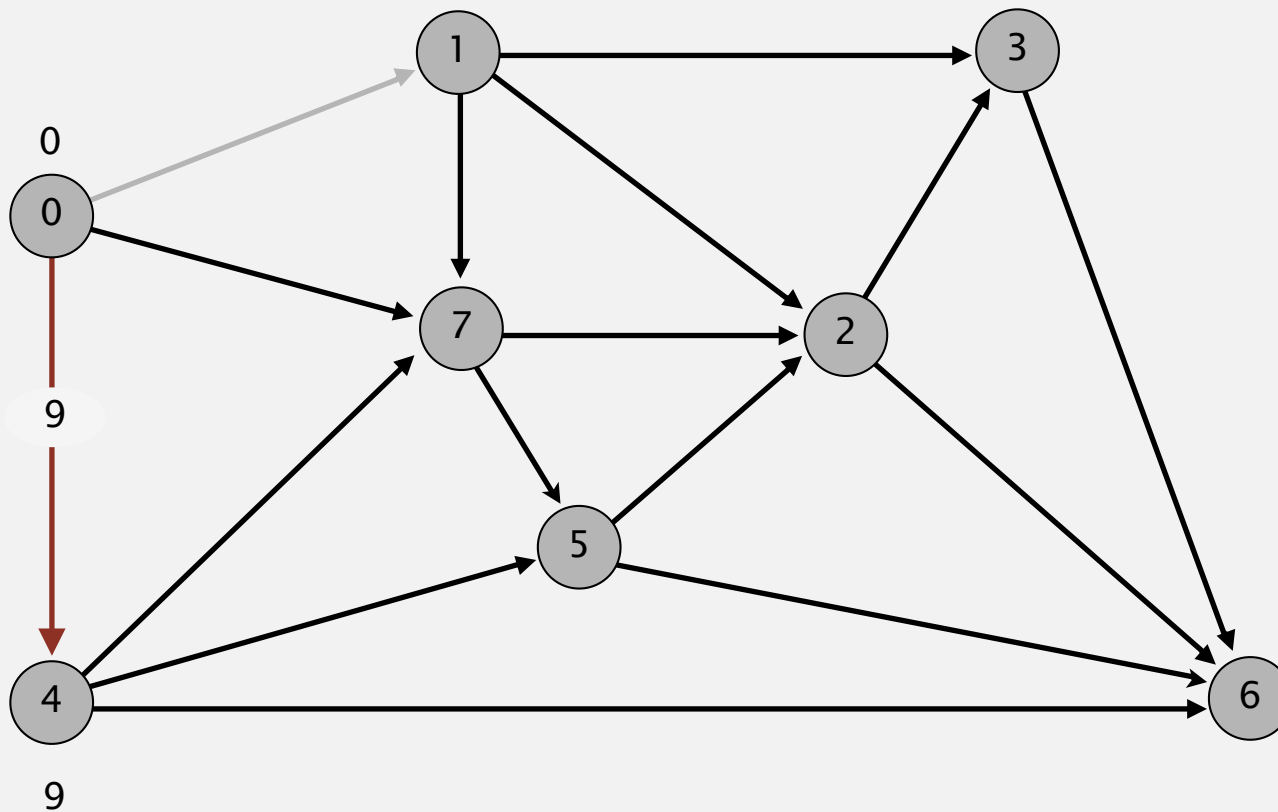
v	distTo[]	edgeTo[]
0	0.0	-
1	5.0	0→1
2	14.0	5→2
3	20.0	1→3
4	9.0	0→4
5	13.0	4→5
6	26.0	5→6
7	8.0	0→7

pass 1

0→1 0→4 0→7 1→2 1→3 1→7 2→3 2→6 3→6 4→5 4→6 4→7 5→2 5→6 7→5 7→2
↑

Bellman-Ford algorithm demo

Repeat V times: relax all E edges.



v	distTo[]	edgeTo[]
0	0.0	-
1	5.0	0→1
2	14.0	5→2
3	20.0	1→3
4	9.0	0→4
5	13.0	4→5
6	26.0	5→6
7	8.0	0→7

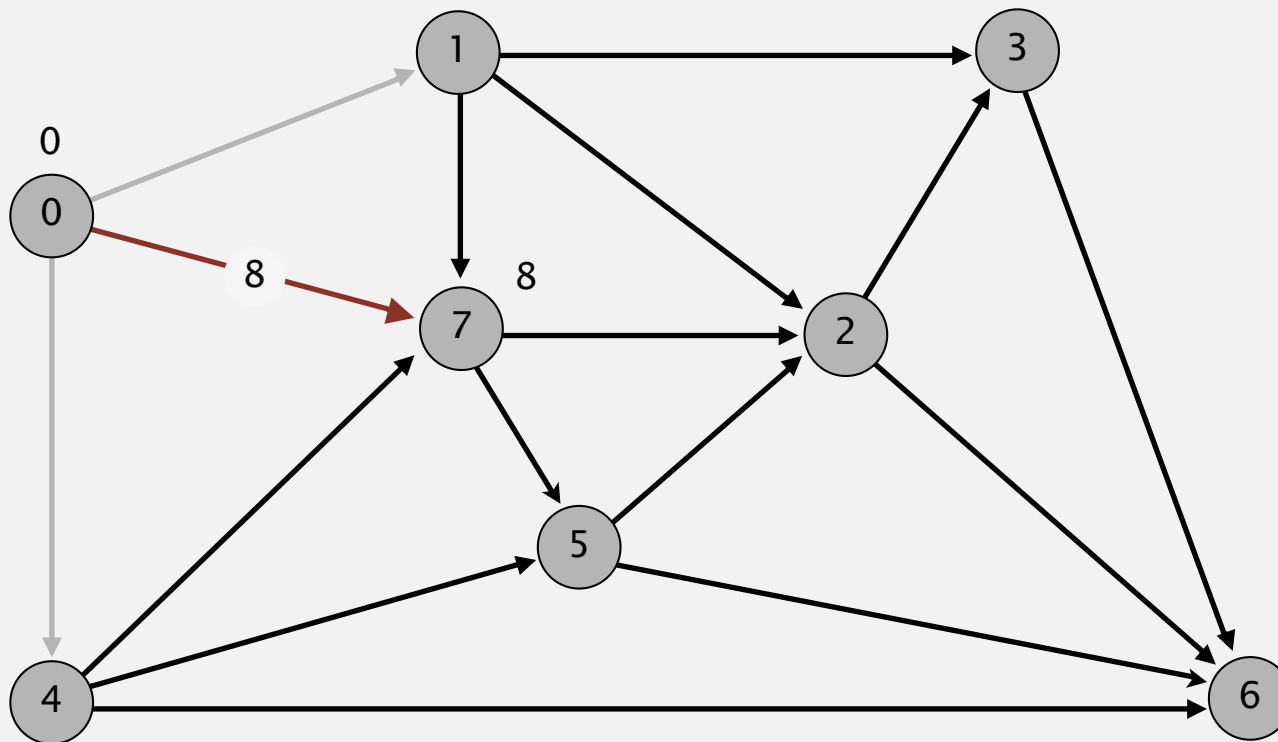
pass 1

0→1 0→4 0→7 1→2 1→3 1→7 2→3 2→6 3→6 4→5 4→6 4→7 5→2 5→6 7→5 7→2



Bellman-Ford algorithm demo

Repeat V times: relax all E edges.



v	distTo[]	edgeTo[]
0	0.0	-
1	5.0	0→1
2	14.0	5→2
3	20.0	1→3
4	9.0	0→4
5	13.0	4→5
6	26.0	5→6
7	8.0	0→7

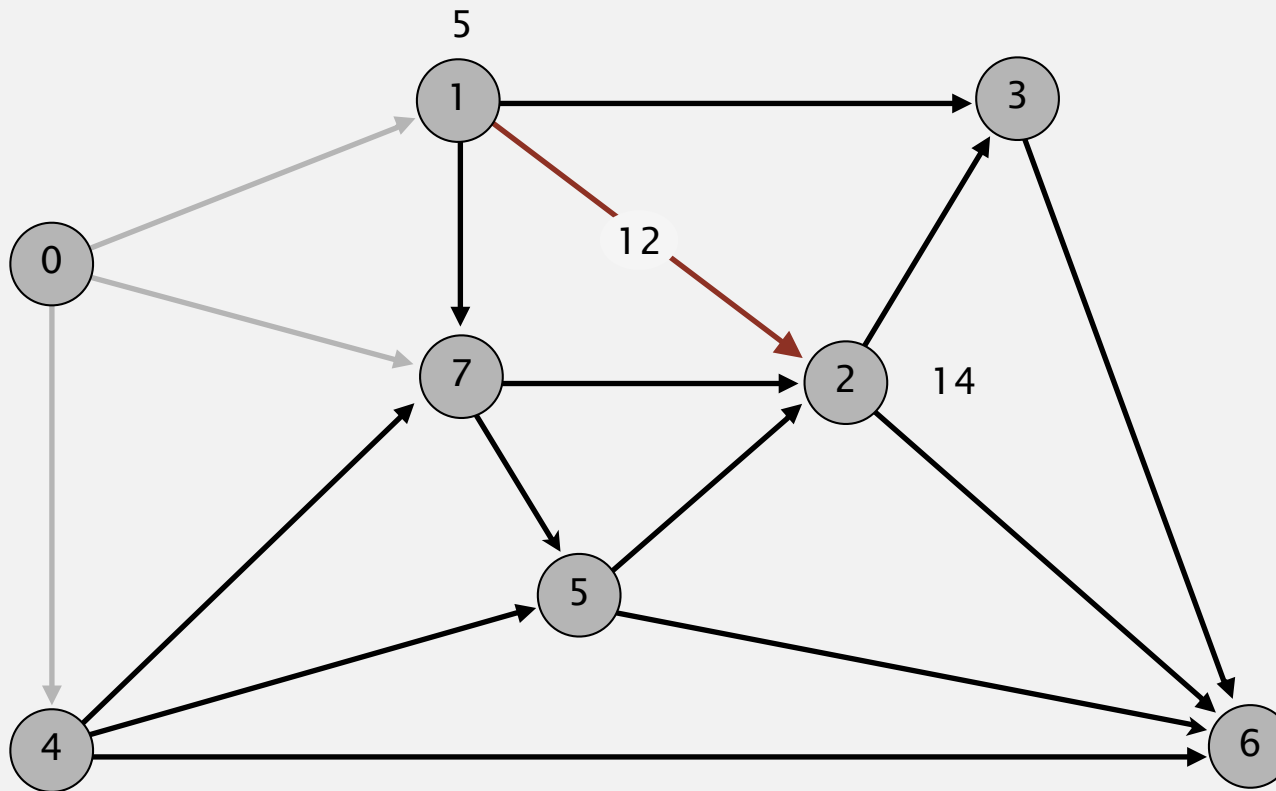
pass 1

0→1 0→4 0→7 1→2 1→3 1→7 2→3 2→6 3→6 4→5 4→6 4→7 5→2 5→6 7→5 7→2



Bellman-Ford algorithm demo

Repeat V times: relax all E edges.



v	distTo[]	edgeTo[]
0	0.0	-
1	5.0	0→1
2	14.0	5→2
3	20.0	1→3
4	9.0	0→4
5	13.0	4→5
6	26.0	5→6
7	8.0	0→7

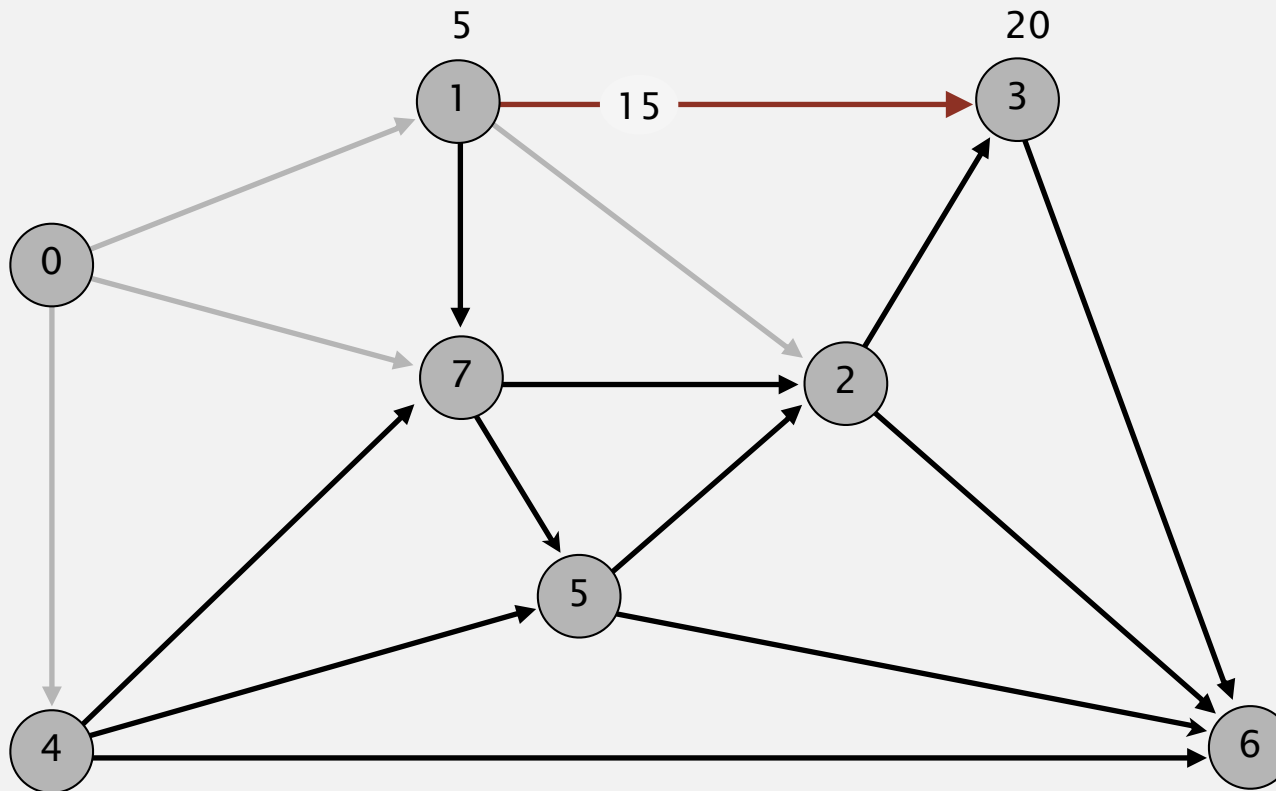
pass 1

0→1 0→4 0→7 1→2 1→3 1→7 2→3 2→6 3→6 4→5 4→6 4→7 5→2 5→6 7→5 7→2



Bellman-Ford algorithm demo

Repeat V times: relax all E edges.



v	distTo[]	edgeTo[]
0	0.0	-
1	5.0	0→1
2	14.0	5→2
3	20.0	1→3
4	9.0	0→4
5	13.0	4→5
6	26.0	5→6
7	8.0	0→7

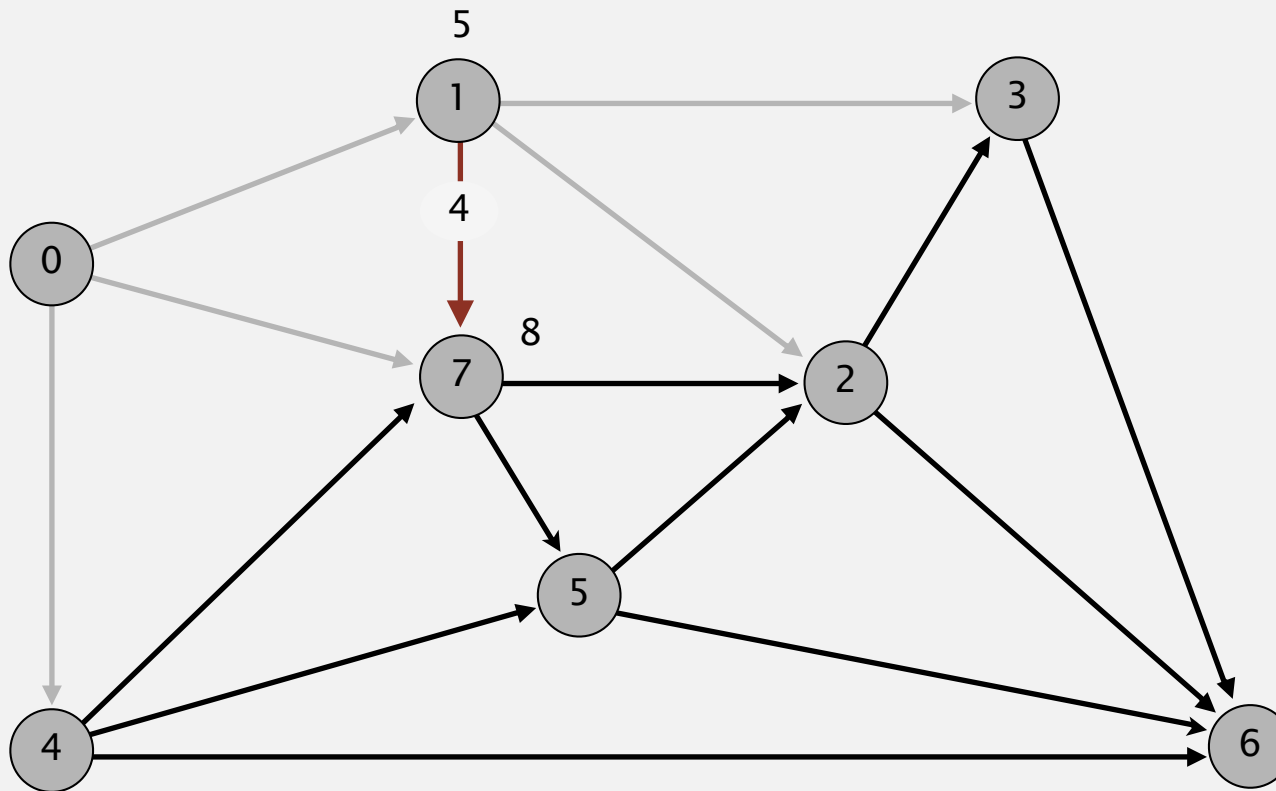
pass 1

0→1 0→4 0→7 1→2 1→3 1→7 2→3 2→6 3→6 4→5 4→6 4→7 5→2 5→6 7→5 7→2



Bellman-Ford algorithm demo

Repeat V times: relax all E edges.



v	distTo[]	edgeTo[]
0	0.0	-
1	5.0	0→1
2	14.0	5→2
3	20.0	1→3
4	9.0	0→4
5	13.0	4→5
6	26.0	5→6
7	8.0	0→7

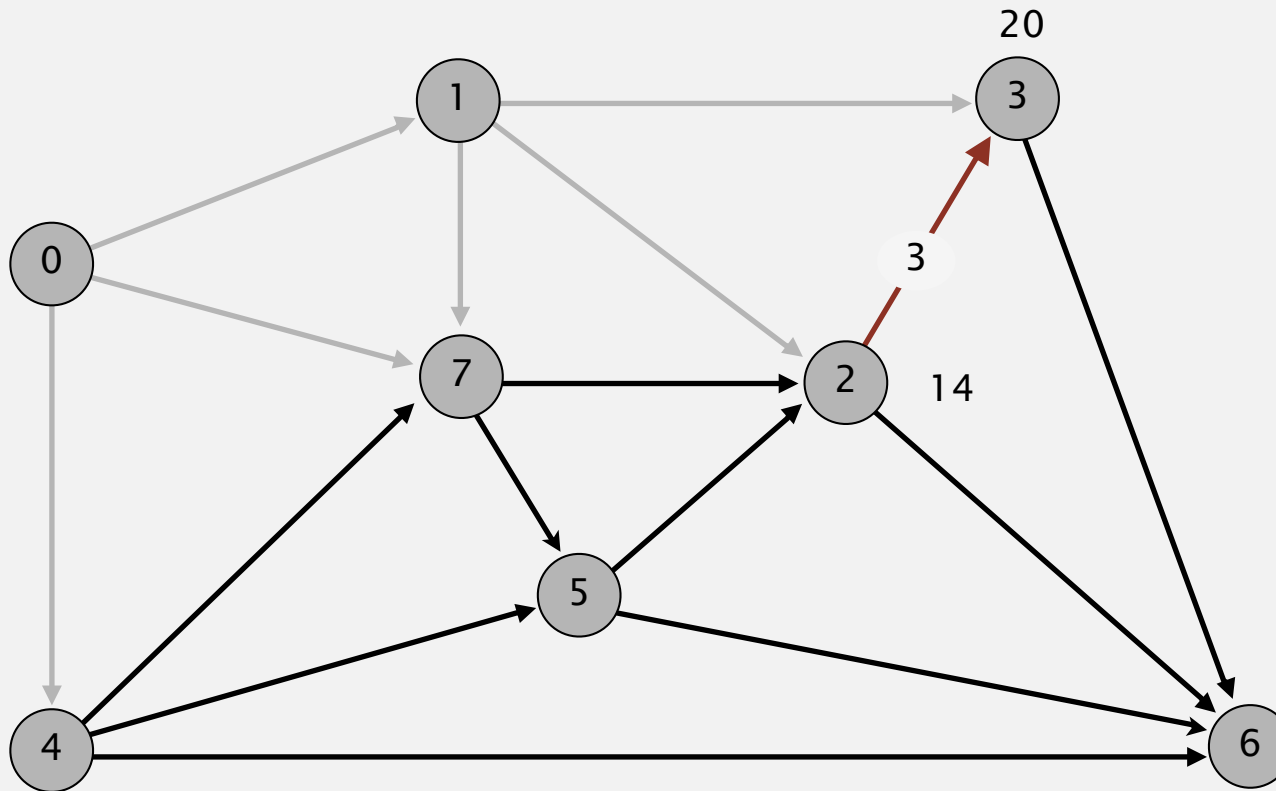
pass 1

0→1 0→4 0→7 1→2 1→3 1→7 2→3 2→6 3→6 4→5 4→6 4→7 5→2 5→6 7→5 7→2



Bellman-Ford algorithm demo

Repeat V times: relax all E edges.



v	distTo[]	edgeTo[]
0	0.0	-
1	5.0	0→1
2	14.0	5→2
3	20.0	1→3
4	9.0	0→4
5	13.0	4→5
6	26.0	5→6
7	8.0	0→7

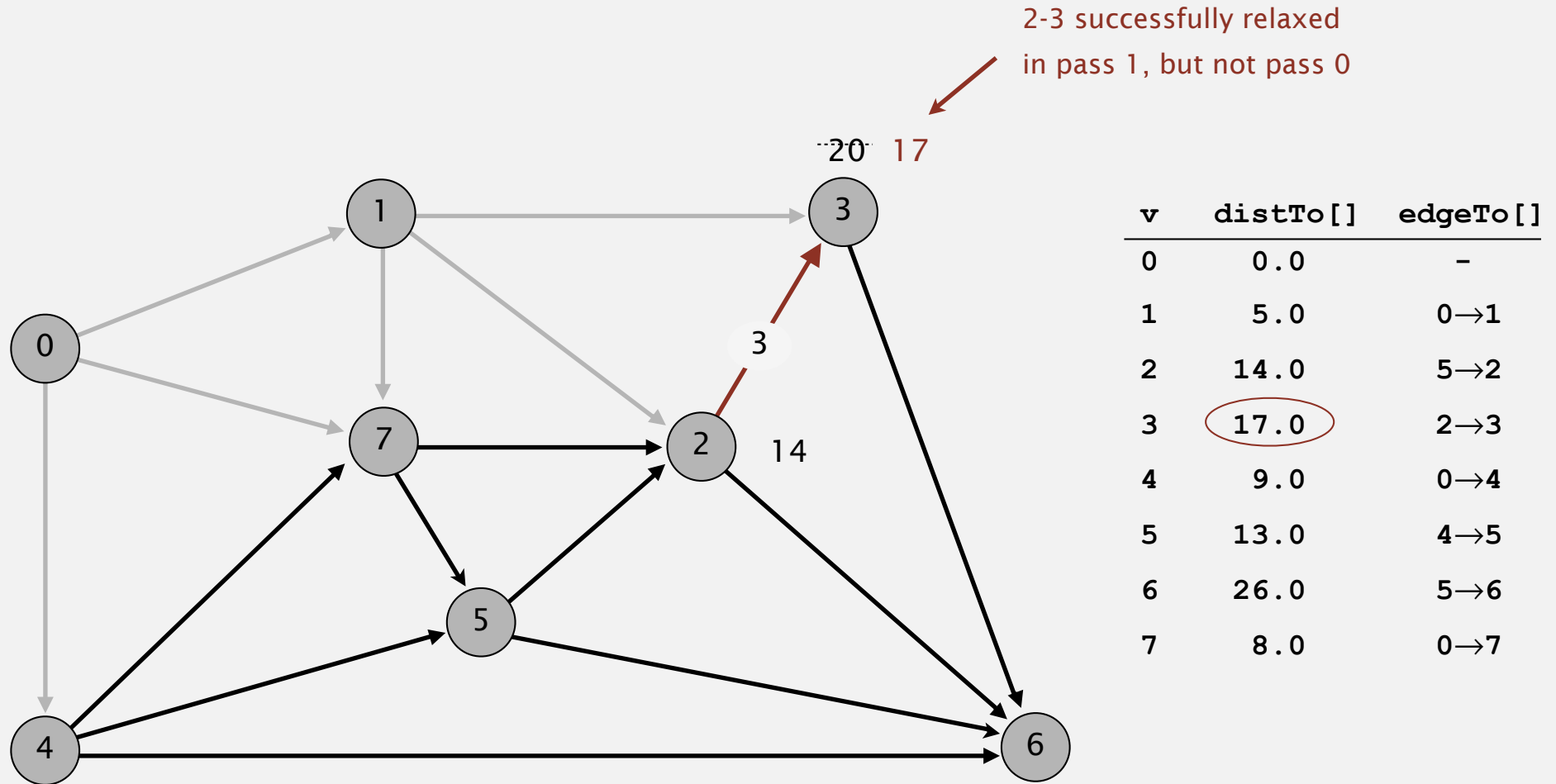
pass 1

0→1 0→4 0→7 1→2 1→3 1→7 2→3 2→6 3→6 4→5 4→6 4→7 5→2 5→6 7→5 7→2



Bellman-Ford algorithm demo

Repeat V times: relax all E edges.



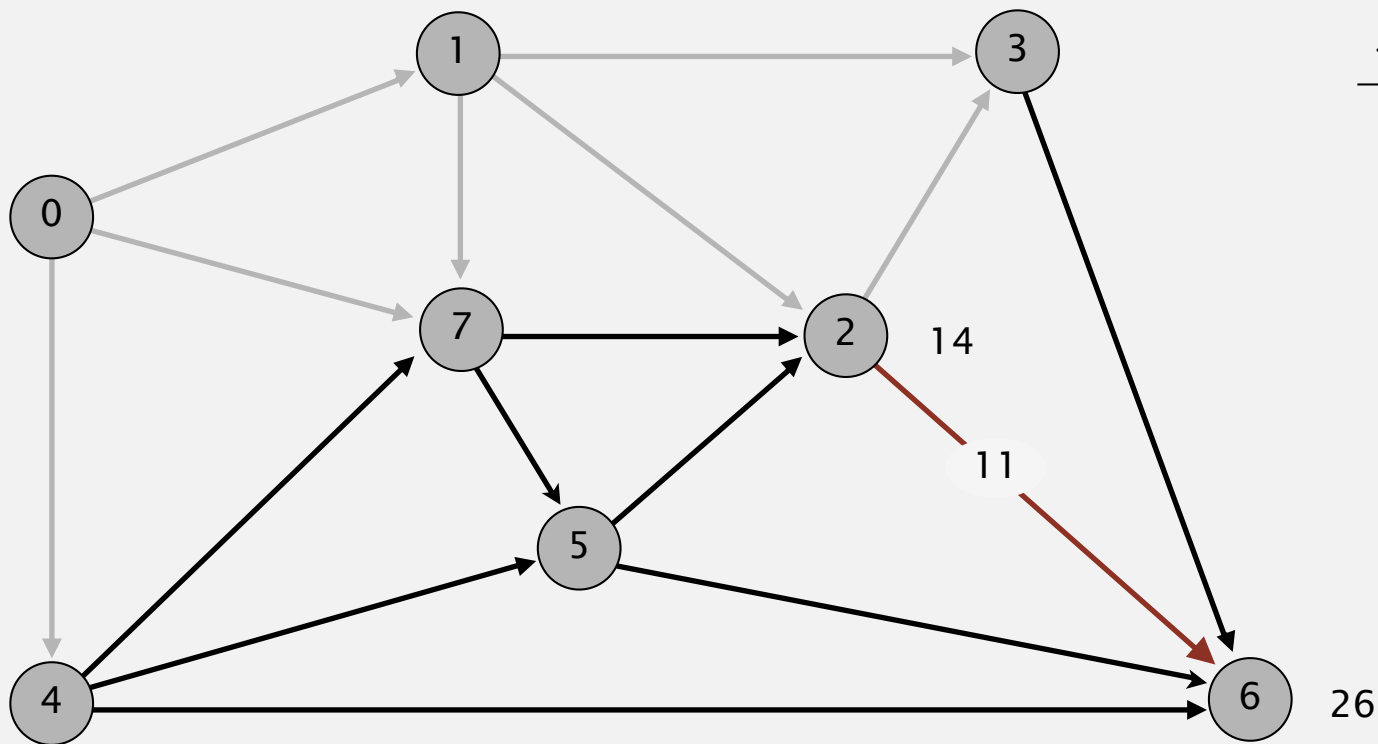
pass 1

0→1 0→4 0→7 1→2 1→3 1→7 2→3 2→6 3→6 4→5 4→6 4→7 5→2 5→6 7→5 7→2



Bellman-Ford algorithm demo

Repeat V times: relax all E edges.



v	distTo[]	edgeTo[]
0	0.0	-
1	5.0	0→1
2	14.0	5→2
3	17.0	2→3
4	9.0	0→4
5	13.0	4→5
6	26.0	5→6
7	8.0	0→7

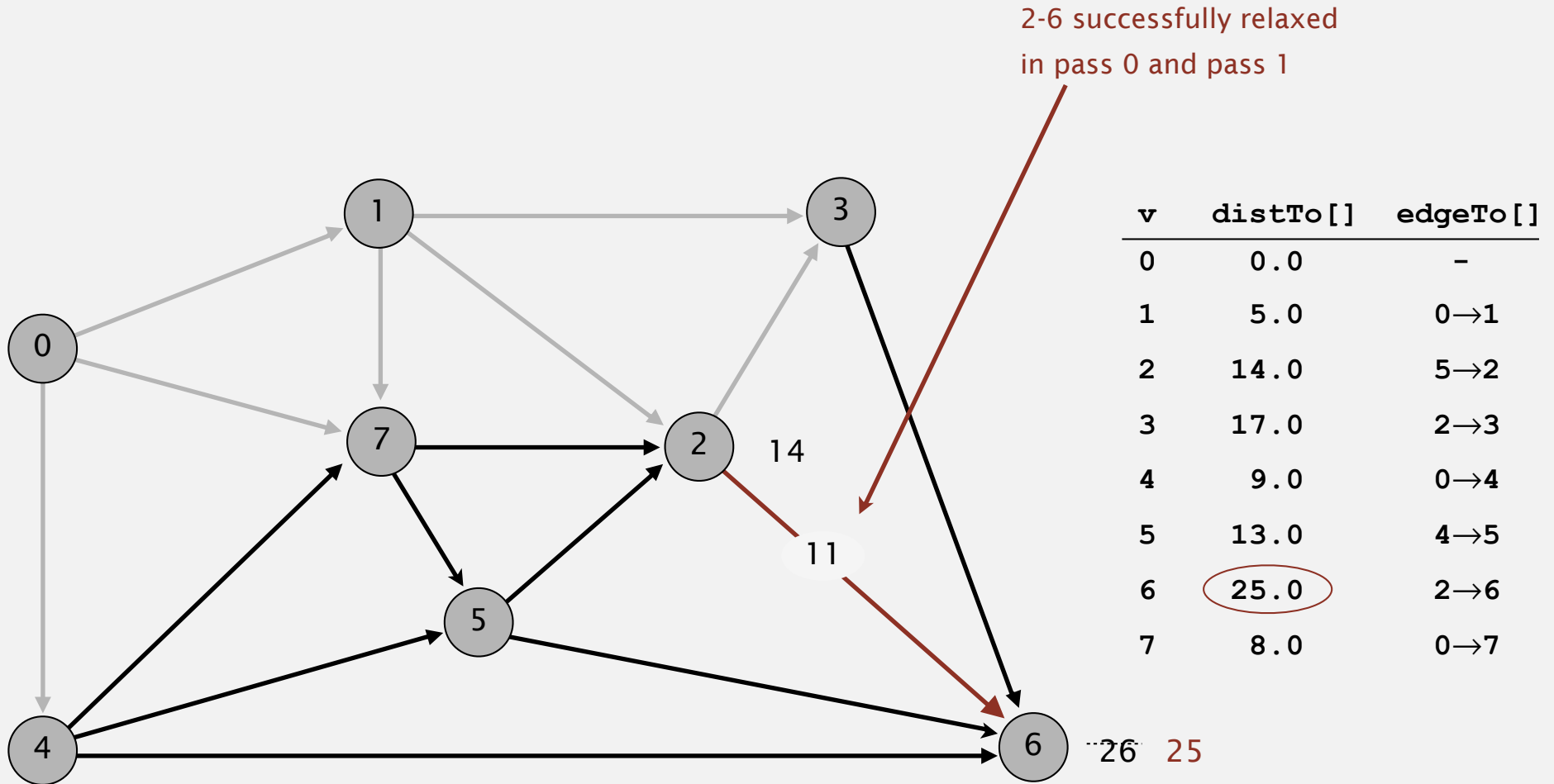
pass 1

0→1 0→4 0→7 1→2 1→3 1→7 2→3 2→6 3→6 4→5 4→6 4→7 5→2 5→6 7→5 7→2



Bellman-Ford algorithm demo

Repeat V times: relax all E edges.



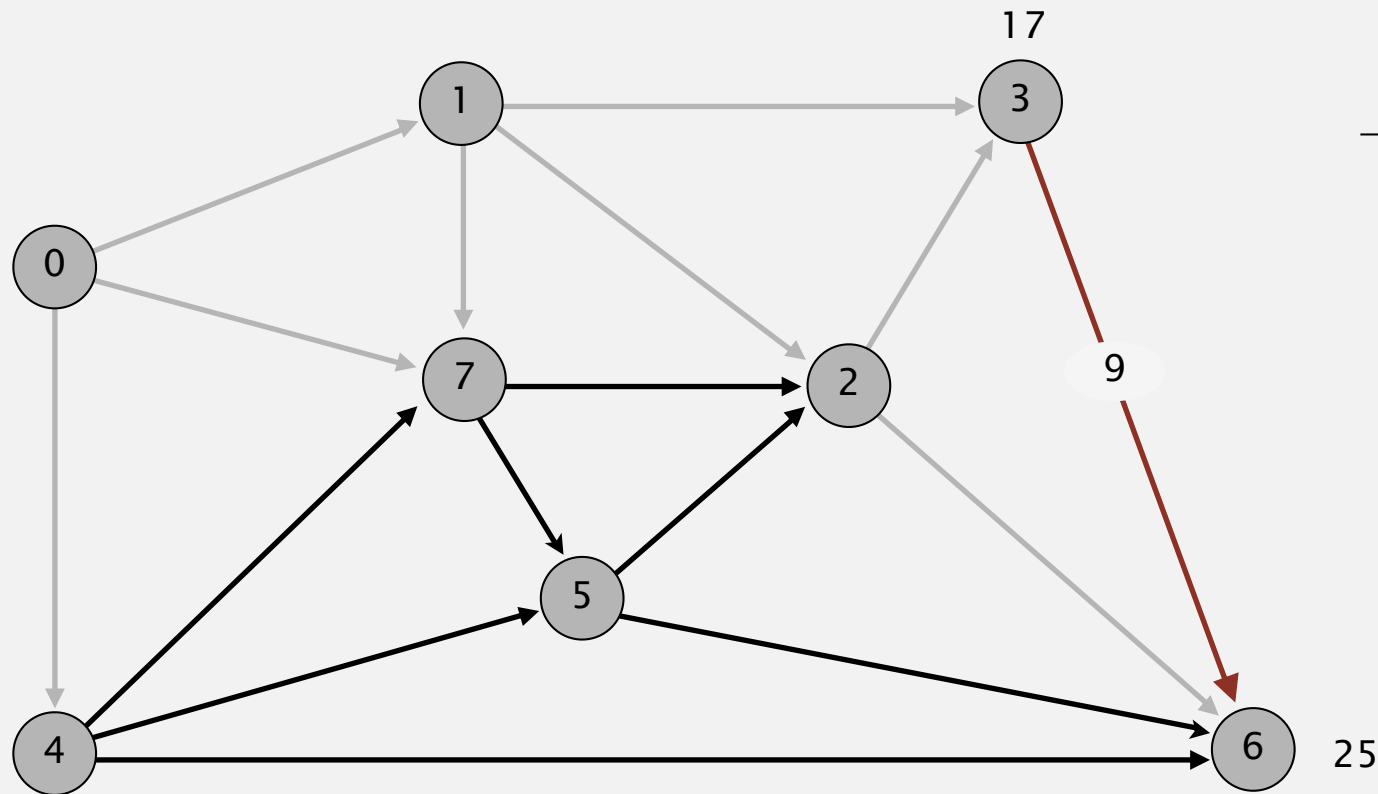
pass 1

0→1 0→4 0→7 1→2 1→3 1→7 2→3 2→6 3→6 4→5 4→6 4→7 5→2 5→6 7→5 7→2



Bellman-Ford algorithm demo

Repeat V times: relax all E edges.



v	distTo[]	edgeTo[]
0	0.0	-
1	5.0	0→1
2	14.0	5→2
3	17.0	2→3
4	9.0	0→4
5	13.0	4→5
6	25.0	2→6
7	8.0	0→7

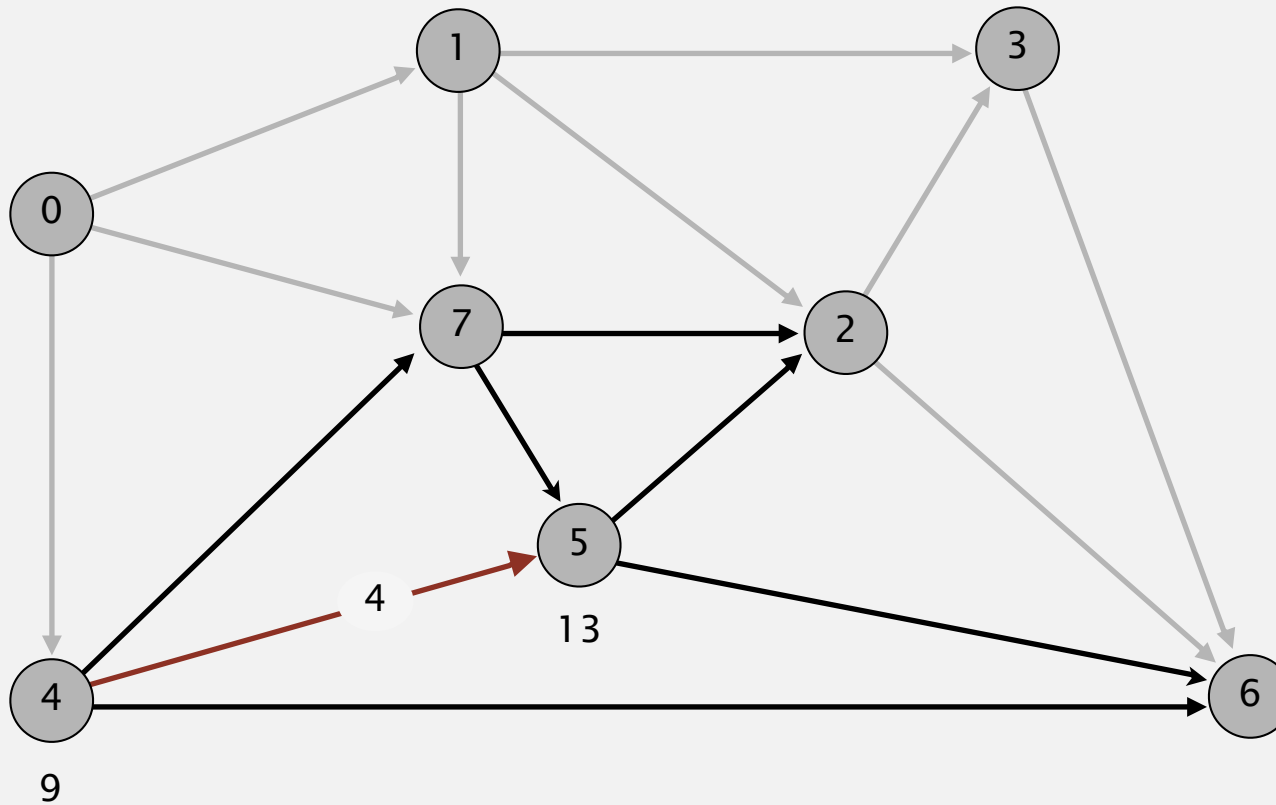
pass 1

0→1 0→4 0→7 1→2 1→3 1→7 2→3 2→6 3→6 4→5 4→6 4→7 5→2 5→6 7→5 7→2



Bellman-Ford algorithm demo

Repeat V times: relax all E edges.



v	distTo[]	edgeTo[]
0	0.0	-
1	5.0	0→1
2	14.0	5→2
3	17.0	2→3
4	9.0	0→4
5	13.0	4→5
6	25.0	2→6
7	8.0	0→7

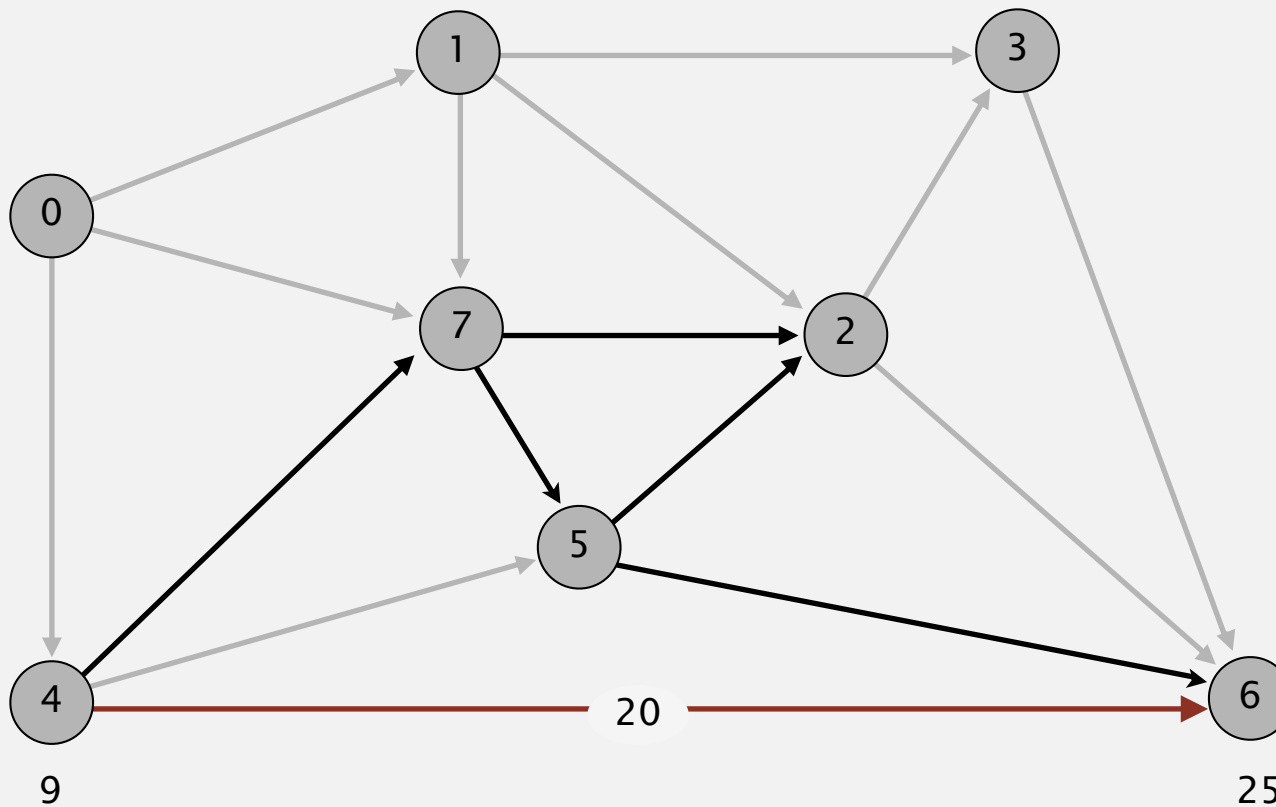
pass 1

0→1 0→4 0→7 1→2 1→3 1→7 2→3 2→6 3→6 4→5 4→6 4→7 5→2 5→6 7→5 7→2



Bellman-Ford algorithm demo

Repeat V times: relax all E edges.



v	distTo[]	edgeTo[]
0	0.0	-
1	5.0	0→1
2	14.0	5→2
3	17.0	2→3
4	9.0	0→4
5	13.0	4→5
6	25.0	2→6
7	8.0	0→7

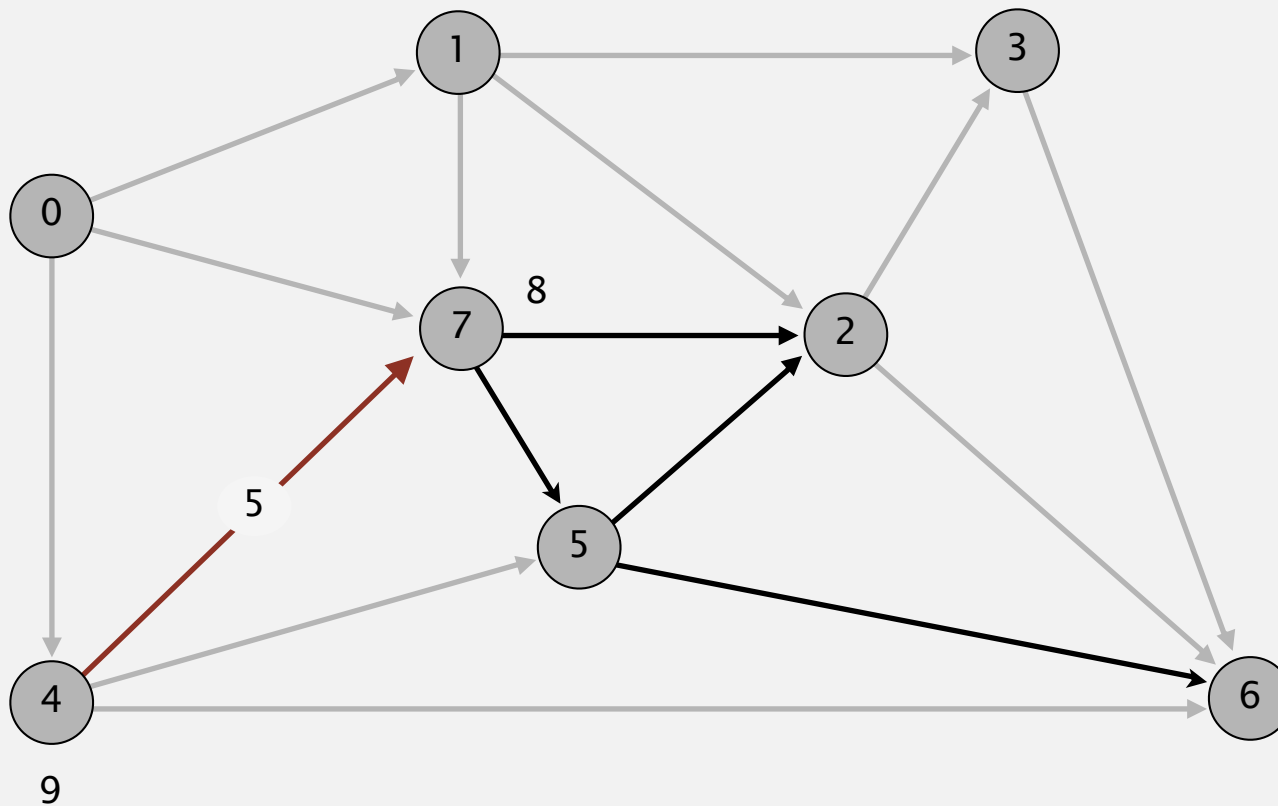
pass 1

0→1 0→4 0→7 1→2 1→3 1→7 2→3 2→6 3→6 4→5 4→6 4→7 5→2 5→6 7→5 7→2



Bellman-Ford algorithm demo

Repeat V times: relax all E edges.



v	distTo[]	edgeTo[]
0	0.0	-
1	5.0	0→1
2	14.0	5→2
3	17.0	2→3
4	9.0	0→4
5	13.0	4→5
6	25.0	2→6
7	8.0	0→7

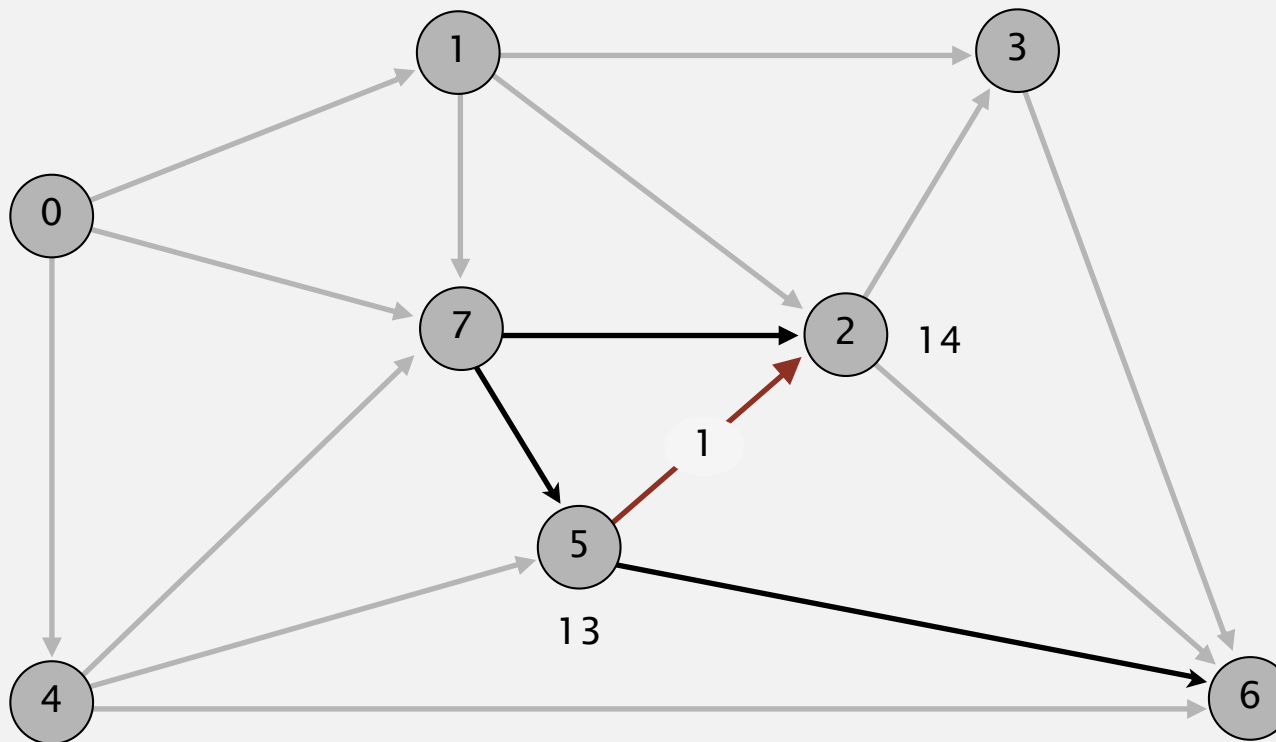
pass 1

0→1 0→4 0→7 1→2 1→3 1→7 2→3 2→6 3→6 4→5 4→6 4→7 5→2 5→6 7→5 7→2



Bellman-Ford algorithm demo

Repeat V times: relax all E edges.



v	distTo[]	edgeTo[]
0	0.0	-
1	5.0	0→1
2	14.0	5→2
3	17.0	2→3
4	9.0	0→4
5	13.0	4→5
6	25.0	2→6
7	8.0	0→7

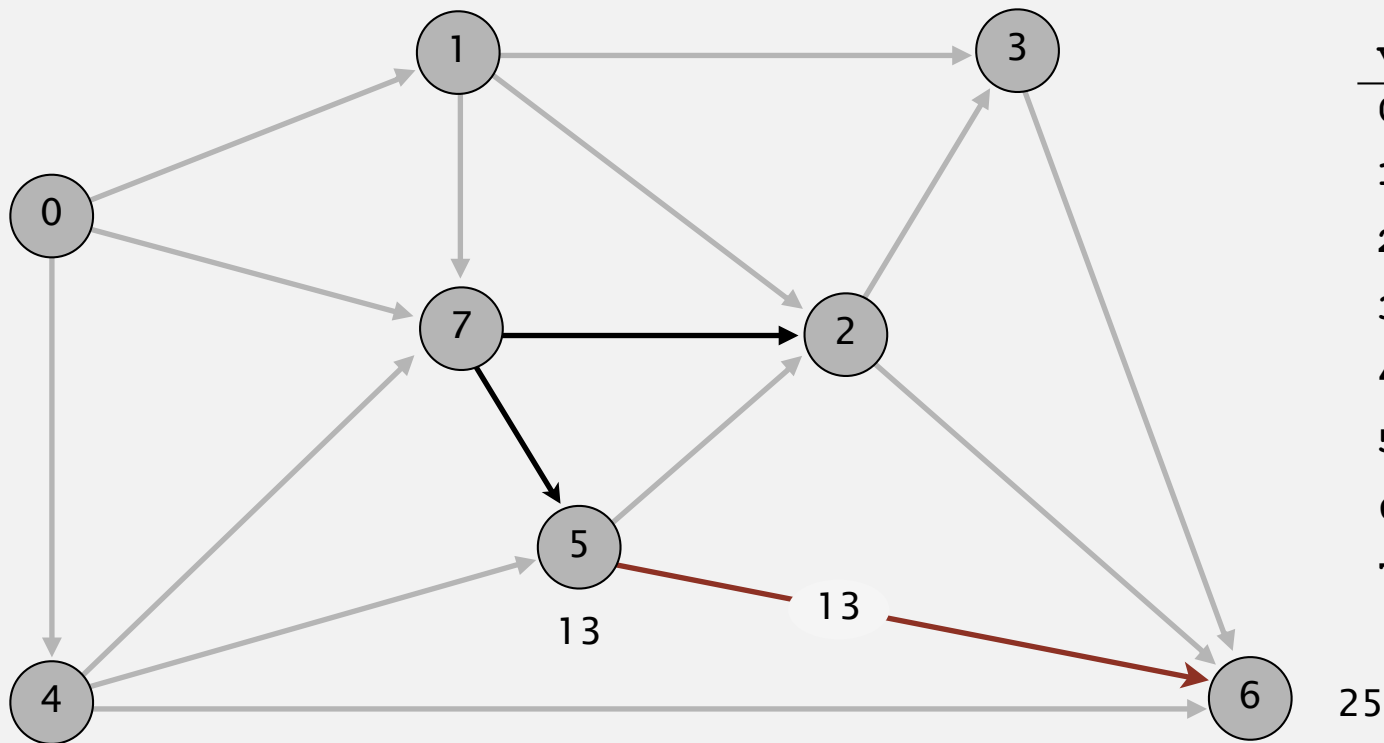
pass 1

0→1 0→4 0→7 1→2 1→3 1→7 2→3 2→6 3→6 4→5 4→6 4→7 5→2 5→6 7→5 7→2



Bellman-Ford algorithm demo

Repeat V times: relax all E edges.



v	distTo[]	edgeTo[]
0	0.0	-
1	5.0	0→1
2	14.0	5→2
3	17.0	2→3
4	9.0	0→4
5	13.0	4→5
6	25.0	2→6
7	8.0	0→7

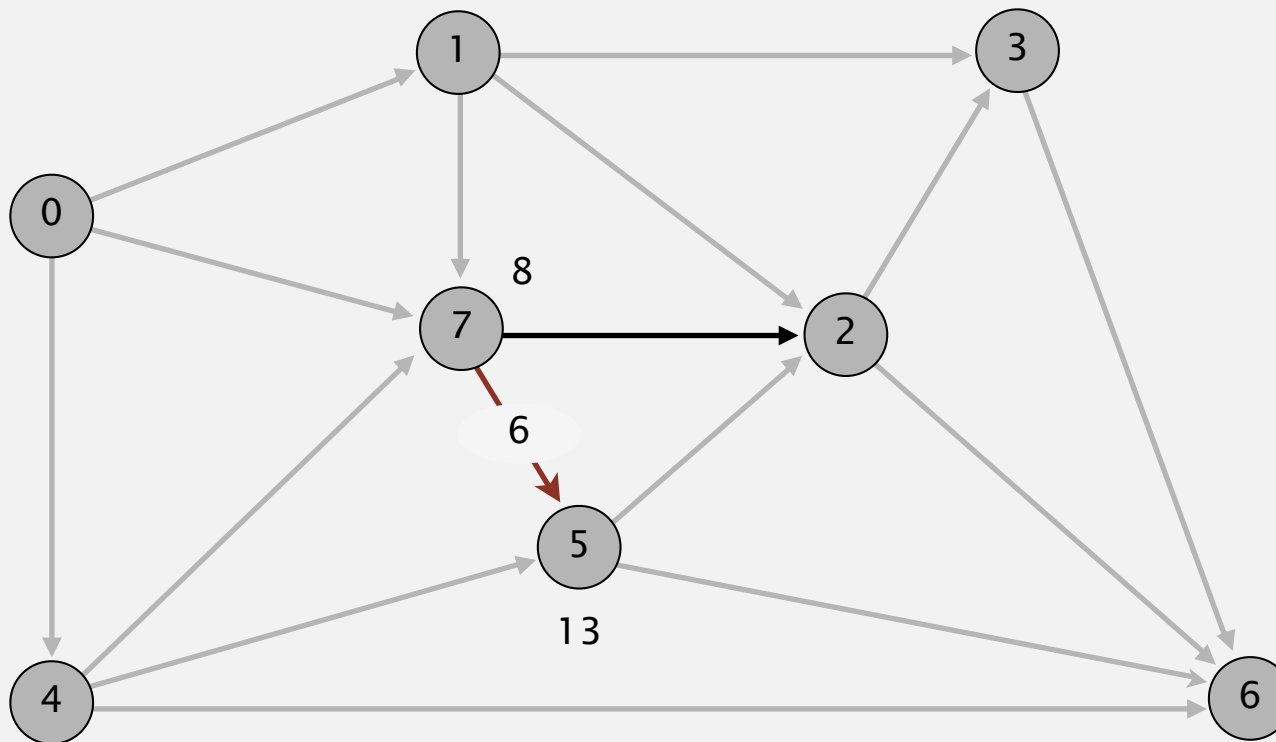
pass 1

0→1 0→4 0→7 1→2 1→3 1→7 2→3 2→6 3→6 4→5 4→6 4→7 5→2 5→6 7→5 7→2



Bellman-Ford algorithm demo

Repeat V times: relax all E edges.



v	distTo[]	edgeTo[]
0	0.0	-
1	5.0	0→1
2	14.0	5→2
3	17.0	2→3
4	9.0	0→4
5	13.0	4→5
6	25.0	2→6
7	8.0	0→7

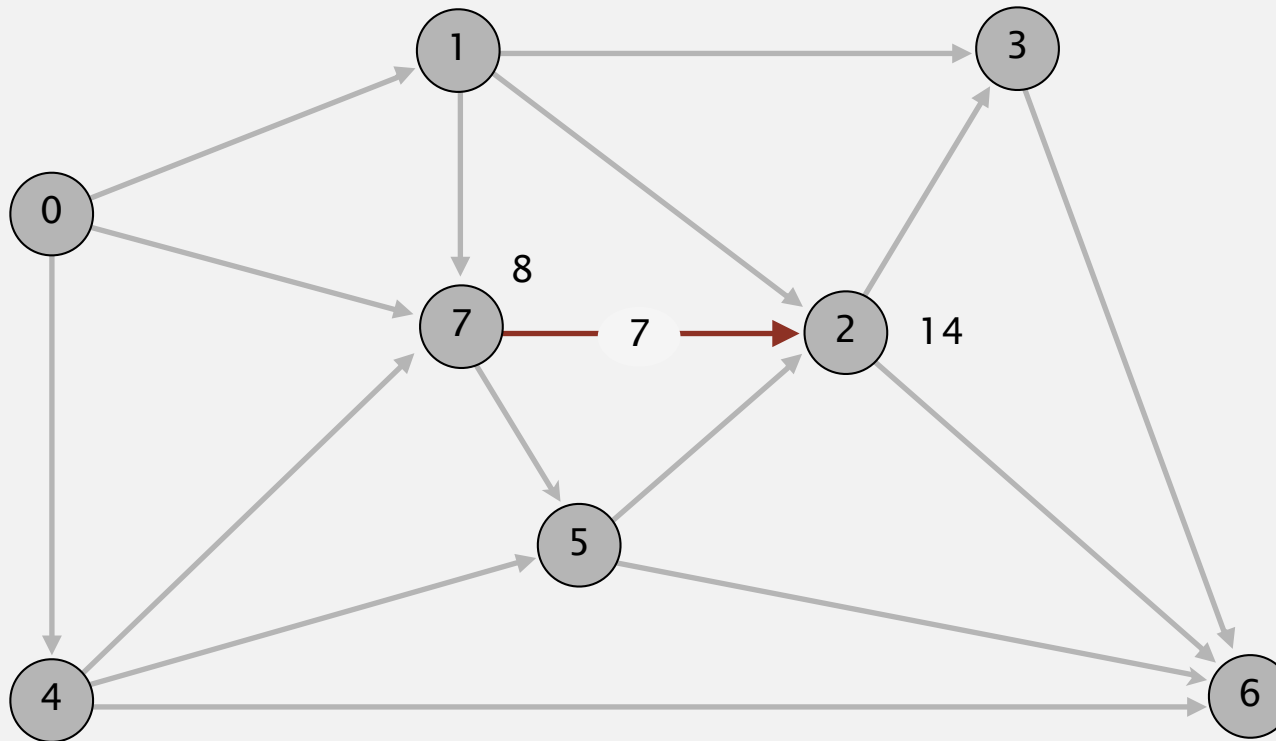
pass 1

0→1 0→4 0→7 1→2 1→3 1→7 2→3 2→6 3→6 4→5 4→6 4→7 5→2 5→6 7→5 7→2



Bellman-Ford algorithm demo

Repeat V times: relax all E edges.



v	distTo[]	edgeTo[]
0	0.0	-
1	5.0	0→1
2	14.0	5→2
3	17.0	2→3
4	9.0	0→4
5	13.0	4→5
6	25.0	2→6
7	8.0	0→7

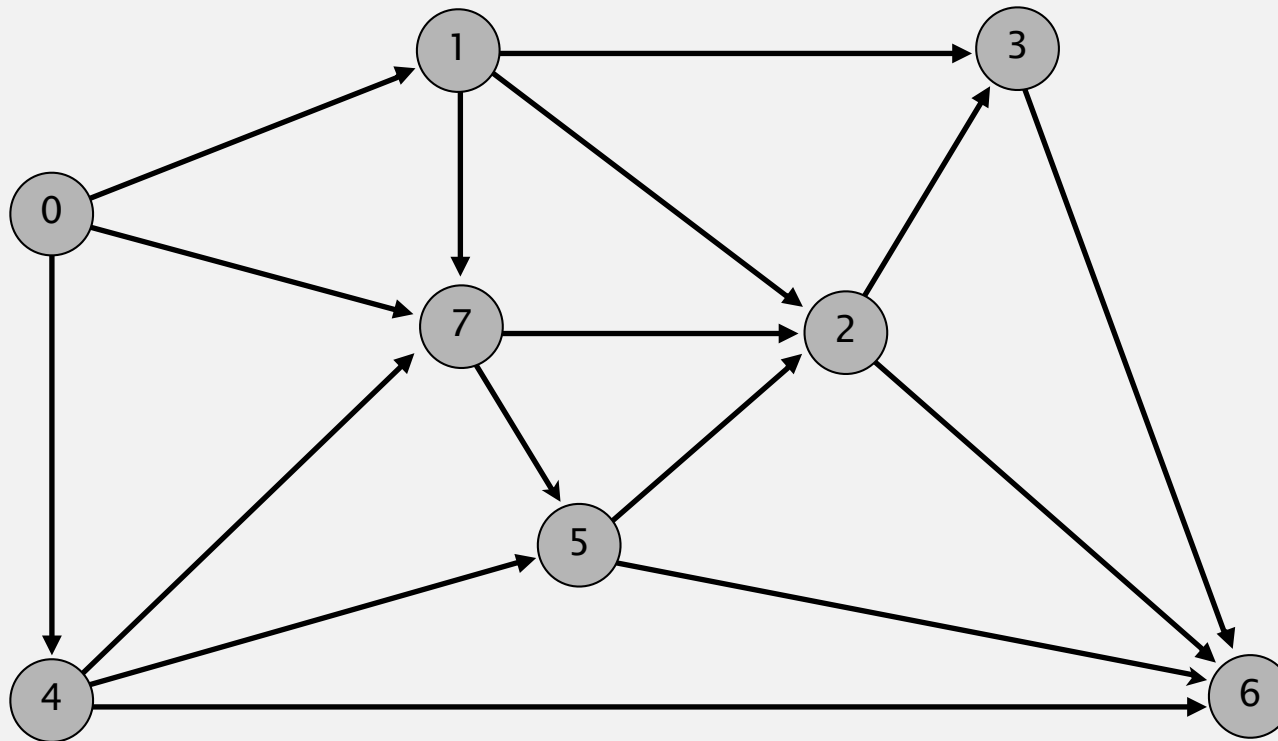
pass 1

0→1 0→4 0→7 1→2 1→3 1→7 2→3 2→6 3→6 4→5 4→6 4→7 5→2 5→6 7→5 7→2



Bellman-Ford algorithm demo

Repeat V times: relax all E edges.



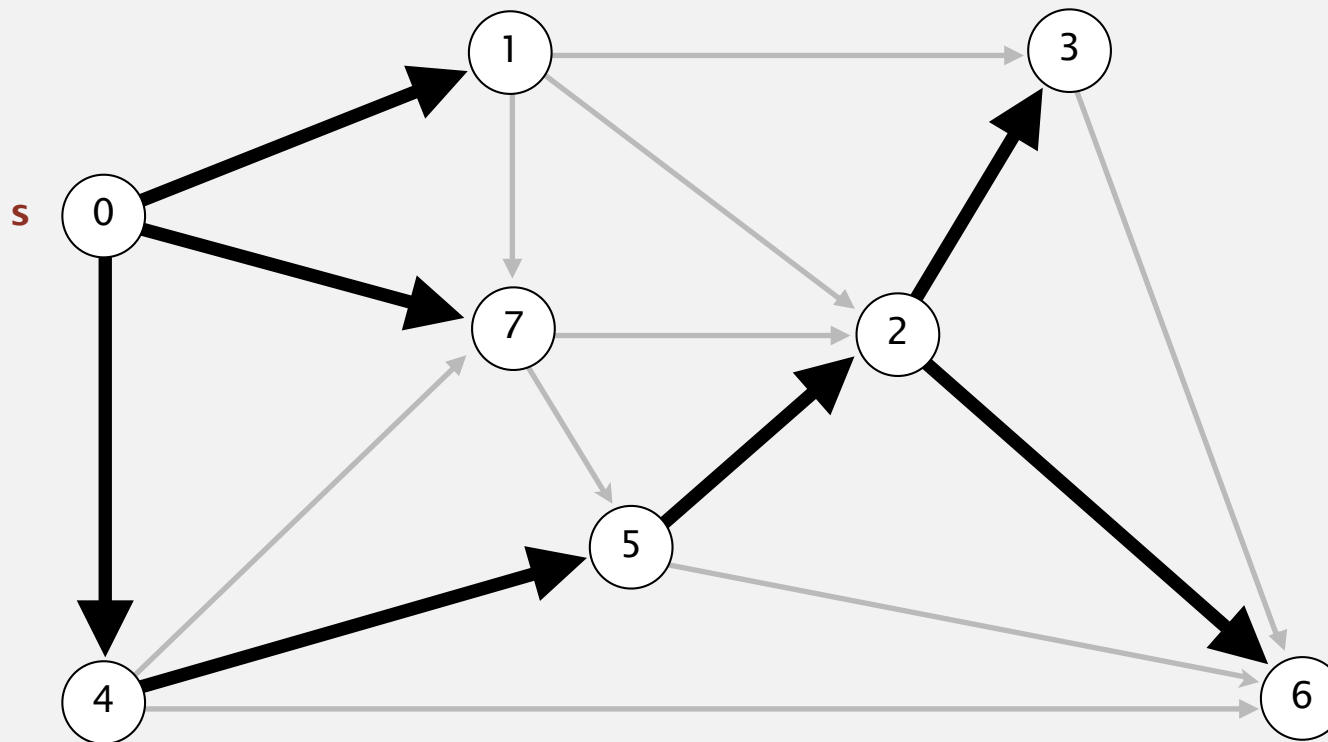
v	distTo[]	edgeTo[]
0	0.0	-
1	5.0	0→1
2	14.0	5→2
3	17.0	2→3
4	9.0	0→4
5	13.0	4→5
6	25.0	2→6
7	8.0	0→7

pass 2, 3, 4, ... (no further changes)

0→1 0→4 0→7 1→2 1→3 1→7 2→3 2→6 3→6 4→5 4→6 4→7 5→2 5→6 7→5 7→2
↑

Bellman-Ford algorithm demo

Repeat V times: relax all E edges.



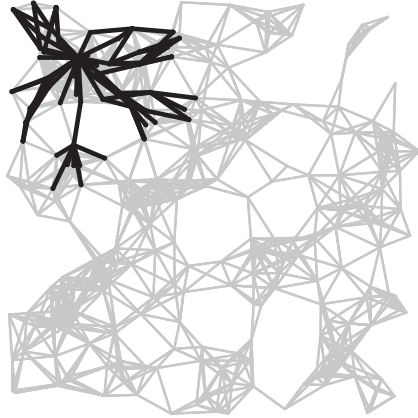
v	distTo[]	edgeTo[]
0	0.0	-
1	5.0	0→1
2	14.0	5→2
3	17.0	2→3
4	9.0	0→4
5	13.0	4→5
6	25.0	2→6
7	8.0	0→7

shortest-paths tree from vertex s

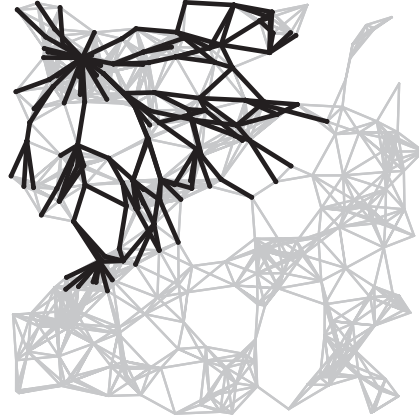
Bellman-Ford algorithm visualization

passes

4



7



10



13



SPT



Bellman-Ford algorithm: analysis

Bellman-Ford algorithm

Initialize $\text{distTo}[s] = 0$ and $\text{distTo}[v] = \infty$ for all other vertices.

Repeat V times:

- Relax each edge.
-

Proposition. Dynamic programming algorithm computes SPT in any edge-weighted digraph with no negative cycles in time proportional to $E \times V$.

Pf idea. After pass i , found shortest path containing at most i edges.

Bellman-Ford algorithm: practical improvement

Observation. If $\text{distTo}[v]$ does not change during pass i , no need to relax any edge pointing from v in pass $i + 1$.

FIFO implementation. Maintain **queue** of vertices whose $\text{distTo}[]$ changed.

↑
be careful to keep at most one copy
of each vertex on queue (why?)

Overall effect.

- The running time is still proportional to $E \times V$ in worst case.
- But much faster than that in practice.

Bellman-Ford algorithm: Java implementation

```
public class BellmanFordSP
{
    private double[] distTo;
    private DirectedEdge[] edgeTo;
    private boolean[] onQ;
    private Queue<Integer> queue;

    public BellmanFordSPT(EdgeWeightedDigraph G, int s)
    {
        distTo = new double[G.V()];
        edgeTo = new DirectedEdge[G.V()];
        onQ = new boolean[G.V()];
        queue = new Queue<Integer>();

        for (int v = 0; v < V; v++)
            distTo[v] = Double.POSITIVE_INFINITY;
        distTo[s] = 0.0;

        queue.enqueue(s);
        while (!queue.isEmpty())
        {
            int v = queue.dequeue();
            onQ[v] = false;
            for (DirectedEdge e : G.adj(v))
                relax(e);
        }
    }
}
```

queue of vertices whose
distTo[] value changes

```
private void relax(DirectedEdge e)
{
    int v = e.from(), w = e.to();
    if (distTo[w] > distTo[v] + e.weight())
    {
        distTo[w] = distTo[v] + e.weight();
        edgeTo[w] = e;
        if (!onQ[w])
        {
            queue.enqueue(w);
            onQ[w] = true;
        }
    }
}
```

Single source shortest-paths implementation: cost summary

algorithm	restriction	typical case	worst case	extra space
topological sort	no directed cycles	$E + V$	$E + V$	V
Dijkstra (binary heap)	no negative weights	$E \log V$	$E \log V$	V
Bellman-Ford	no negative cycles	$E V$	$E V$	V
Bellman-Ford (queue-based)		$E + V$	$E V$	V

Remark 1. Directed cycles make the problem harder.

Remark 2. Negative weights make the problem harder.

Remark 3. Negative cycles makes the problem intractable.

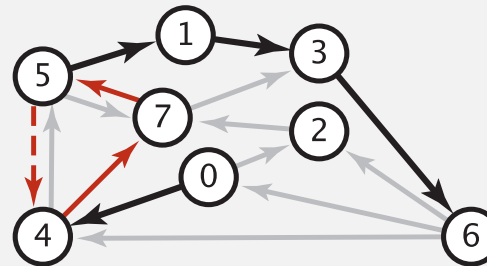
Finding a negative cycle

Negative cycle. Add two methods to the API for `SP`.

<code>boolean</code>	<code>hasNegativeCycle()</code>	<i>is there a negative cycle?</i>
<code>Iterable <DirectedEdge></code>	<code>negativeCycle()</code>	<i>negative cycle reachable from s</i>

digraph

4→5	0.35
5→4	-0.66
4→7	0.37
5→7	0.28
7→5	0.28
5→1	0.32
0→4	0.38
0→2	0.26
7→3	0.39
1→3	0.29
2→7	0.34
6→2	0.40
3→6	0.52
6→0	0.58
6→4	0.93

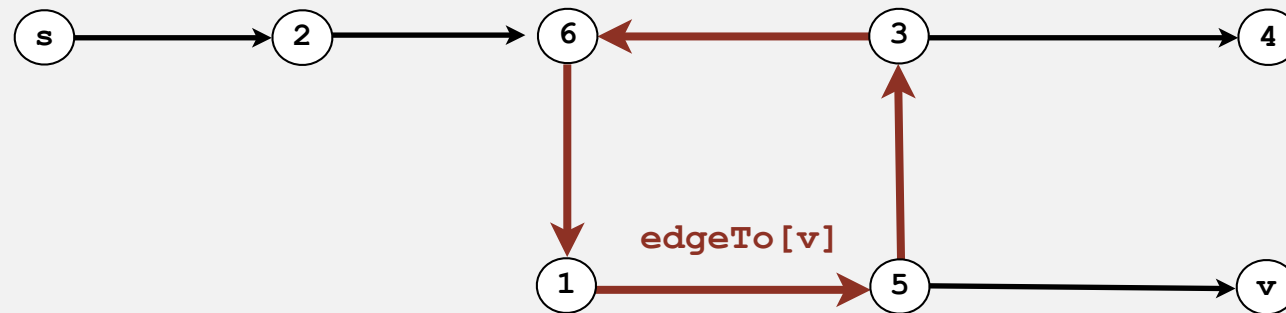


negative cycle (-0.66 + 0.37 + 0.28)

5→4→7→5

Finding a negative cycle

Observation. If there is a negative cycle, Bellman-Ford gets stuck in loop, updating $\text{distTo}[]$ and $\text{edgeTo}[]$ entries of vertices in the cycle.



Proposition. If any vertex v is updated in phase V , there exists a negative cycle (and can trace back $\text{edgeTo}[v]$ entries to find it).


In practice. Check for negative cycles more frequently.

Negative cycle application: arbitrage detection

Problem. Given table of exchange rates, is there an arbitrage opportunity?

	USD	EUR	GBP	CHF	CAD
USD	1	0,741	0,657	1,061	1,011
EUR	1,35	1	0,888	1,433	1,366
GBP	1,521	1,126	1	1,614	1,538
CHF	0,943	0,698	0,62	1	0,953
CAD	0,995	0,732	0,65	1,049	1

Ex. \$1,000 \Rightarrow 741 Euros \Rightarrow 1,012.206 Canadian dollars \Rightarrow \$1,007.14497.

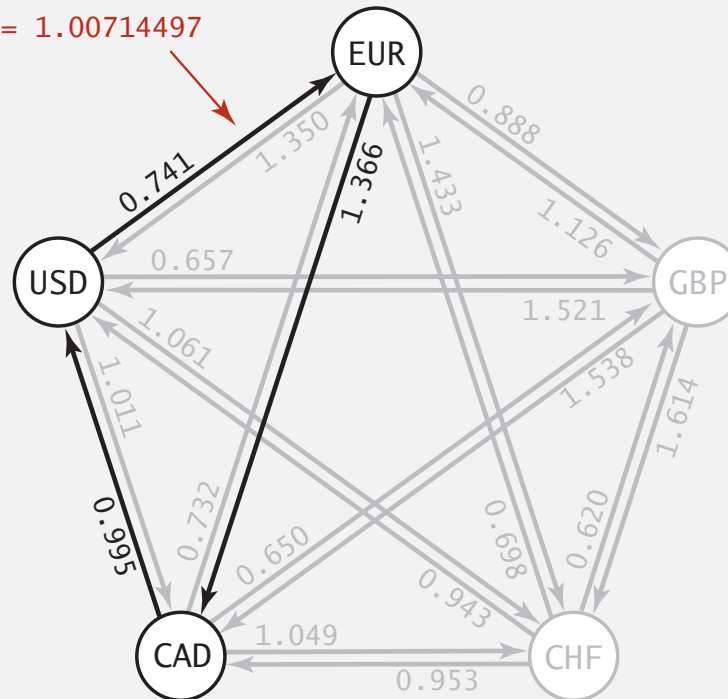
$$1000 \times 0.741 \times 1.366 \times 0.995 = 1007.14497$$


Negative cycle application: arbitrage detection

Currency exchange graph.

- Vertex = currency.
- Edge = transaction, with weight equal to exchange rate.
- Find a directed cycle whose product of edge weights is > 1 .

$$0.741 * 1.366 * .995 = 1.00714497$$

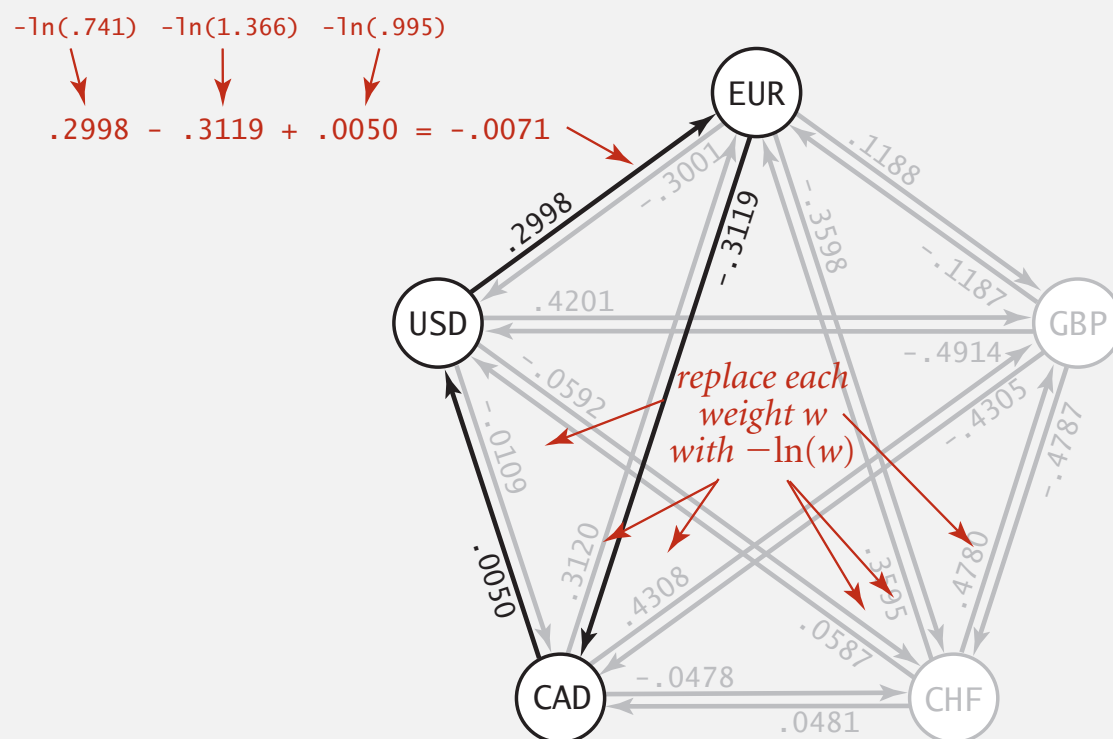


Challenge. Express as a negative cycle detection problem.

Negative cycle application: arbitrage detection

Model as a negative cycle detection problem by taking logs.

- Let weight of edge $v \rightarrow w$ be $-\ln$ (exchange rate from currency v to w).
- Multiplication turns to addition; > 1 turns to < 0 .
- Find a directed cycle whose sum of edge weights is < 0 (negative cycle).



Remark. Fastest algorithm is extraordinarily valuable!

Shortest paths summary

Dijkstra's algorithm.

- Nearly linear-time when weights are nonnegative.
- Generalization encompasses DFS, BFS, and Prim.

Acyclic edge-weighted digraphs.

- Arise in applications.
- Faster than Dijkstra's algorithm.
- Negative weights are no problem.

Negative weights and negative cycles.

- Arise in applications.
- If no negative cycles, can find shortest paths via Bellman-Ford.
- If negative cycles, can find one via Bellman-Ford.

Shortest-paths is a broadly useful problem-solving model.